



US00D948971S

(12) **United States Design Patent** (10) **Patent No.:** **US D948,971 S**
Mack (45) **Date of Patent:** **** Apr. 19, 2022**

(54) **SPOON**
(71) Applicant: **A&R Carton GmbH**, Kriftel (DE)
(72) Inventor: **Ralf Mack**, Munich (DE)
(73) Assignee: **A&R CARTON GMBH**, Kriftel (DE)
(**) Term: **15 Years**
(21) Appl. No.: **29/812,998**
(22) Filed: **Oct. 26, 2021**

Related U.S. Application Data

(62) Division of application No. 29/785,318, filed on May 25, 2021.

Foreign Application Priority Data

Sep. 5, 2019 (EM) 006815767-0005

(51) **LOC (13) Cl.** **07-03**

(52) **U.S. Cl.**
USPC **D7/653; D7/401.2; D7/642**

(58) **Field of Classification Search**
USPC D7/368, 401.2, 642-645, 649-664, 669, D7/675-677, 683, 688-689, 691-692; D8/107, 300-301; D22/117-118
CPC ... A01D 9/02; A01D 9/04; A01D 9/06; A47G 21/00; A47G 21/004; A47G 21/005; A47G 21/02; A47G 21/023; A47G 21/04; A47G 21/06; A47G 21/08; A47G 21/181; A47J 43/28; A47J 43/281; A47J 43/282; A61F 13/10; A61J 7/0023; B25G 1/00; B25G 1/01; B25G 1/02; B25G 3/00; B26B 3/00; B65D 75/56; B65D 75/563; B65D 75/566; B65D 77/245; B67B 7/00; B67B 7/724; B67B 7/73; G09F 1/06
See application file for complete search history.

(56) **References Cited**
U.S. PATENT DOCUMENTS
1,521,768 A * 1/1925 Edmund A47G 21/04 30/328
1,851,942 A * 3/1932 Roberta A47G 21/04 30/328
3,458,107 A * 7/1969 Curtis B65D 77/245 229/401
D293,065 S * 12/1987 Ferm D7/692
D530,986 S * 10/2006 Lago-Arenas D7/645
8,201,862 B2 * 6/2012 Langley G09F 1/06 294/1.3
D933,432 S * 10/2021 Mack D7/653
2007/0079513 A1 * 4/2007 Lago-Arenas B26B 3/00 30/147
2014/0238987 A1 * 8/2014 Brooks B65D 51/246 220/212

* cited by examiner


Primary Examiner — Ricky Pham
(74) *Attorney, Agent, or Firm* — Vidas, Arrett & Steinkraus, PA; Richard A. Arrett; Edwin E. Voigt, II

(57) **CLAIM**
The ornamental design for a spoon, as shown and described.

DESCRIPTION

FIG. 1 is a perspective view of a first embodiment of a spoon, showing the top, front and left side views.
FIG. 2 is a left side view thereof.
FIG. 3 is a right side view thereof.
FIG. 4 is a top view thereof.
FIG. 5 is a bottom view thereof.
FIG. 6 is a front view thereof; and,
FIG. 7 is a back side view thereof.

1 Claim, 7 Drawing Sheets






FIG. 1




FIG. 2




FIG. 3

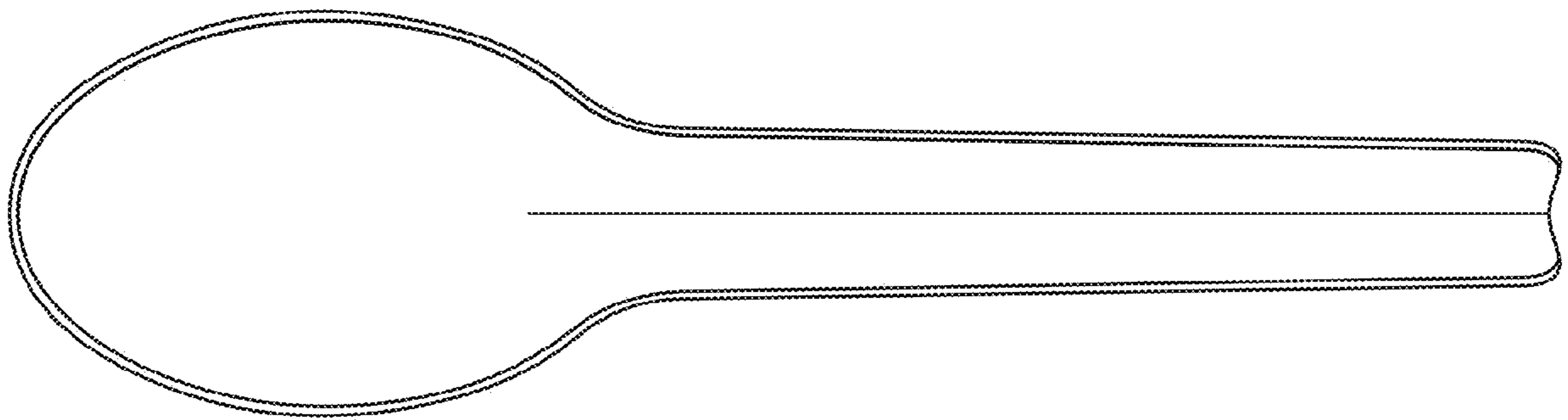


FIG. 4

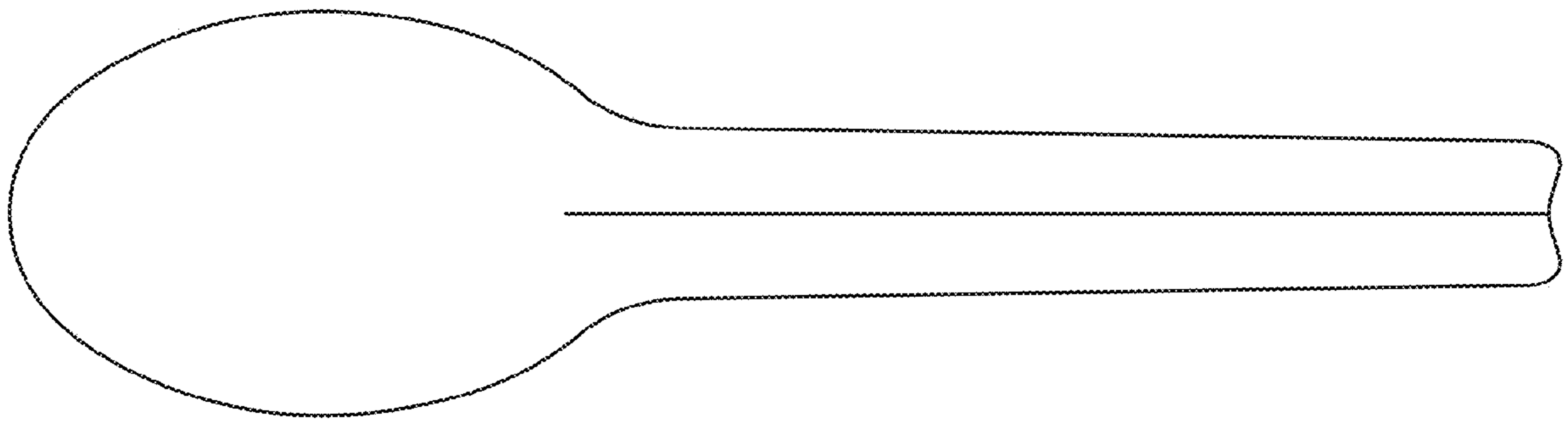


FIG. 5

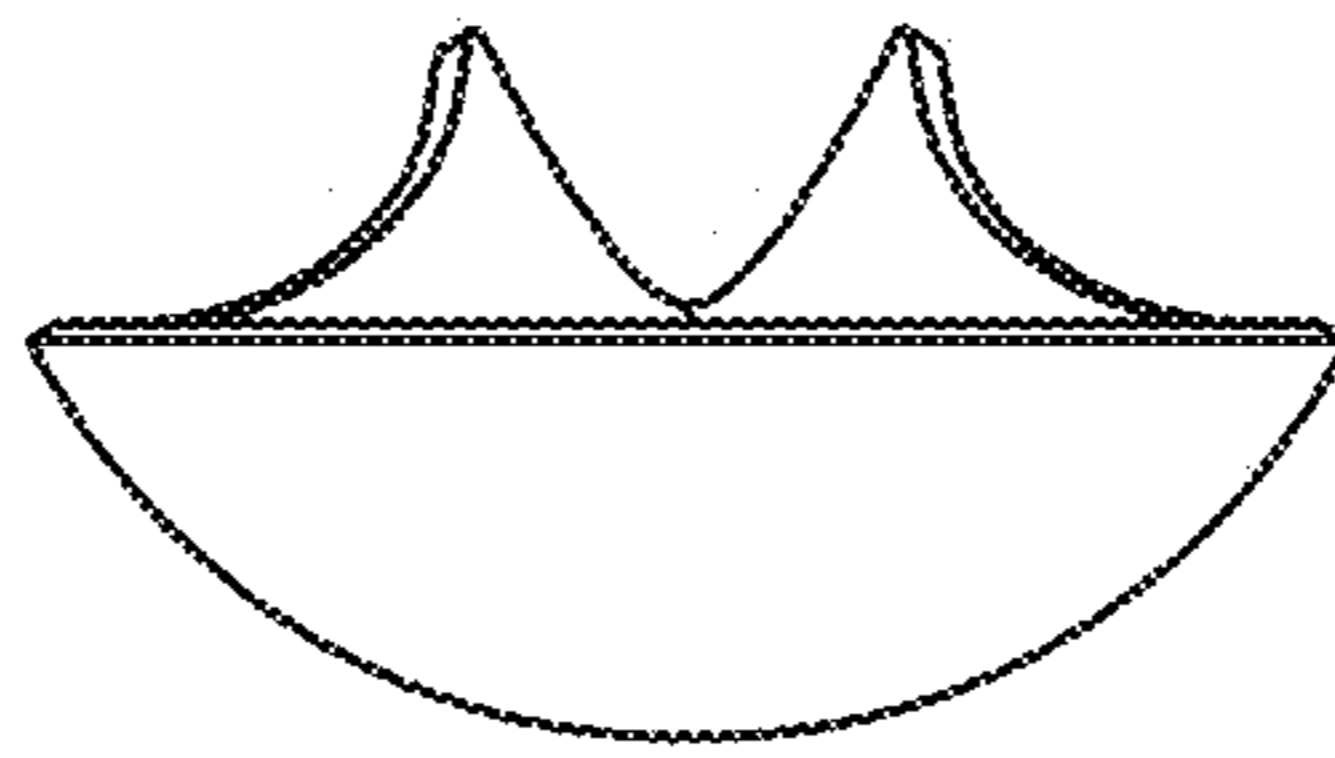


FIG. 6

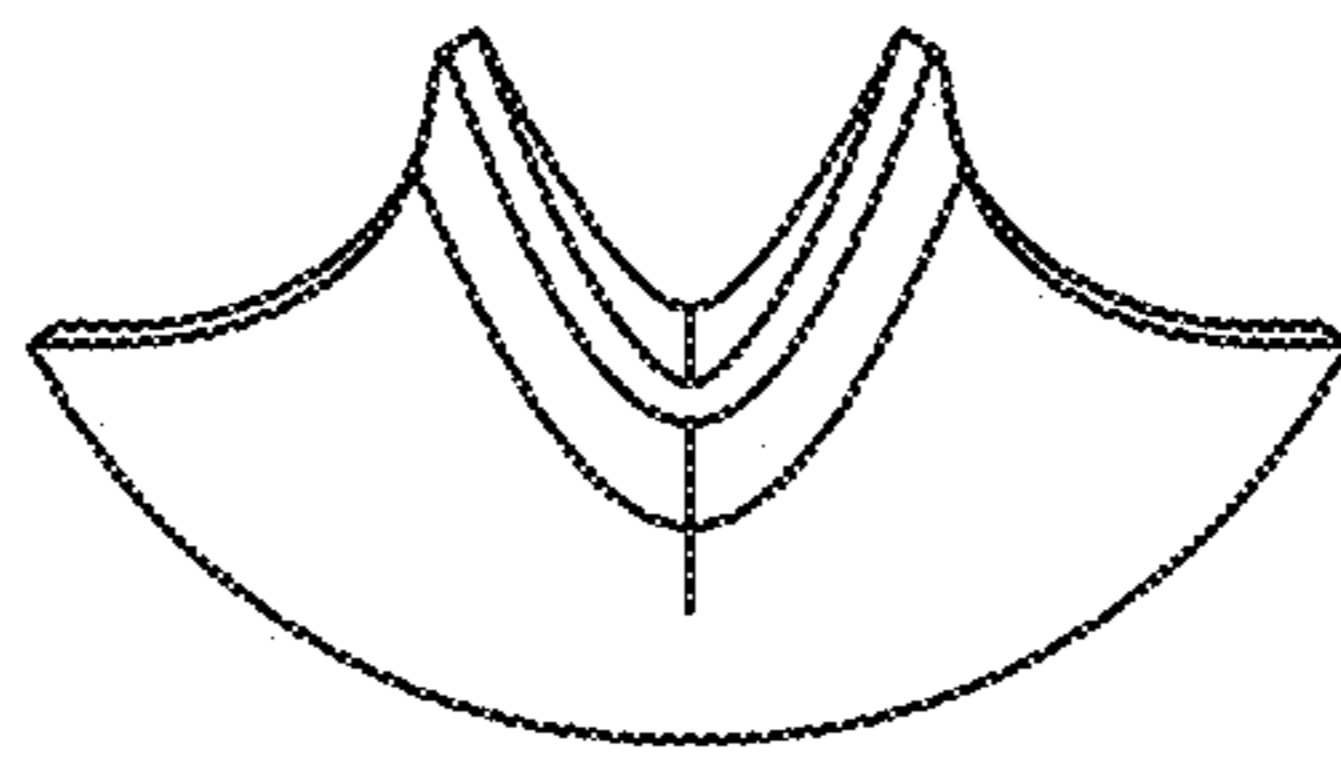


FIG. 7