



US00D948968S

(12) **United States Design Patent**  
**Conable**

(10) **Patent No.:** **US D948,968 S**

(45) **Date of Patent:** **\*\* Apr. 19, 2022**

(54) **SHARPENER KNIFE BLOCK HOLDER**

(71) Applicant: **William Henry, LLC**, McMinnville,  
OR (US)

(72) Inventor: **Matthew W. Conable**, Scotts Valley,  
CA (US)

(73) Assignee: **WILLIAM HENRY, LLC**,  
McMinnville, OR (US)

(\*\*) Term: **15 Years**

(21) Appl. No.: **29/737,197**

(22) Filed: **Jun. 5, 2020**

(51) **LOC (13) Cl.** ..... **07-99**

(52) **U.S. Cl.**  
USPC ..... **D7/637**

(58) **Field of Classification Search**  
USPC ..... D3/220, 273, 295, 313, 315, 905;  
D7/213, 623, 637, 639, 649, 641, 651;  
D8/35, 38, 63, 71, 91  
CPC ..... A47B 88/90; A47G 21/14; A47J 47/16;  
B24D 15/084; B25H 3/04  
See application file for complete search history.

(56) **References Cited**

**U.S. PATENT DOCUMENTS**

D280,587 S	*	9/1985	Carlson	.....	A47G 21/14
					D7/637
D292,359 S	*	10/1987	Daw	.....	D7/637
D300,497 S	*	4/1989	Goebel	.....	D7/637
D360,810 S	*	8/1995	Humaj	.....	D7/637
D405,656 S	*	2/1999	Davis	.....	B24D 15/084
					D7/637
D418,054 S	*	12/1999	Zirbes	.....	D9/415
D462,580 S	*	9/2002	Rorke	.....	D7/641

D517,376 S	*	3/2006	Conable	.....	D7/637
D572,982 S	*	7/2008	de Bretton Gordon	.....	D7/637
D712,706 S	*	9/2014	de Bretton Gordon	.....	D7/637
2004/0031159 A1	*	2/2004	Rosenberg	.....	A47G 21/14
					30/298.4
2008/0276465 A1	*	11/2008	Lafleur	.....	A47G 21/14
					30/298.4
2009/0149120 A1	*	6/2009	Welch	.....	B24D 15/084
					451/555

\* cited by examiner

*Primary Examiner* — Joseph Kukella

*Assistant Examiner* — Darryl J Dardenne

(74) *Attorney, Agent, or Firm* — Foster Garvey PC

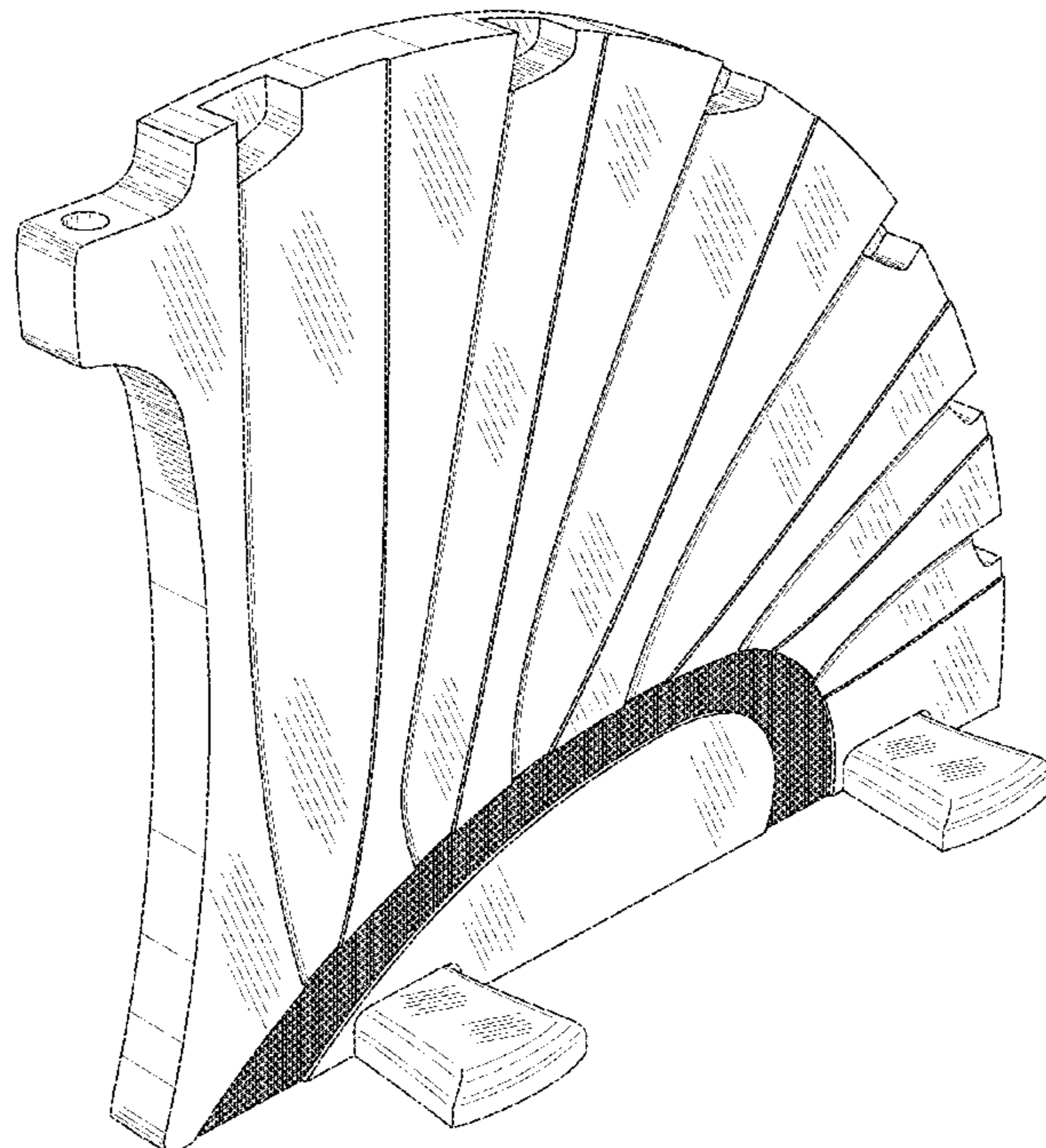
(57) **CLAIM**

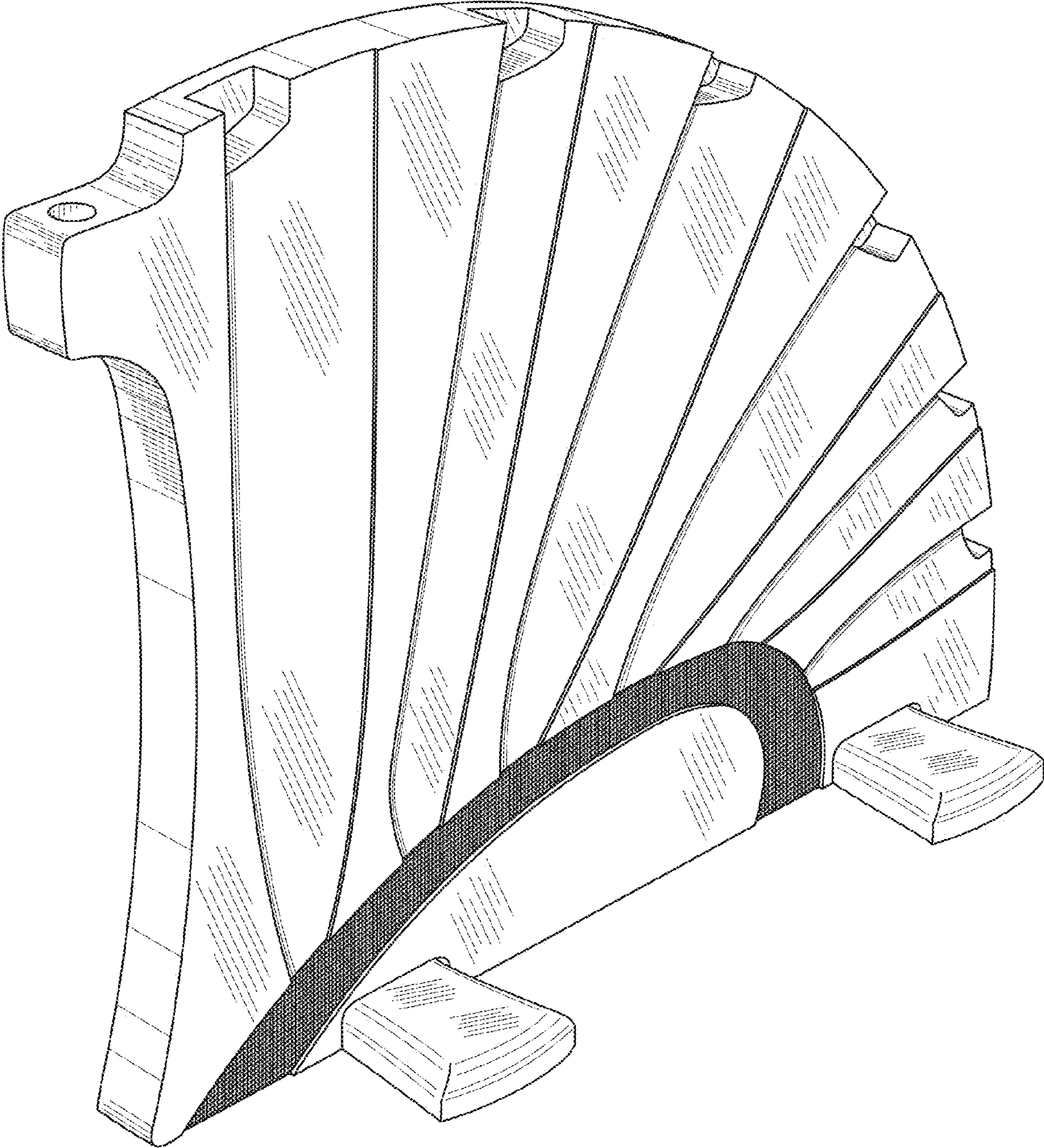
The ornamental design for a sharpener knife block holder, as shown and described.

**DESCRIPTION**

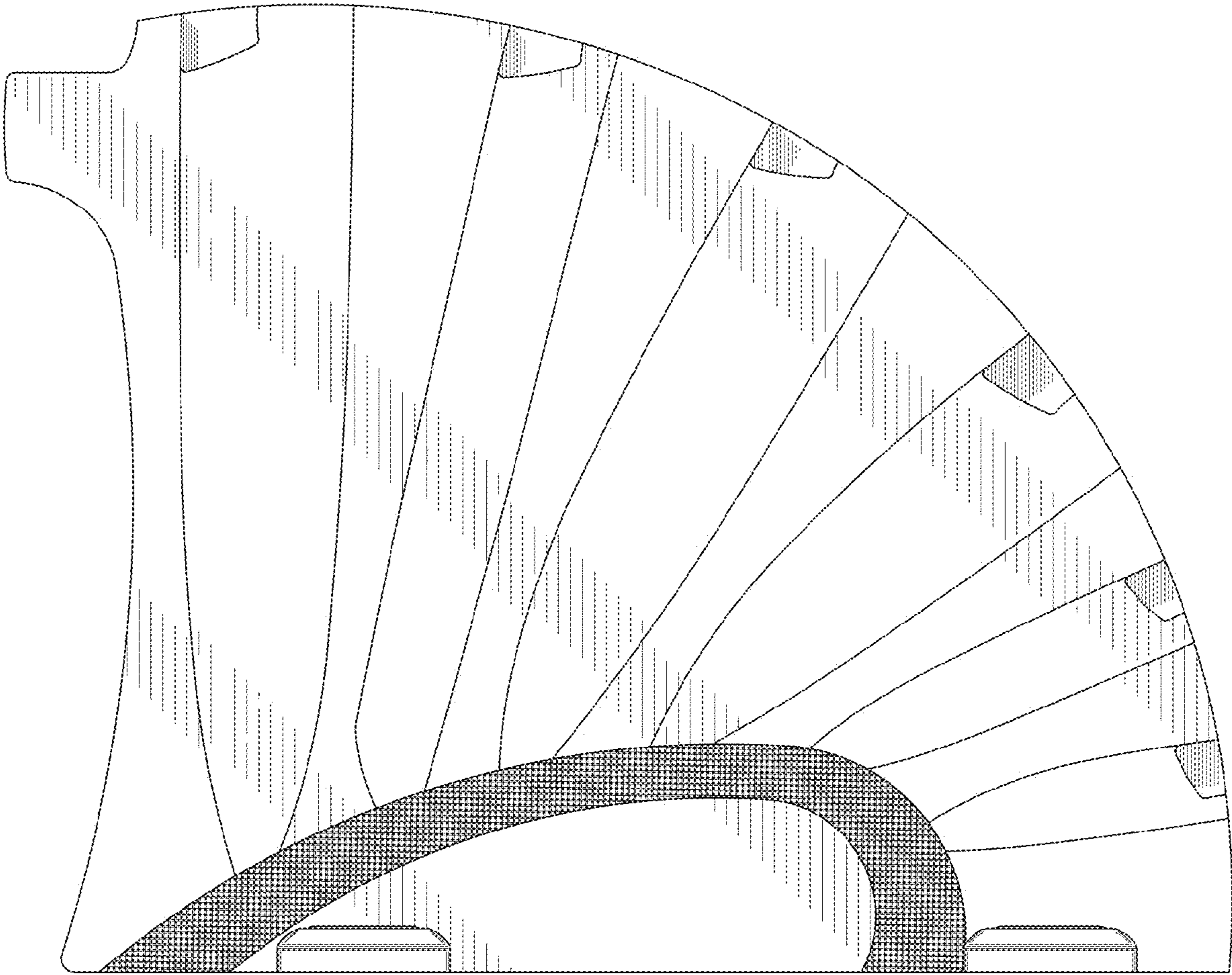
FIG. 1 is a top front perspective view of a sharpener knife block holder,  
 FIG. 2 is a right side view of the sharpener knife block holder,  
 FIG. 3 is a left side view of the sharpener knife block holder,  
 FIG. 4 is a front side view of the sharpener knife block holder,  
 FIG. 5 is a back side view of the sharpener knife block holder,  
 FIG. 6 is a top side view of the sharpener knife block holder;  
 and,  
 FIG. 7 is a bottom side view of the sharpener knife block holder.

**1 Claim, 7 Drawing Sheets**

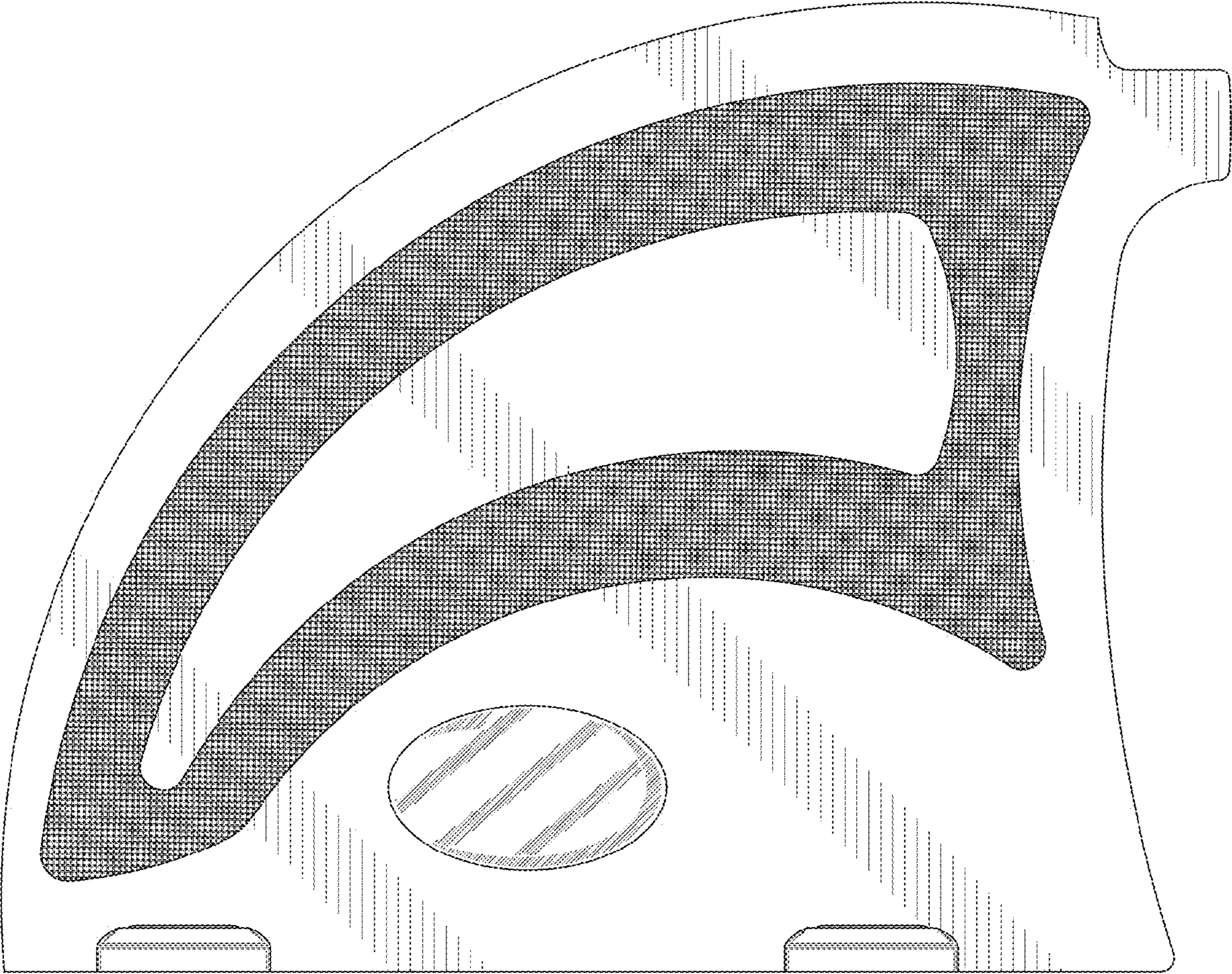




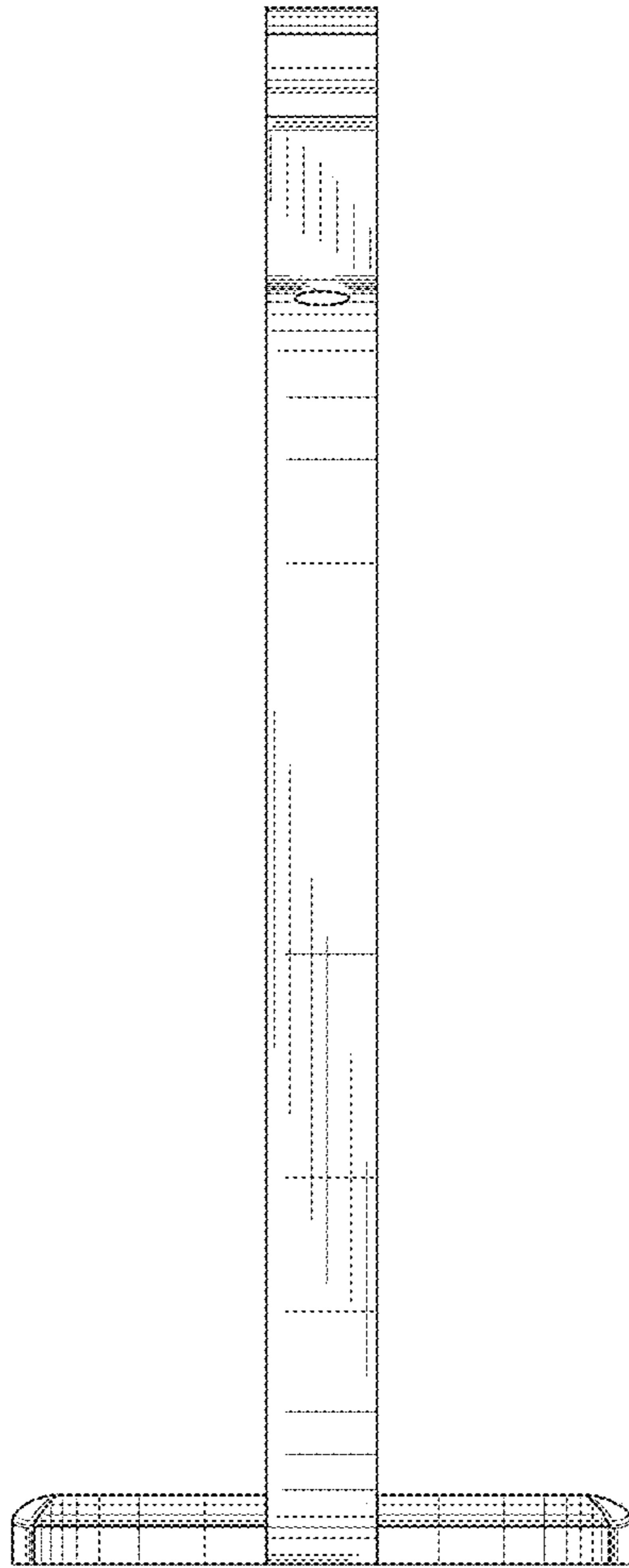
*Fig. 1*



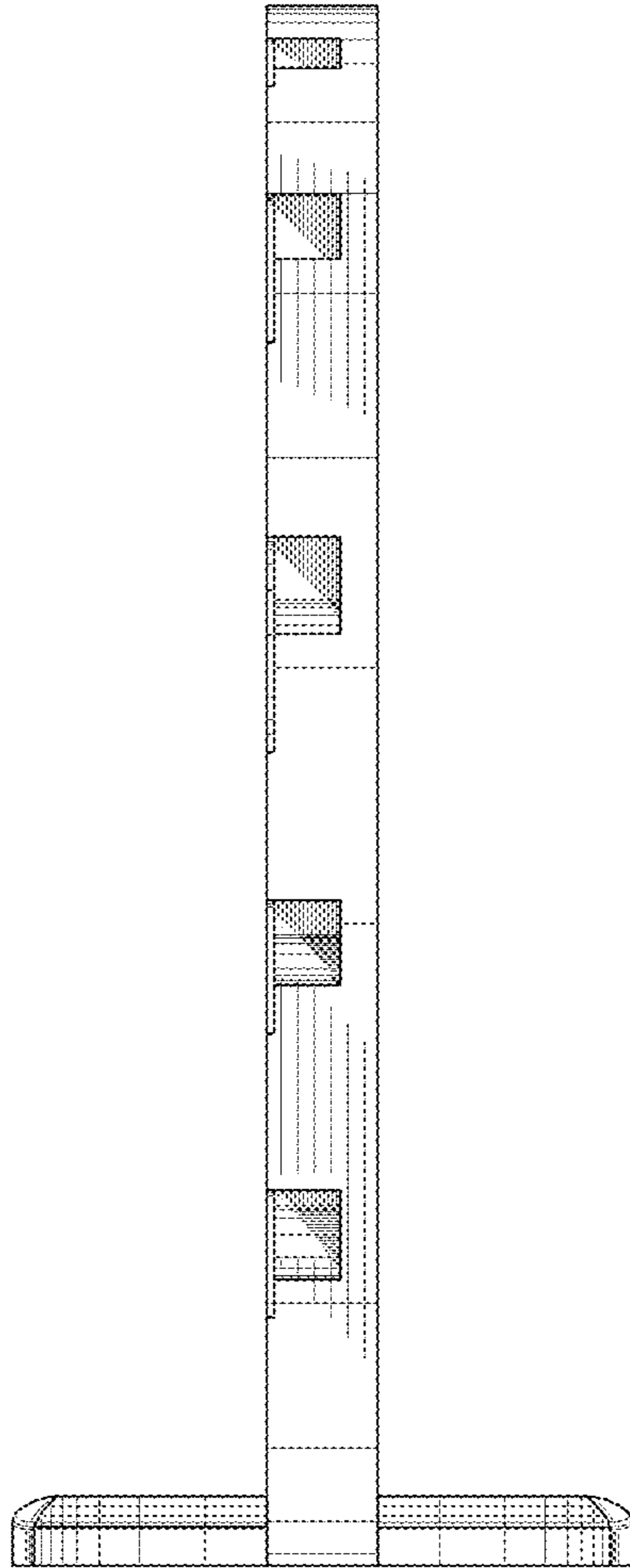
*Fig. 2*



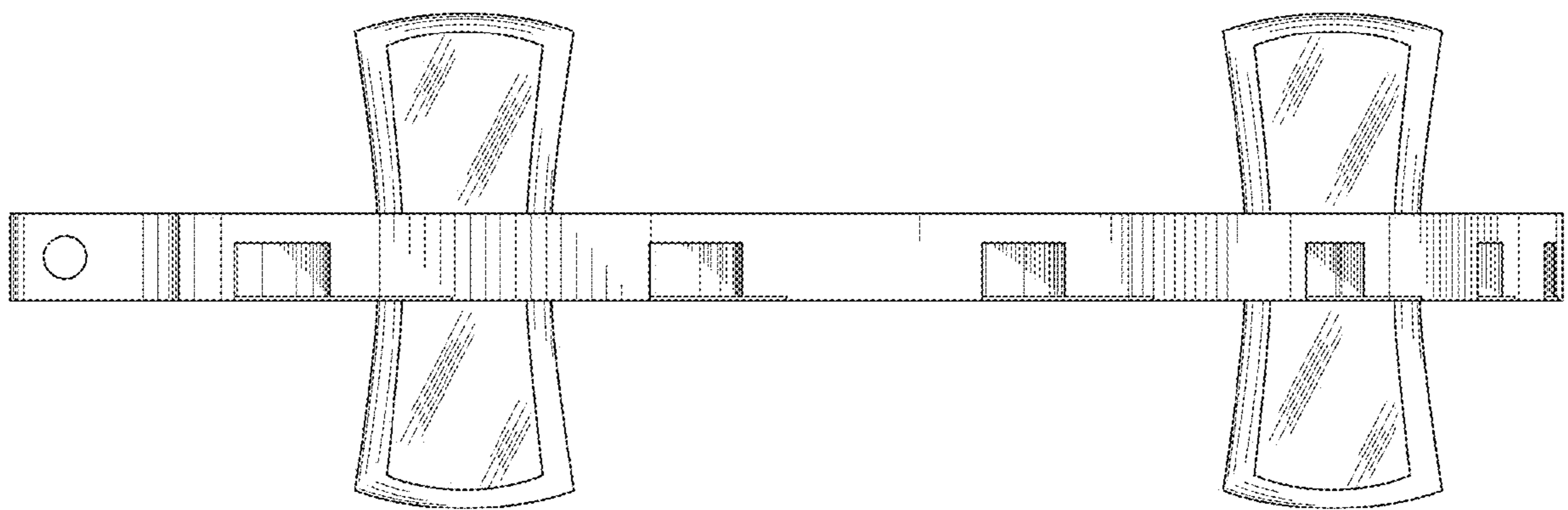
*Fig. 3*



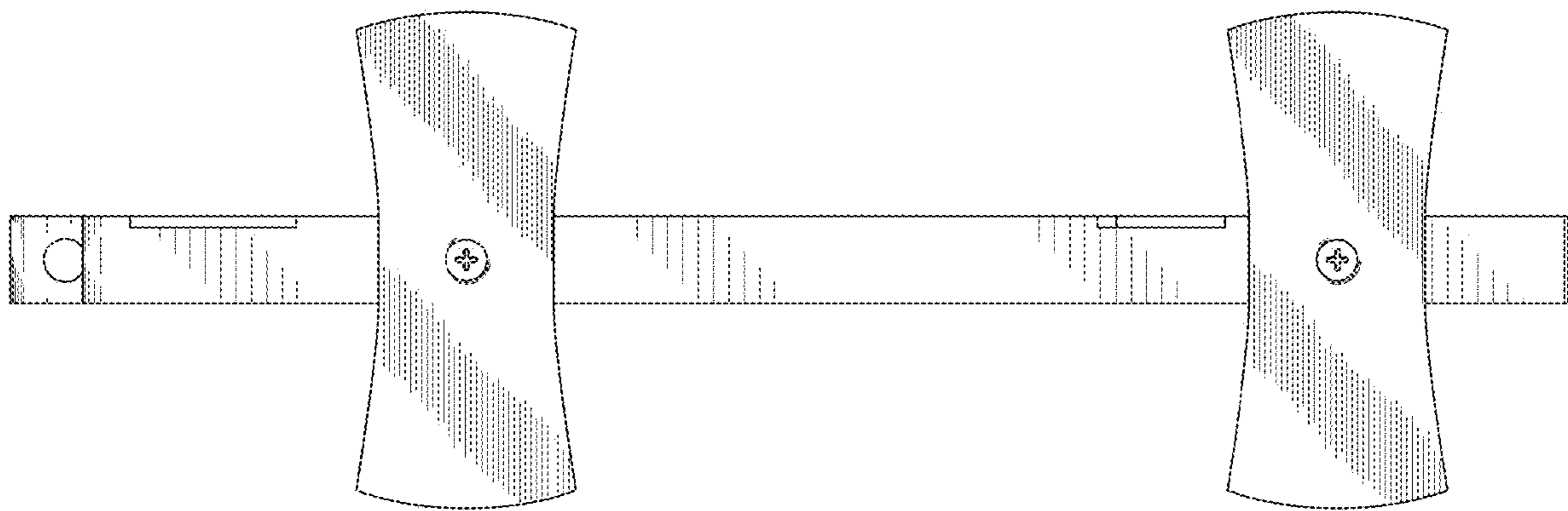
*Fig. 4*



*Fig. 5*



*Fig. 6*



*Fig. 7*