



US00D948934S

(12) **United States Design Patent** (10) **Patent No.:** **US D948,934 S**
Wahl (45) **Date of Patent:** **** Apr. 19, 2022**

(54) **BEVERAGE FILTER**
(71) Applicant: **Pacific Market International, LLC**,
Seattle, WA (US)
(72) Inventor: **Andrew C. F. Wahl**, Seattle, WA (US)
(73) Assignee: **Pacific Market International, LLC**,
Seattle, WA (US)
(**) Term: **15 Years**

9,167,933 B2 10/2015 Can et al.
D778,668 S * 2/2017 Hojo D7/400
D779,875 S * 2/2017 Gross D7/400
D791,534 S * 7/2017 Bueno D7/400
D796,889 S * 9/2017 Laskowski D7/321
D797,503 S * 9/2017 Robotti D7/400
D847,564 S * 5/2019 Best D7/400
10,314,320 B2 6/2019 Roberts et al.
D873,607 S * 1/2020 Day, Jr. D7/400
D873,608 S * 1/2020 de Martrin-Donos D7/400
D873,628 S * 1/2020 Chen D7/673
D884,420 S * 5/2020 McLean D7/400
2001/0003951 A1 6/2001 Joergensen

(Continued)

(21) Appl. No.: **29/697,644**

(22) Filed: **Jul. 10, 2019**

(51) **LOC (13) Cl.** **07-99**

(52) **U.S. Cl.**
USPC **D7/400**

(58) **Field of Classification Search**
USPC D7/601.4, 399, 700, 305, 309, 310, 312,
D7/396.1, 396.2, 397, 400, 401, 507, 523,
D7/533, 535, 536; D6/513; D9/434, 435
CPC .. A23F 5/12; A47J 31/02; A47J 31/005; A47J
31/06; A47J 31/0615; A47J 31/0626;
A47G 19/22
See application file for complete search history.

(56) **References Cited**

U.S. PATENT DOCUMENTS

2,732,787 A * 1/1956 Osborne A47J 31/02
99/306
4,167,136 A * 9/1979 Chupurdy A47J 31/02
99/306
4,446,158 A 5/1984 English et al.
5,249,509 A 10/1993 English
D381,866 S * 8/1997 St-Gelais D7/300
5,775,206 A 7/1998 St-Gelais
5,826,493 A 10/1998 Tien Lin
D406,725 S * 3/1999 Joergensen D7/400
6,343,542 B1 2/2002 Shen
D513,152 S * 12/2005 Cahen D7/399
D567,021 S * 4/2008 Bach D7/387

OTHER PUBLICATIONS

International Search Report and Written Opinion, dated Oct. 5, 2020, received in International Application No. PCT/US20/41283. U.S. Appl. No. 16/582,876, filed Sep. 25, 2019.

Primary Examiner — Andrew Kerr

(74) *Attorney, Agent, or Firm* — George C. Rondeau, Jr.; Davis Wright Tremaine, LLP

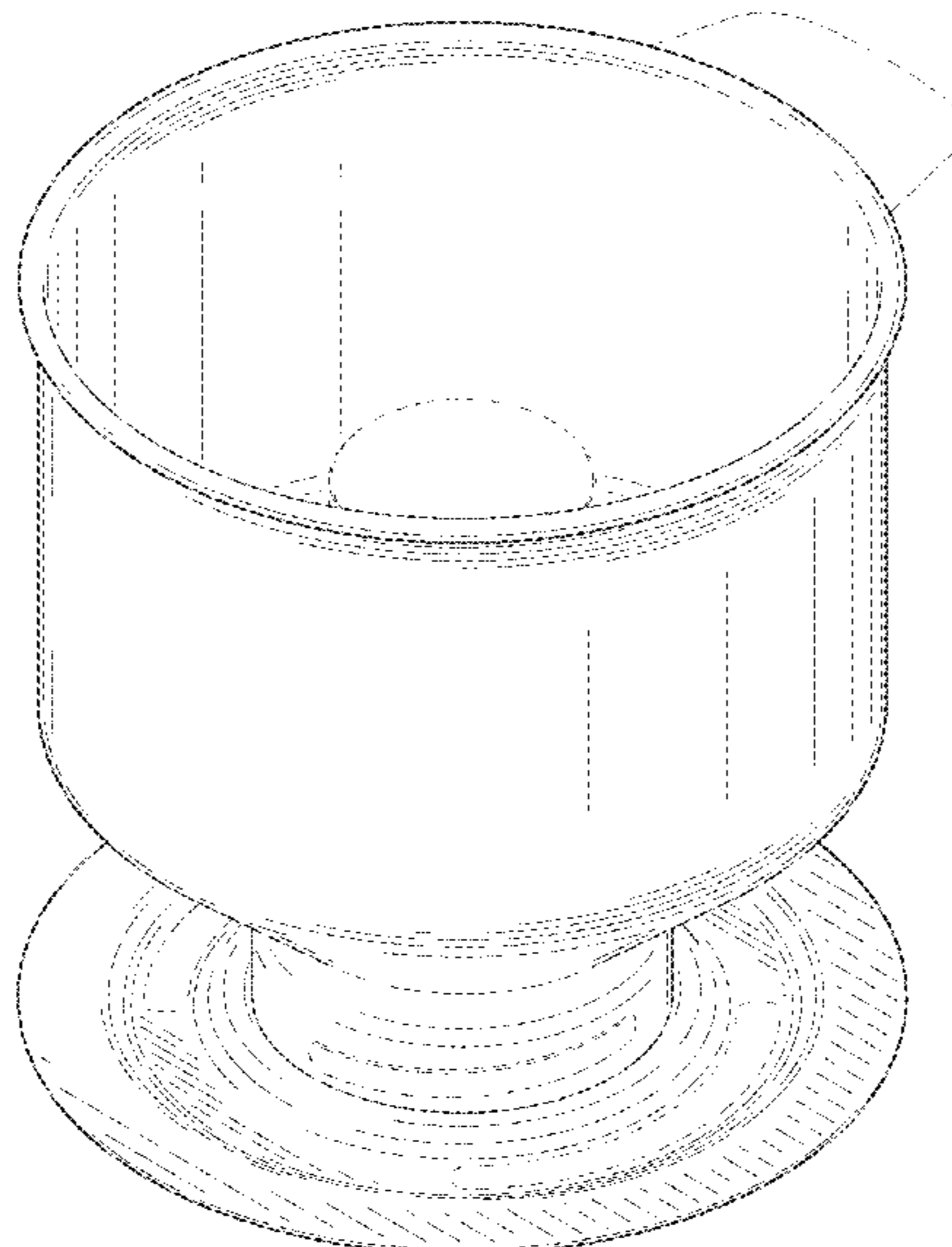
(57) **CLAIM**

The ornamental design for a beverage filter, as shown and described.

DESCRIPTION

FIG. 1 is a top perspective view of a beverage filter, showing my new design;
FIG. 2 is a bottom perspective view thereof;
FIG. 3 is a left side elevational view thereof;
FIG. 4 is a front elevational view thereof;
FIG. 5 is a right side elevational view thereof;
FIG. 6 is a rear elevational view thereof;
FIG. 7 is a top plan view thereof; and,
FIG. 8 is a bottom plan view thereof.
The broken lines depict portions of the beverage filter that form no part of the claimed design.

1 Claim, 8 Drawing Sheets



(56)

References Cited

U.S. PATENT DOCUMENTS

2002/0014161	A1	2/2002	Mork et al.	
2003/0226449	A1	12/2003	Carasso et al.	
2004/0094039	A1	5/2004	Brizio	
2005/0076784	A1	4/2005	Tebo et al.	
2006/0150821	A1	7/2006	Paul et al.	
2007/0186779	A1	8/2007	Fung	
2009/0178572	A1 *	7/2009	Wolcott	A47J 31/0626 99/323
2010/0112164	A1	5/2010	Taylor	
2010/0263548	A1	10/2010	Kokatsu et al.	
2011/0223302	A1	9/2011	Star et al.	
2012/0067221	A1	3/2012	Krul et al.	
2013/0022717	A1	1/2013	Meyl et al.	
2013/0061762	A1	3/2013	Carr et al.	
2014/0356502	A1	12/2014	Goeltenboth et al.	
2015/0030738	A1	1/2015	Meyl	
2016/0311608	A1 *	10/2016	Accursi	A47J 31/0673
2016/0362246	A1 *	12/2016	Garcin	A47J 31/407
2018/0064283	A1	3/2018	Hertaus	
2019/0191914	A1	6/2019	Schillheim	

* cited by examiner

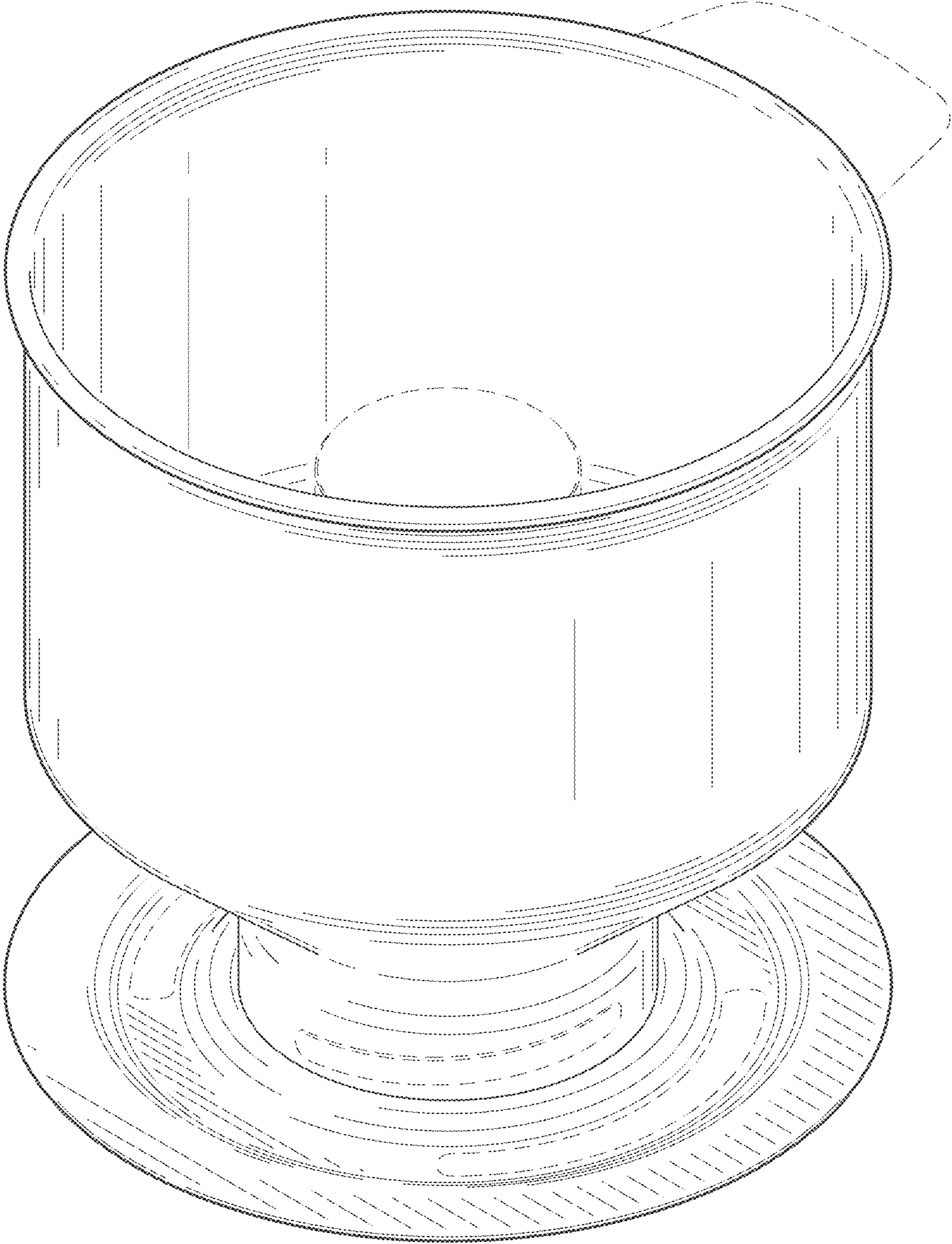


FIG. 1

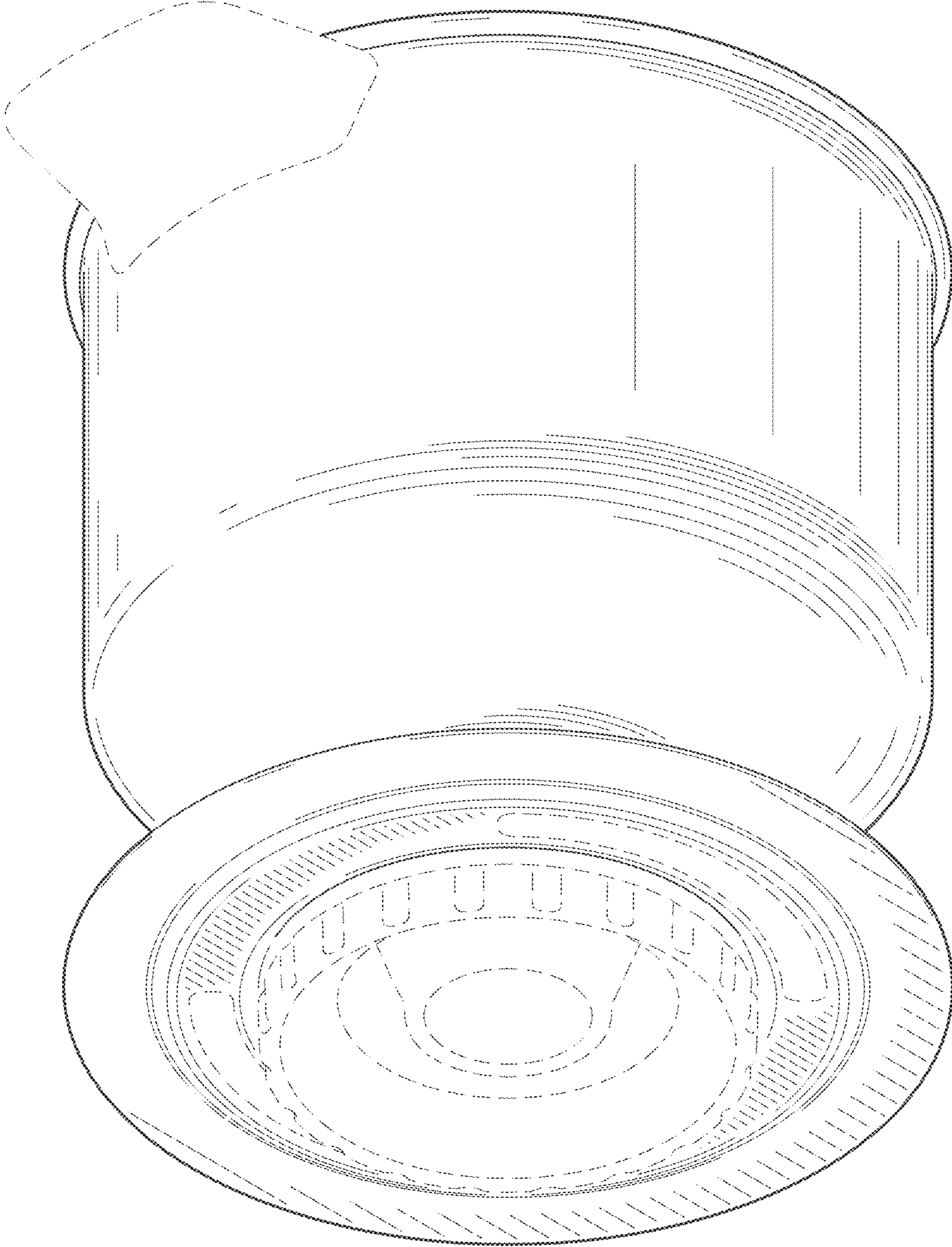


FIG. 2




FIG. 3




FIG. 4

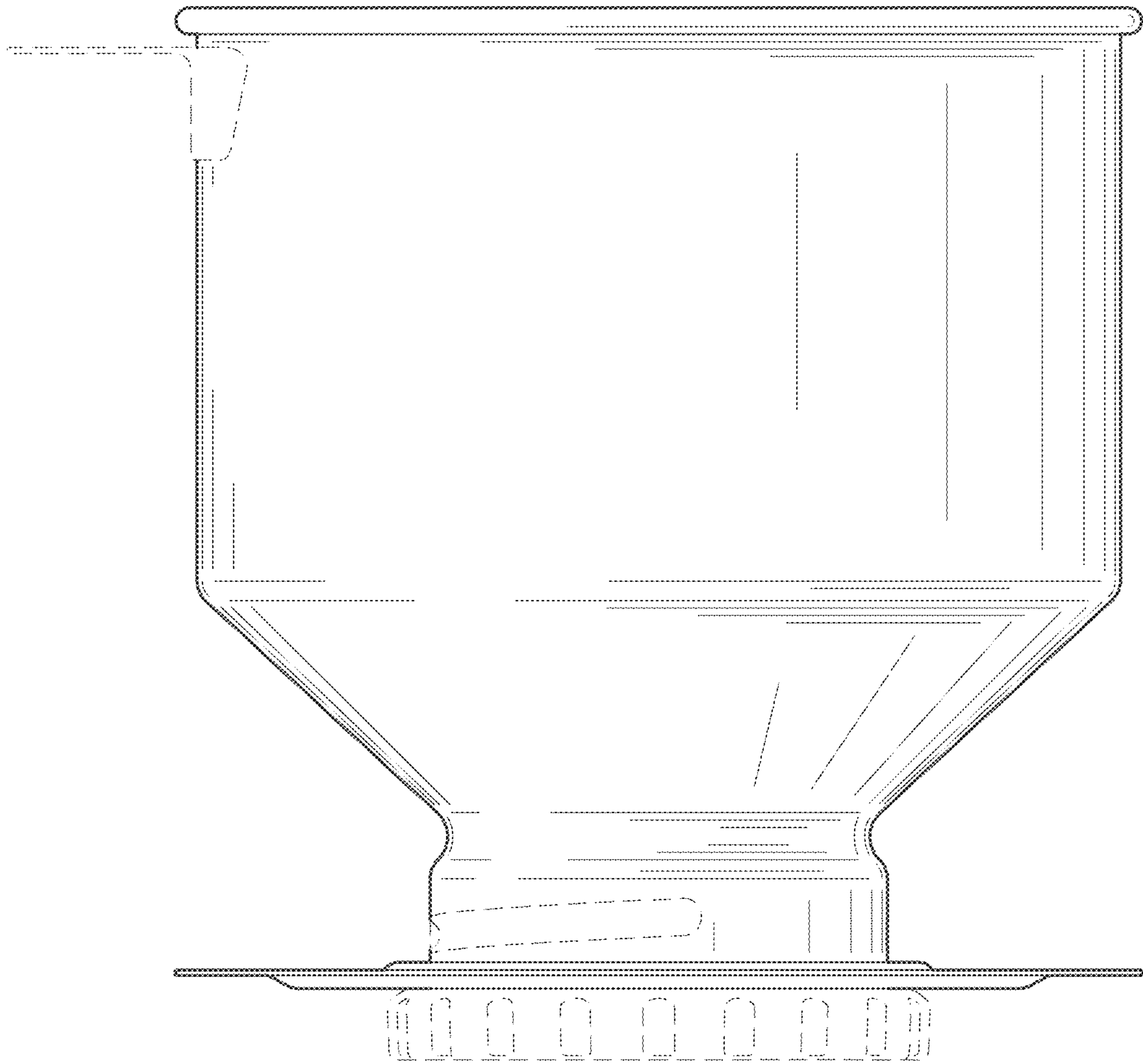


FIG. 5

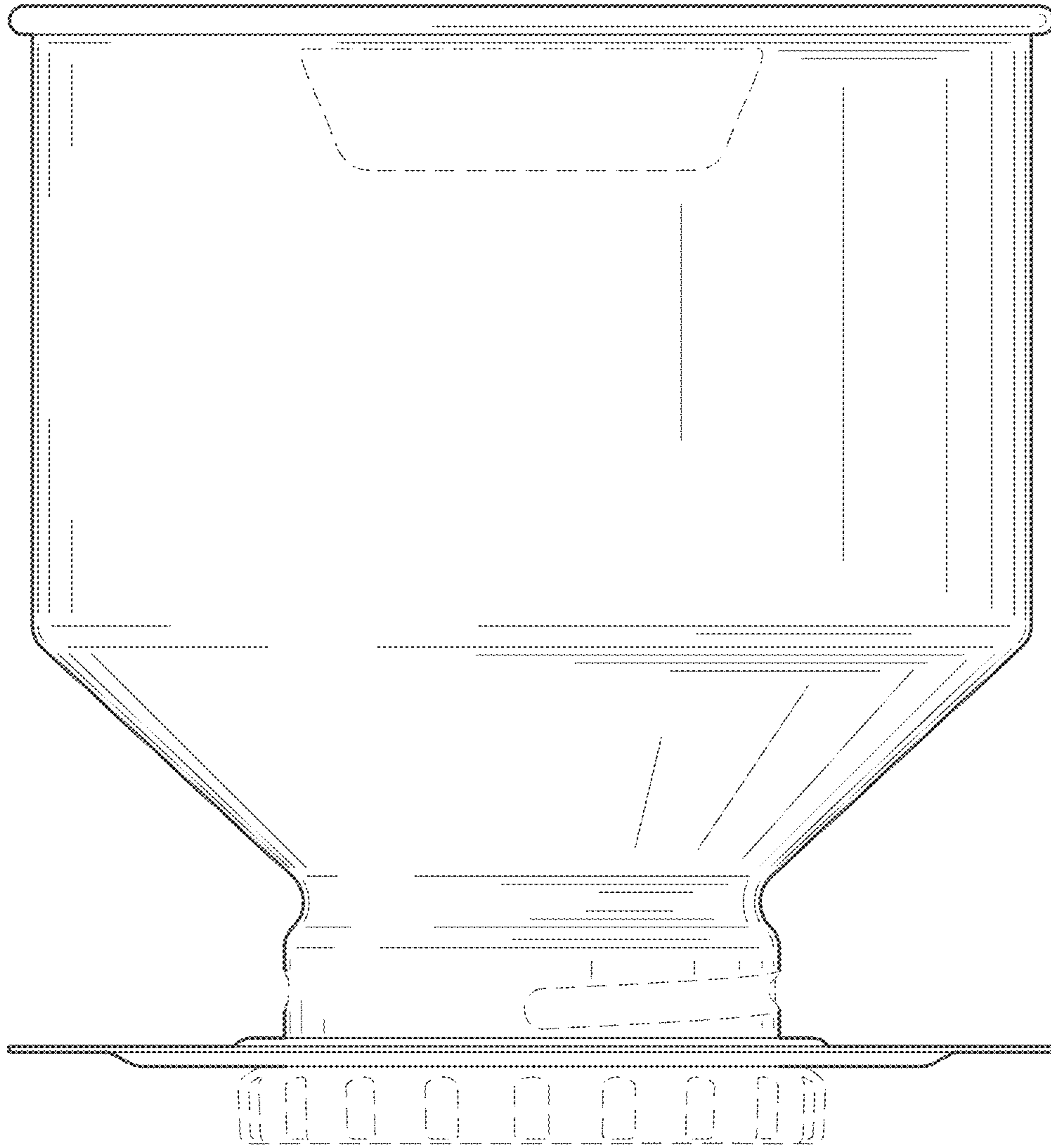


FIG. 6

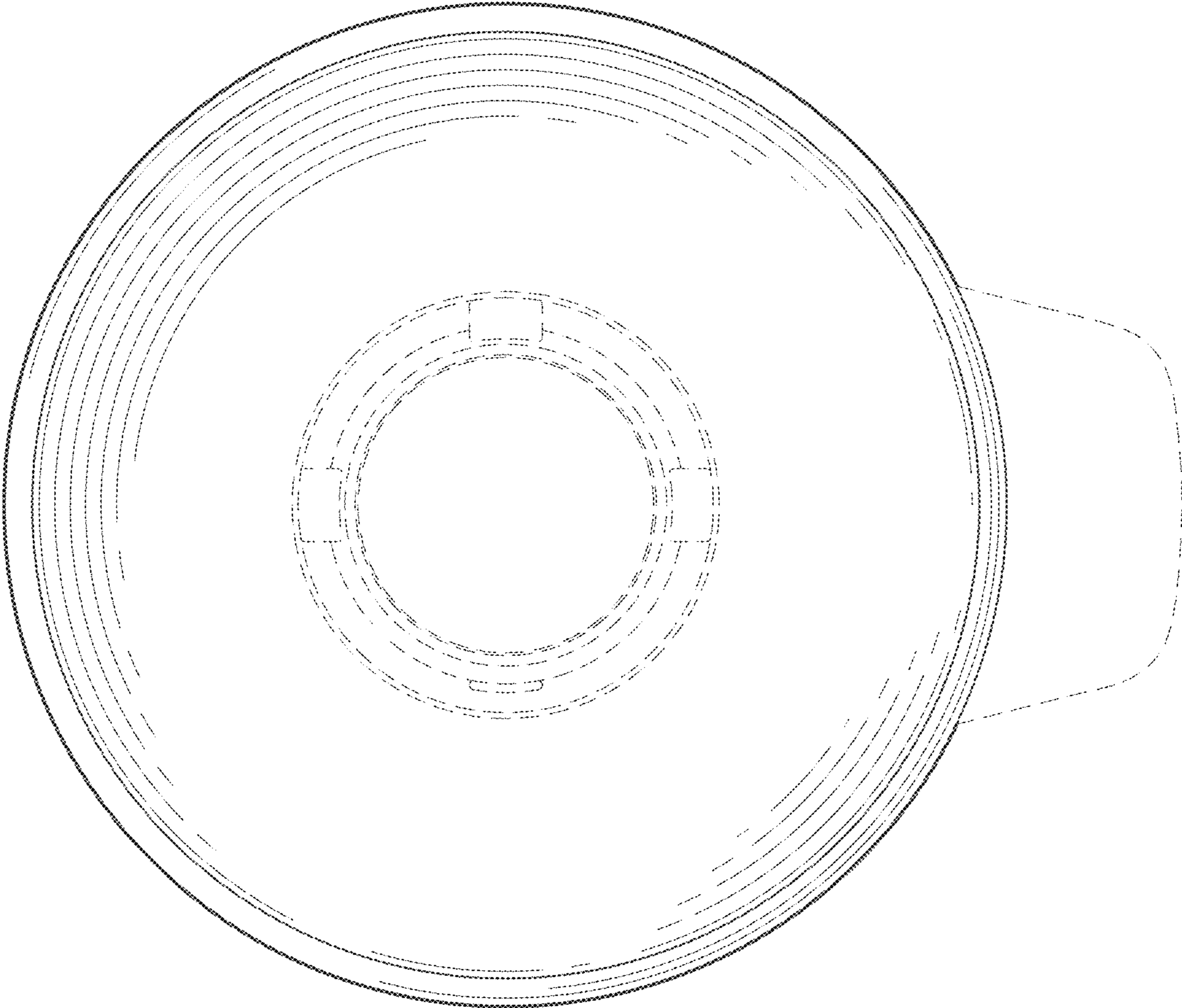


FIG. 7

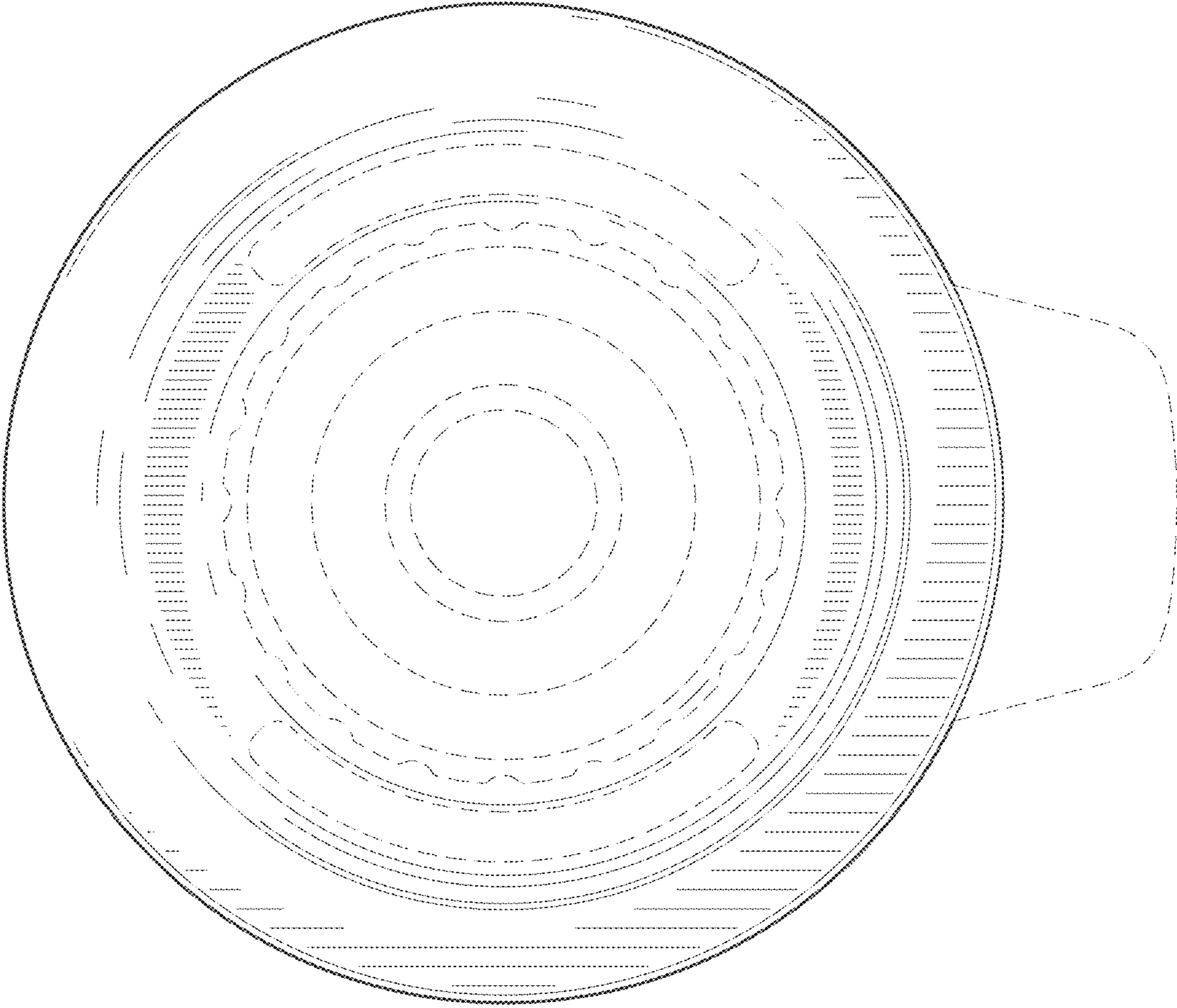


FIG. 8