



US00D948872S

(12) **United States Design Patent** (10) **Patent No.:** **US D948,872 S**
Lowe (45) **Date of Patent:** **** Apr. 19, 2022**

(54) **TOOTHBRUSH WITH FLOSS DISPENSER**

6,766,807 B2 7/2004 Piccolo
6,772,770 B1 * 8/2004 Williams, Sr. A45D 44/18
132/309
7,013,522 B2 * 3/2006 Kumagai A46B 15/0008
15/105
7,198,051 B1 4/2007 Festa
7,201,172 B2 4/2007 Nanda
7,240,390 B2 * 7/2007 Pfenniger A61C 17/3481
15/22.1

(71) Applicant: **Todd J. Lowe**, Linwood, NJ (US)

(72) Inventor: **Todd J. Lowe**, Linwood, NJ (US)

(**) Term: **15 Years**

(21) Appl. No.: **29/794,318**

(Continued)

(22) Filed: **Jun. 11, 2021**

FOREIGN PATENT DOCUMENTS

Related U.S. Application Data

DE 202010008768 10/2010
DE 202017107431 12/2017

(63) Continuation of application No. 29/752,899, filed on Sep. 29, 2020.

(Continued)

(51) **LOC (13) Cl.** **28-03**

Primary Examiner — Karen E Eldridge Powers

(52) **U.S. Cl.**
USPC **D4/108**

(74) *Attorney, Agent, or Firm* — Gottlieb Rackman & Reisman PC

(58) **Field of Classification Search**
USPC D4/100, 101, 104, 105, 106, 107, 108,
D4/109, 110, 111, 112, 113, 127, 128,
D4/136, 138

(57) **CLAIM**

CPC .. A46B 2200/1066; A46B 9/04; A46B 15/007
See application file for complete search history.

The ornamental design for a toothbrush with floss dispenser, as shown and described.

DESCRIPTION

(56) **References Cited**

FIG. 1 is a front perspective view of a toothbrush with floss dispenser;

U.S. PATENT DOCUMENTS

3,782,397 A 1/1974 McCord
3,853,134 A 12/1974 McCord
4,887,621 A 12/1989 Vallieres
4,987,910 A 1/1991 Lowe
D316,782 S 5/1991 Torbenson
D362,341 S 9/1995 Sprague
D397,554 S 9/1998 Sprague
D402,812 S 12/1998 Goff
5,924,429 A 7/1999 Morando
6,009,886 A * 1/2000 Labranche A46B 11/0027
132/308
6,095,157 A * 8/2000 Brown A46B 7/04
132/309
D481,870 S 11/2003 Bochner

FIG. 2 is a rear perspective view thereof;

FIG. 3 is a front elevation view thereof;

FIG. 4 is a rear elevation view thereof;

FIG. 5 is a left side elevation view thereof;

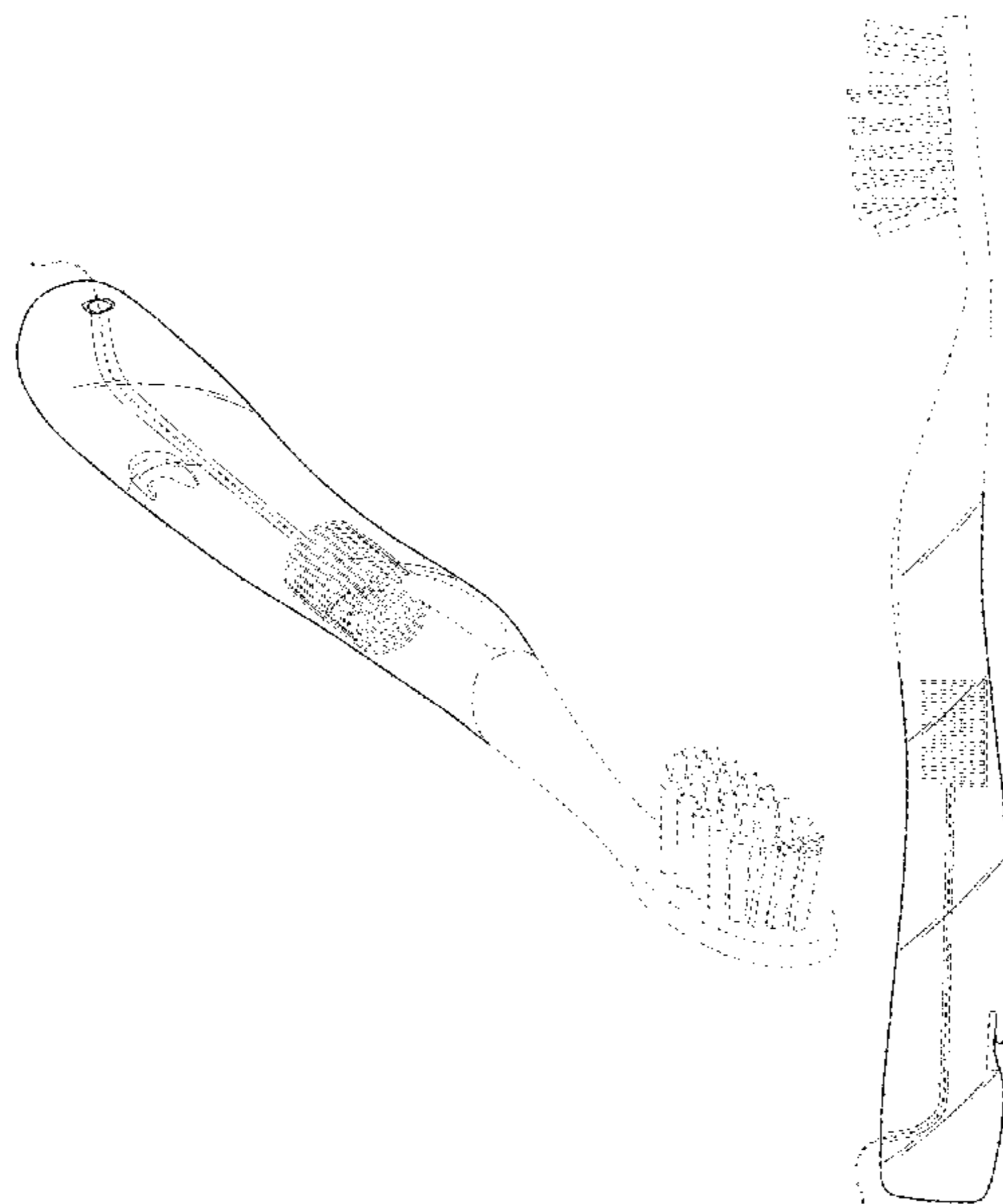
FIG. 6 is a right side elevation view thereof;

FIG. 7 is a top plan view thereof; and,

FIG. 8 is a bottom plan view thereof.

The evenly-incremented broken lines illustrate portions of the toothbrush with floss dispenser that form no part of the claim. The dot-dash broken line illustrates a boundary, and forms no part of the claimed design.

1 Claim, 5 Drawing Sheets



(56)

References Cited

U.S. PATENT DOCUMENTS

D556,455	S	12/2007	Williams	
D580,175	S	1/2008	Quarles	
8,015,982	B2	9/2011	Wilkinson	
D652,217	S *	1/2012	Nanda	D4/112
8,544,481	B1	10/2013	Dorsey	
D723,286	S *	3/2015	Song	D4/108
9,049,921	B1	6/2015	Rackston	
D747,883	S	1/2016	Rackston	
D768,994	S	10/2016	Guibord	
D801,698	S	11/2017	Jones	
D834,322	S *	11/2018	Sohn	D4/101
D838,491	S *	1/2019	Pariseau	A46B 15/0071
				D4/108
D881,580	S *	4/2020	Smigel	D4/101
D881,581	S *	4/2020	Smigel	D4/101
D922,078	S *	6/2021	Deyhim	D4/108
11,185,152	B2 *	11/2021	Wainless	A46B 9/04
2003/0188761	A1	10/2003	Garcia	
2004/0040571	A1	3/2004	Williams	
2005/0268934	A1	12/2005	Macias et al.	
2006/0260635	A1	11/2006	Dabney	
2007/0110503	A1	5/2007	Glover	
2014/0311521	A1	10/2014	Mourra	

FOREIGN PATENT DOCUMENTS

DE	102019108151	3/2019
KR	100489365	7/2002
KR	20190071042	12/2017
KR	20180003219	10/2018
NZ	21391	8/1987
WO	2000030496	10/1999
WO	2007043076	7/2006

* cited by examiner

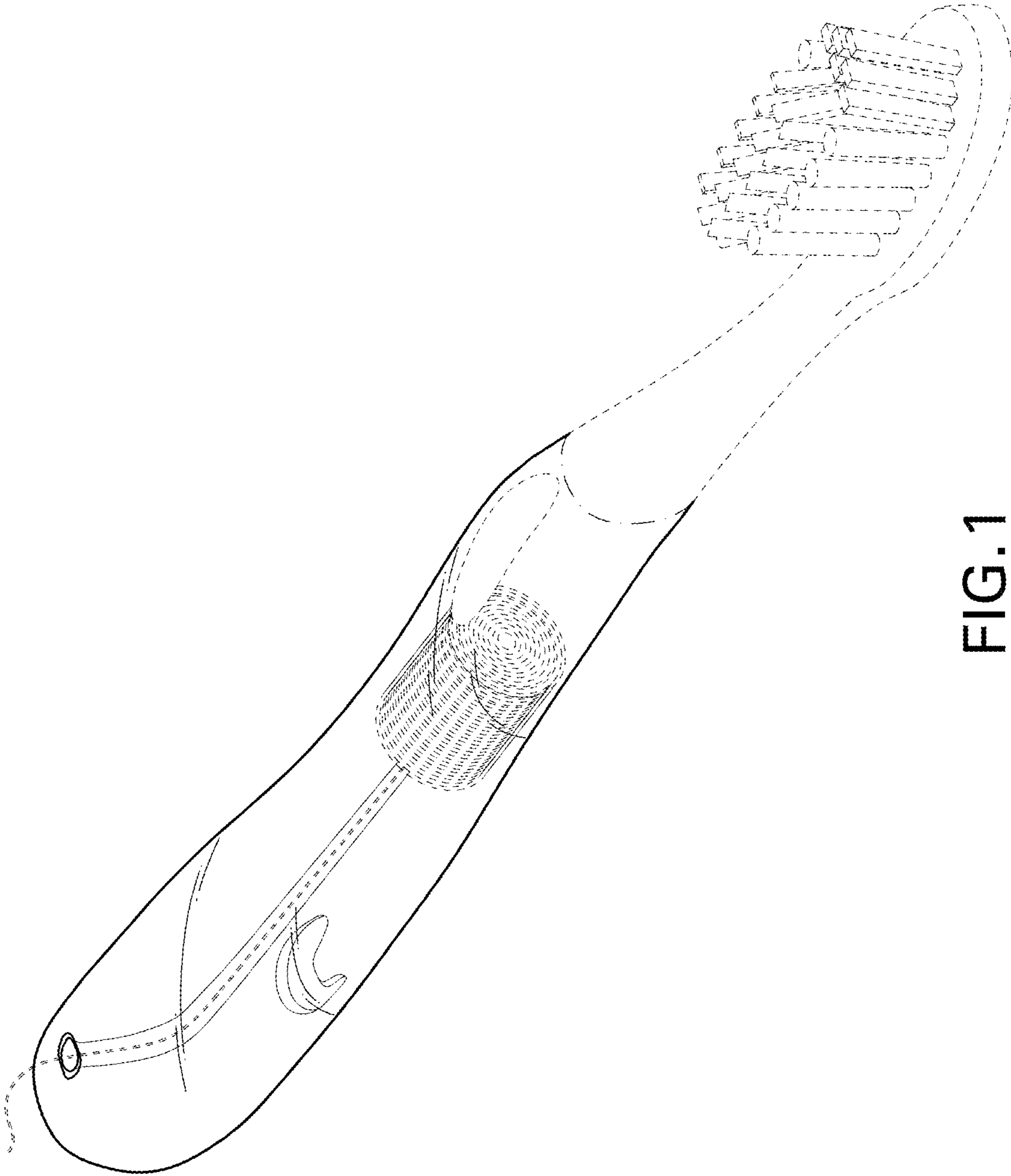


FIG. 1

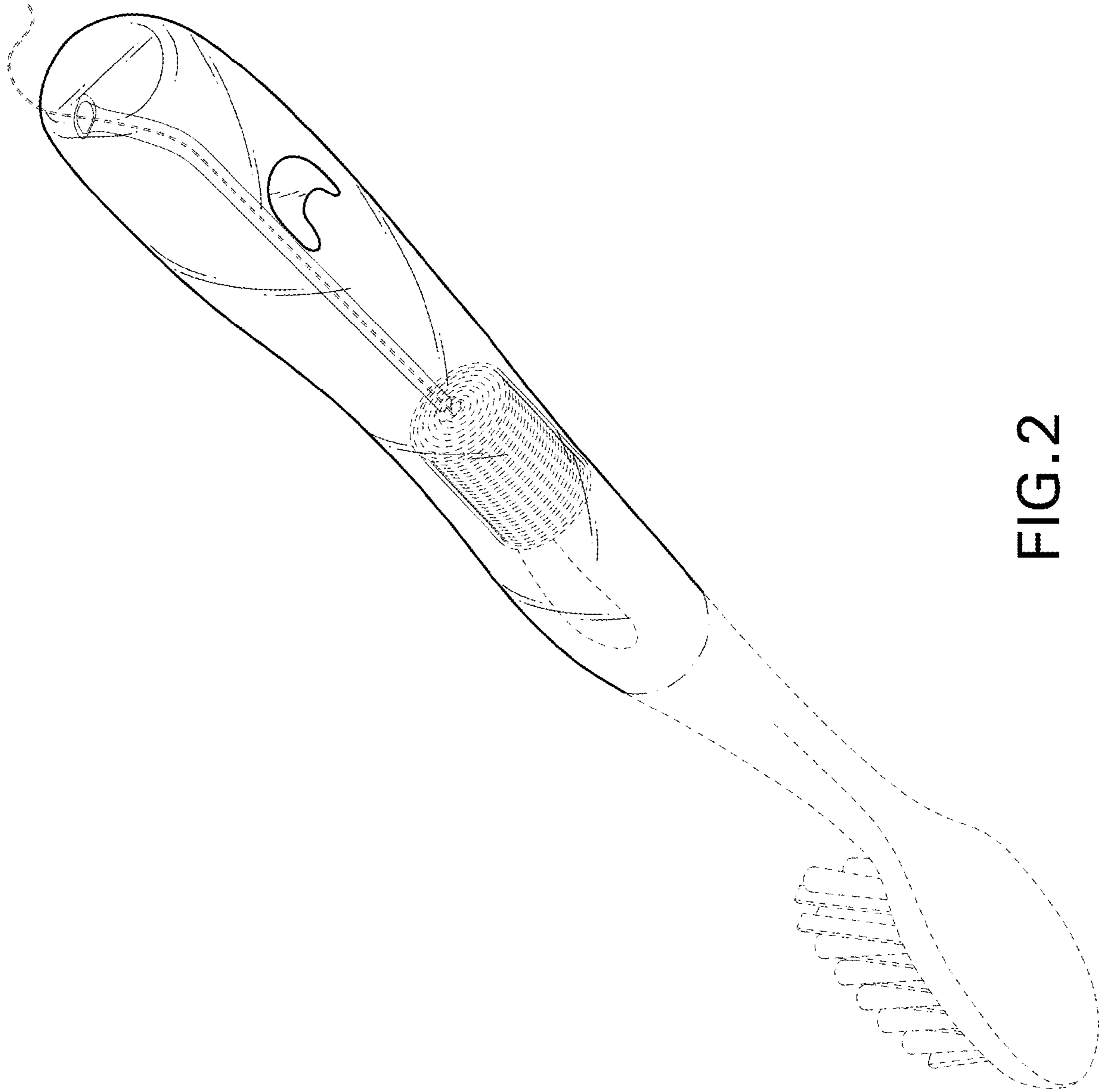


FIG. 2

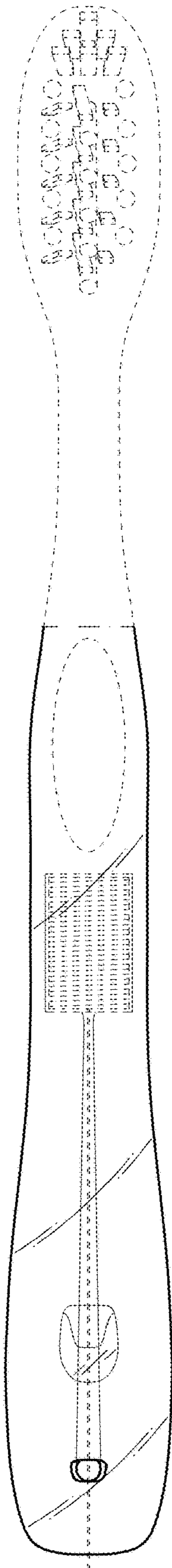


FIG. 3

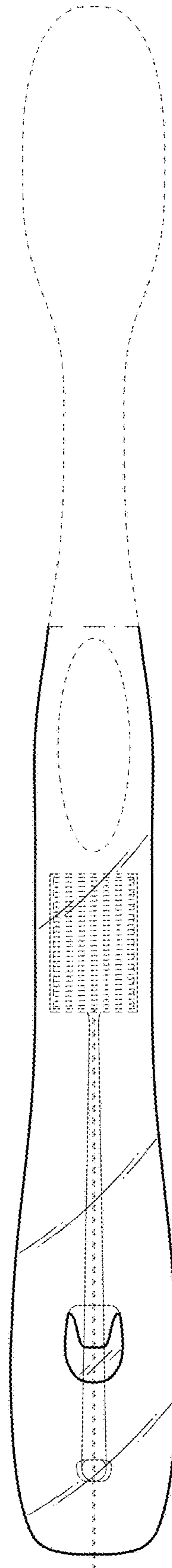


FIG. 4

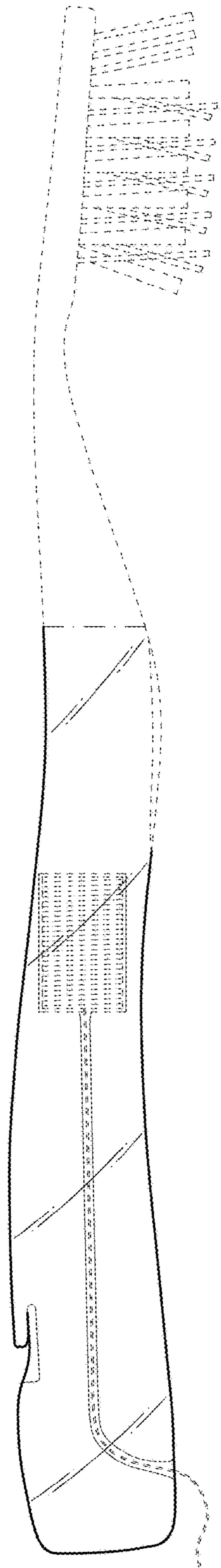


FIG. 5

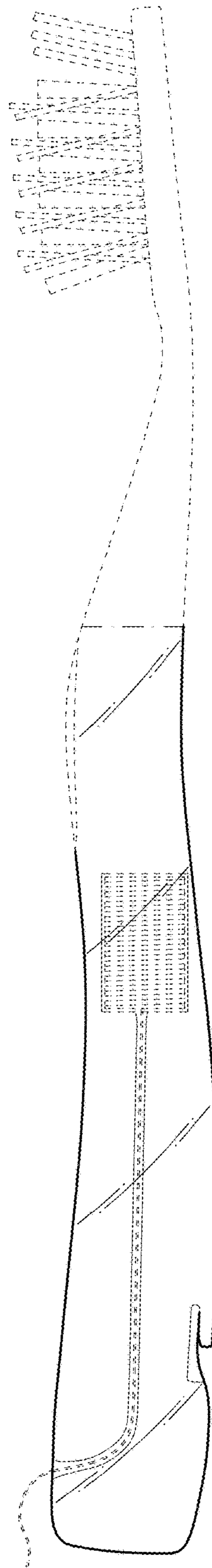


FIG. 6

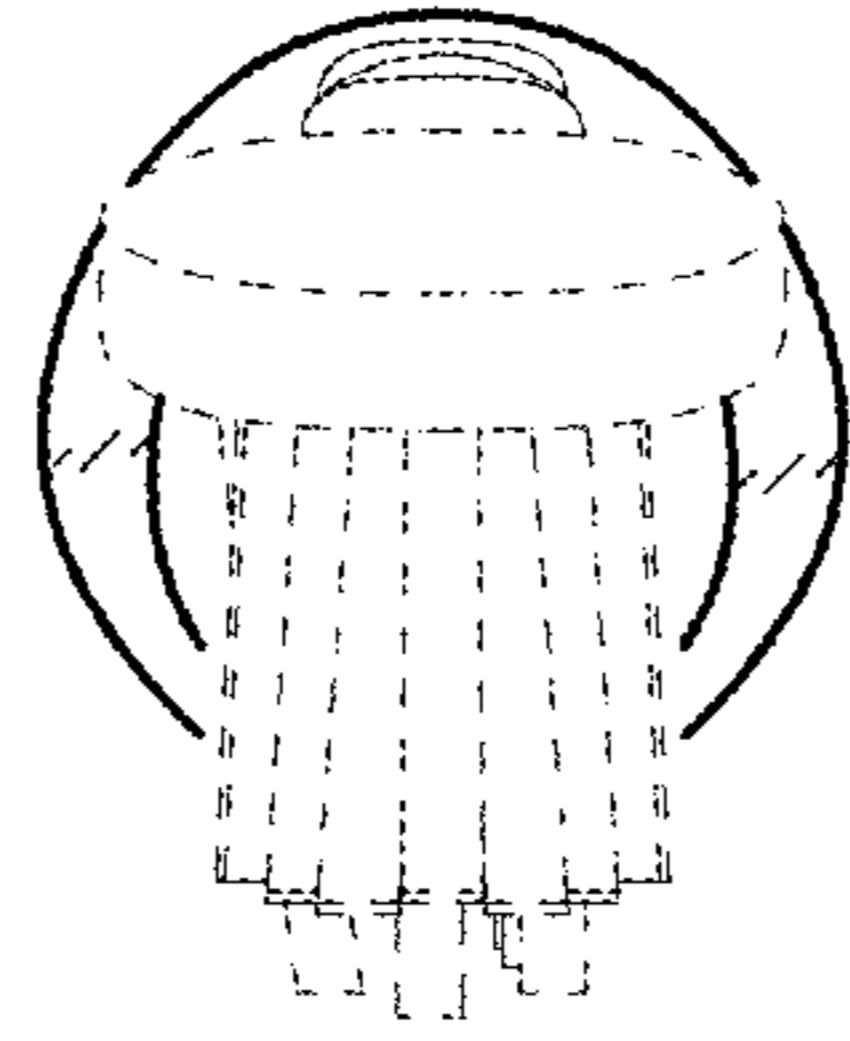


FIG. 7

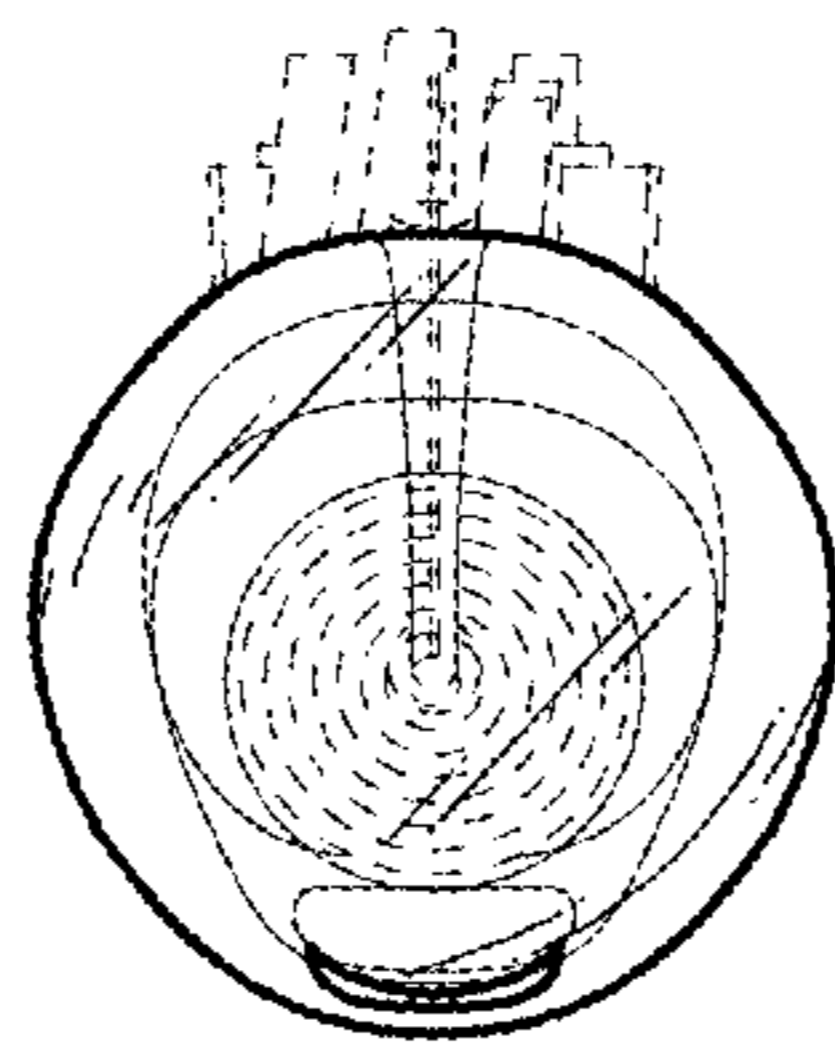


FIG. 8