



US00D948849S

(12) **United States Design Patent** (10) **Patent No.:** **US D948,849 S**
Shi et al. (45) **Date of Patent:** **** Apr. 19, 2022**

(54) **OUTSOLE FOR A BOOT, SHOE, FOOTWEAR, OR THE LIKE**

(71) Applicant: **US Footwear Holdings, LLC**,
Nelsonville, OH (US)

(72) Inventors: **Xingui Shi**, Shanghai (CN); **Paul Matonich**, Ada, MI (US); **Gregory Coyne**, Natick, MA (US); **Linan Zhao**, Shanghai (CN)

(73) Assignee: **US Footwear Holdings, LLC**,
Nelsonville, OH (US)

(**) Term: **15 Years**

(21) Appl. No.: **29/718,302**

(22) Filed: **Dec. 23, 2019**

(51) **LOC (13) Cl.** **02-04**

(52) **U.S. Cl.**
USPC **D2/951**; D2/960; D2/953

(58) **Field of Classification Search**
USPC D2/902, 906, 908, 916, 918, 925,
D2/946–962, 977; 36/1, 1.5, 3 B, 22 R,
36/24.5, 25 R, 28, 32 R, 34 R, 590, 67 A,
36/101–107, 114–116, 117.3, 117.4,
36/124–136
CPC A43B 13/00; A43B 13/02; A43B 13/023;
A43B 13/026; A43B 13/04; A43B 13/08;
A43B 13/10; A43B 13/12; A43B 13/14;
A43B 13/141; A43B 13/143; A43B
13/16; A43B 13/18; A43B 13/181; A43B
13/187; A43B 13/189; A43B 13/20; A43B
13/22; A43B 13/223; A43B 13/24; A43B
13/28; A43B 13/30; A43B 13/32; A43B
13/34; A43B 13/36

See application file for complete search history.

(56) **References Cited**

U.S. PATENT DOCUMENTS

D274,956 S *	8/1984	Saruwatari	D2/953
D281,462 S *	11/1985	Pope	D2/953
D281,542 S *	12/1985	Iwakata	D2/953
D307,212 S *	4/1990	Aveni	D2/953

(Continued)

FOREIGN PATENT DOCUMENTS

CN	105873464 B	6/2018
CN	109330081 A	2/2019
CN	209376829 U	9/2019

Primary Examiner — T Chase Nelson
Assistant Examiner — Jonathan J Han
(74) *Attorney, Agent, or Firm* — Porter, Wright, Morris & Arthur, LLP

(57) **CLAIM**


We claim the ornamental design for an outsole for a boot, shoe, footwear, or the like, as shown and described.

DESCRIPTION

FIG. 1 is a perspective view of an outsole for a boot, shoe, footwear, or the like showing the new design; FIG. 2 is another perspective view thereof; FIG. 3 is a front elevation view thereof; FIG. 4 is a rear elevation view thereof; FIG. 5 is a left side elevation view thereof; FIG. 6 is a right side elevation view thereof; FIG. 7 is a top plan view thereof; FIG. 8 is a bottom plan view thereof; and, FIG. 9 is an enlarged bottom plan view thereof, showing the sole portion of FIG. 8.

The broken lines adjacent to the shaded areas depict boundaries of the claim and form no part of the claimed design. The dash-dot-dash broken lines depict boundaries of the claim and form no part of the claimed design. All other broken lines illustrate unclaimed portions of the outsole for a boot, shoe, footwear, or the like, as well as the boot environment, and form no part of the claimed design.

1 Claim, 7 Drawing Sheets



(56)

References Cited

U.S. PATENT DOCUMENTS

D311,447 S * 10/1990 Hatfield D2/953
 D312,920 S * 12/1990 Aveni D2/953
 D313,113 S * 12/1990 Aveni D2/953
 D316,324 S * 4/1991 Rogers D2/953
 D319,341 S * 8/1991 Shrive D2/959
 D319,534 S * 9/1991 Rogers D2/953
 D321,590 S * 11/1991 Smith, III D2/953
 D321,978 S * 12/1991 Hatfield D2/953
 D323,423 S * 1/1992 Rogers D2/953
 D326,180 S * 5/1992 Rogers D2/953
 D329,742 S * 9/1992 Byrne D2/953
 D330,454 S * 10/1992 Elliot D2/955
 D331,147 S * 11/1992 Smith D2/953
 D335,762 S * 5/1993 Peterson D2/956
 D336,978 S * 7/1993 Peterson D2/956
 D336,979 S * 7/1993 Peterson D2/954

D337,879 S * 8/1993 Byrne D2/953
 D341,024 S * 11/1993 Peterson D2/955
 D394,342 S * 5/1998 Schneider D2/959
 D401,743 S * 12/1998 Wunsch D2/954
 D402,451 S * 12/1998 Wunsch D2/959
 D427,758 S * 7/2000 Schneider D2/951
 D566,937 S * 4/2008 St-Louis D2/953
 D603,595 S * 11/2009 Dowling D2/951
 D621,143 S * 8/2010 Lamont D2/951
 D634,526 S * 3/2011 Ng D2/953
 D638,616 S * 5/2011 Gibson D2/959
 D725,358 S 3/2015 Francis et al.
 D787,792 S * 5/2017 Caron D2/958
 D808,624 S * 1/2018 He D2/957
 D879,437 S * 3/2020 Brosseau D2/959
 D879,438 S * 3/2020 Brosseau D2/959
 2013/0118036 A1 * 5/2013 Gibson A43B 13/223
 36/103

* cited by examiner




FIG. 1

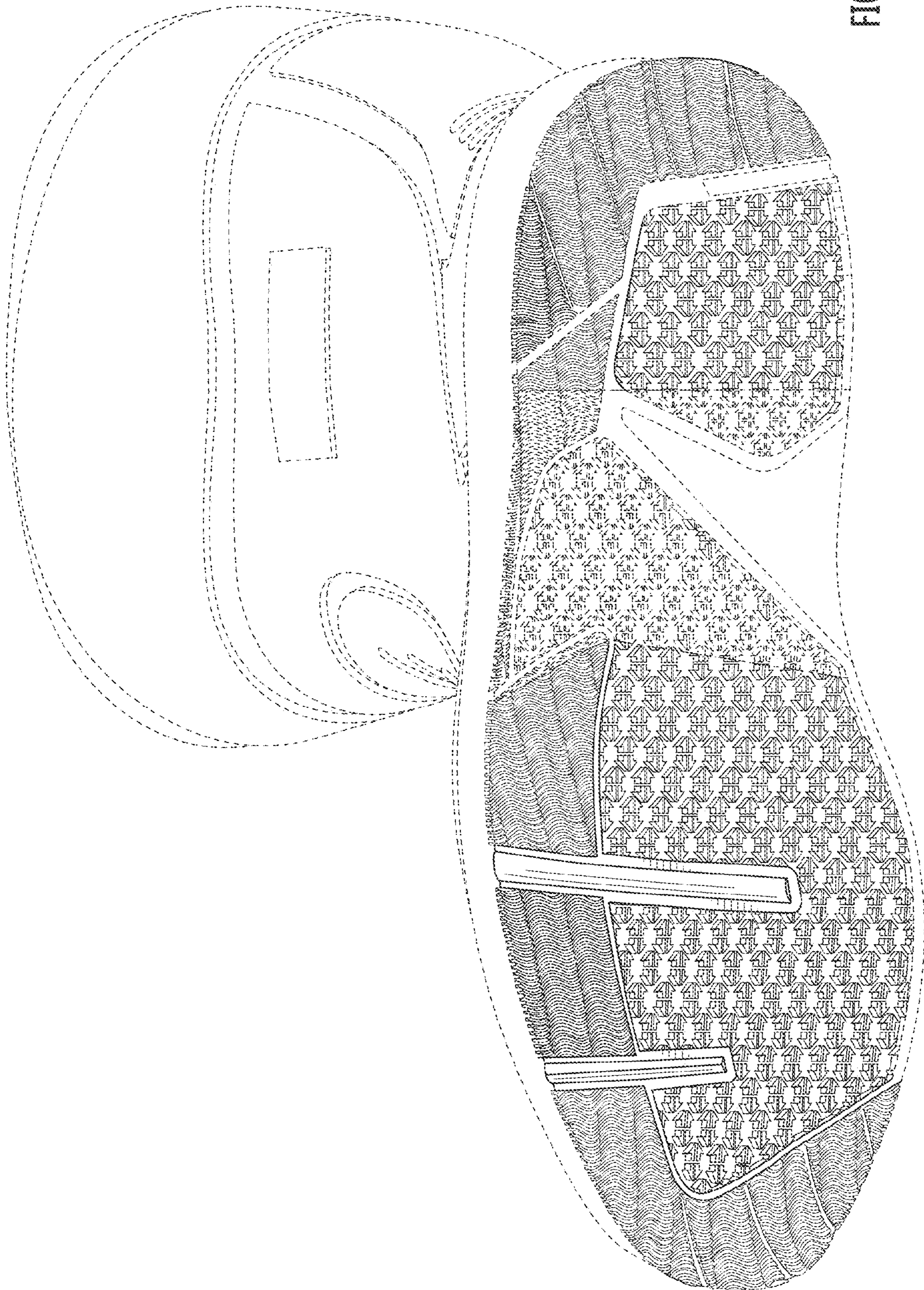


FIG. 2

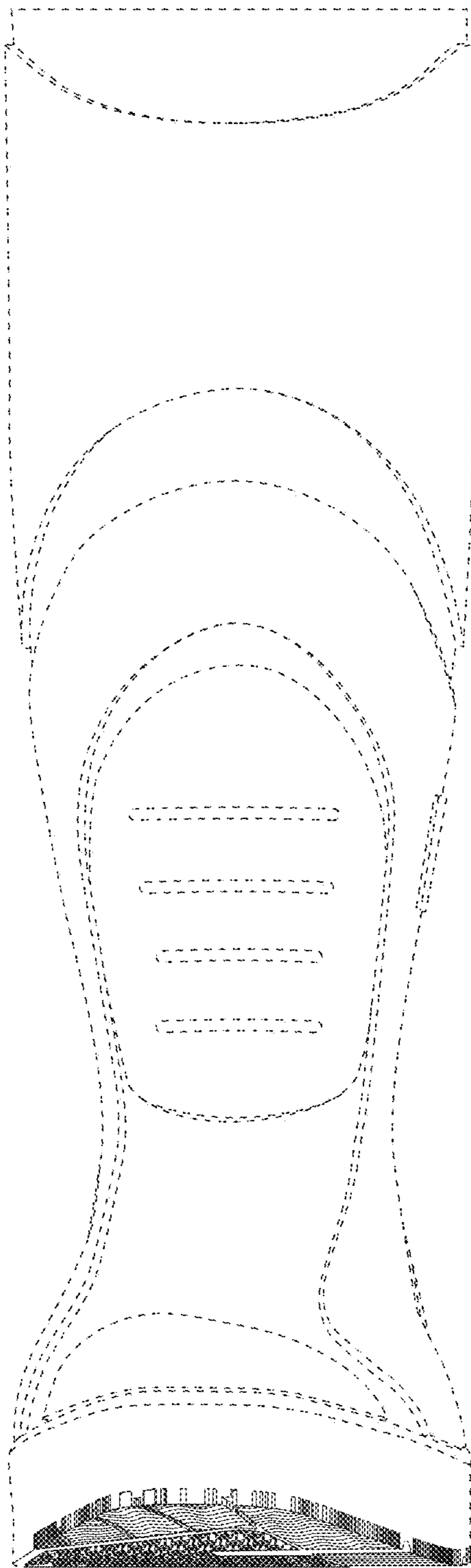


FIG. 3

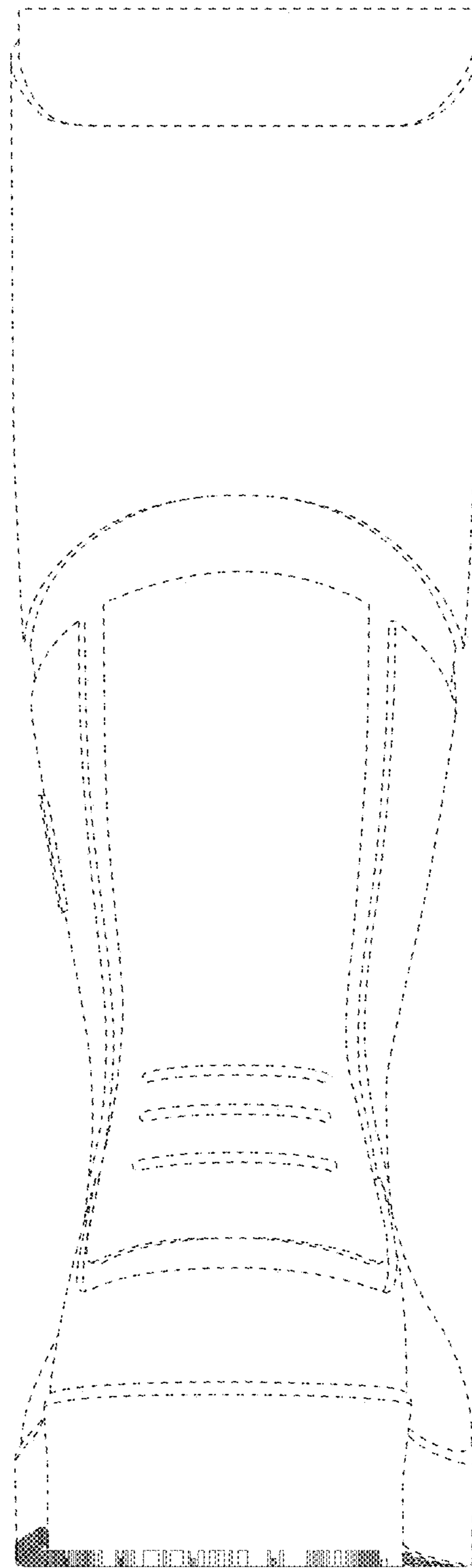


FIG. 4



FIG. 5



FIG. 6

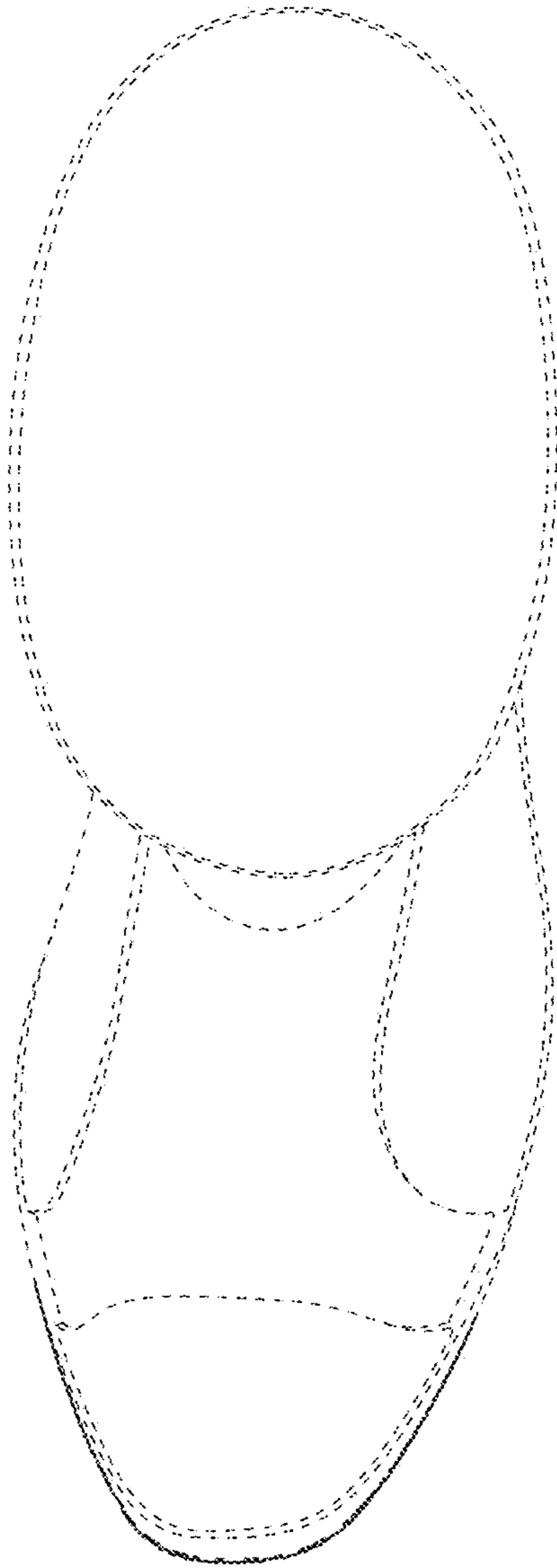


FIG. 7

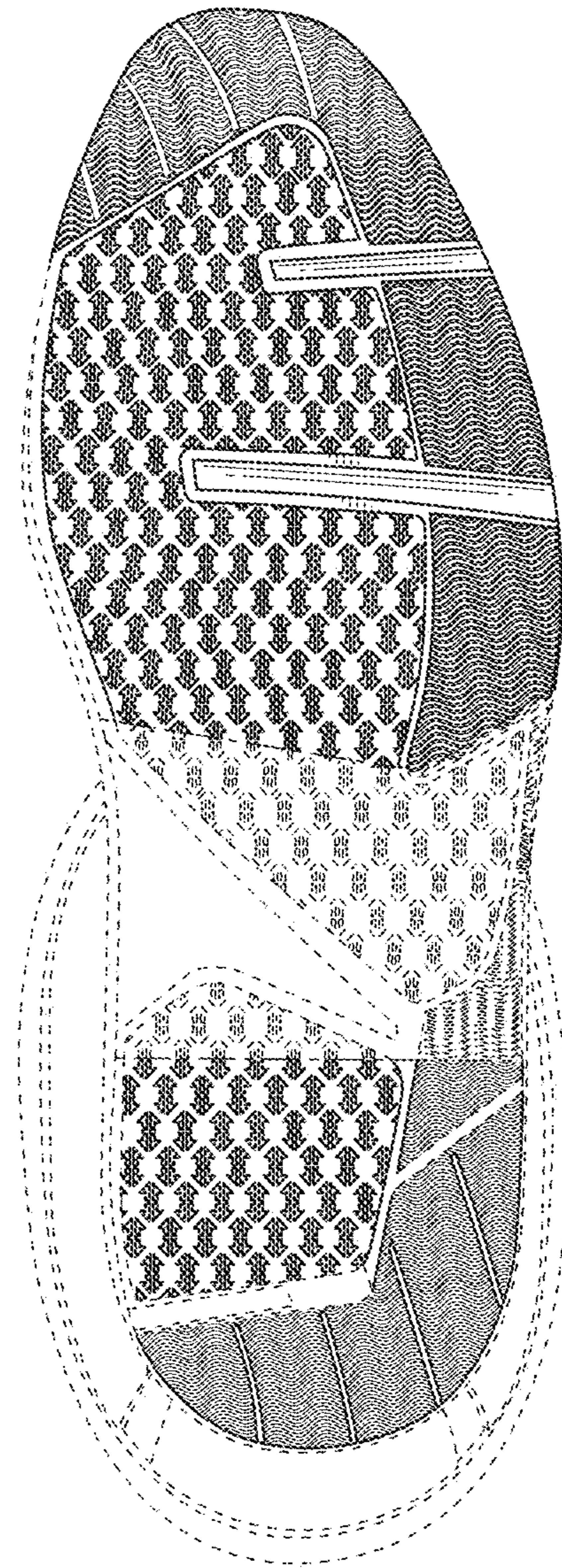


FIG. 8

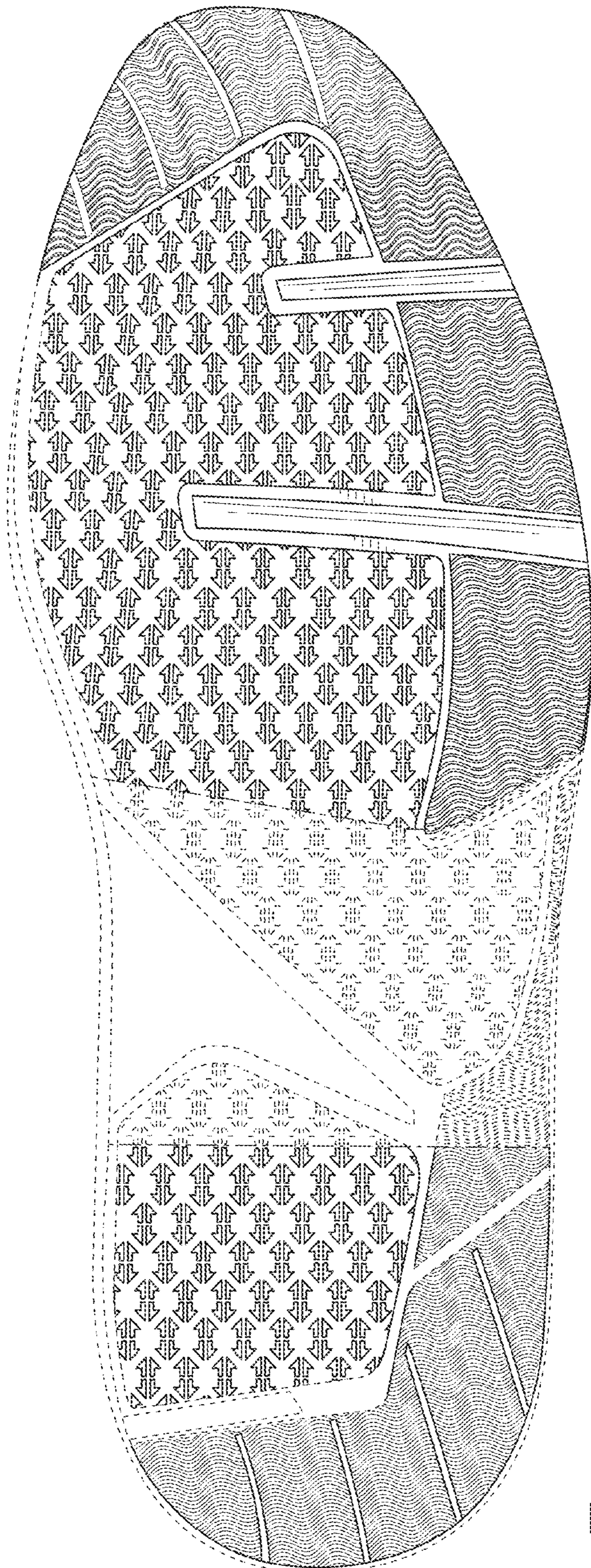


FIG. 9