



US00D948835S

(12) **United States Design Patent**  
**Granger Duits**

(10) **Patent No.:** **US D948,835 S**

(45) **Date of Patent:** **\*\* Apr. 12, 2022**

- (54) **CREMATORY URN**
- (71) Applicant: **Funeral Products B.V**, Eindhoven (NL)
- (72) Inventor: **Giselle Granger Duits**, Eindhoven (NL)
- (73) Assignee: **Funeral Products B.V.**
- (\*\*) Term: **15 Years**
- (21) Appl. No.: **29/724,508**
- (22) Filed: **Feb. 15, 2020**
- (51) **LOC (13) Cl.** ..... **99-00**
- (52) **U.S. Cl.**  
USPC ..... **D99/5; D99/3**
- (58) **Field of Classification Search**  
USPC ..... D99/5, 3; D9/629, 414, 432, 771, 556, D9/774, 778; D1/106, 107, 199; 27/1, 2, 27/6, 35; D11/152, 155, 86; D28/91, D28/91.1; 220/228; D19/34.1; 63/18  
CPC ..... A61G 17/00; A61G 17/08  
See application file for complete search history.

(56) **References Cited**

**U.S. PATENT DOCUMENTS**

D130,500 S *	11/1941	Huch	.....	D9/629
2,451,913 A *	10/1948	Brice	.....	B29C 70/70 428/67
3,586,349 A *	6/1971	Green	.....	B42D 3/12 281/31
3,610,510 A *	10/1971	Lowry	.....	B65D 21/0234 229/116.2
D252,590 S *	8/1979	Peretti	.....	D28/80
D259,153 S *	5/1981	Valente	.....	D3/270
D263,813 S *	4/1982	Buschmann	.....	D11/56
D276,214 S *	11/1984	Fry	.....	D28/77
D289,020 S *	3/1987	Bond	.....	D11/56
D305,512 S *	1/1990	Bulgari	.....	D11/86
D342,144 S *	12/1993	Yang	.....	D1/112

D346,458 S *	4/1994	Ferrante	.....	D11/133
D352,590 S *	11/1994	Hodges	.....	D34/28
D363,303 S *	10/1995	Winston	.....	D18/18
D382,476 S *	8/1997	Bell	.....	D9/432
D383,061 S *	9/1997	Kolby-Larsen	.....	D9/629
D392,422 S *	3/1998	Dinand	.....	D28/80
D407,854 S *	4/1999	DeGaetano	.....	D28/80
D420,590 S *	2/2000	Gobe	.....	D9/451
D437,670 S *	2/2001	Rivera	.....	D99/5

(Continued)

*Primary Examiner* — Paula Allen Greene

(74) *Attorney, Agent, or Firm* — Fresh IP PLC; Clifford D. Hyra; Aubrey Y. Chen

(57) **CLAIM**

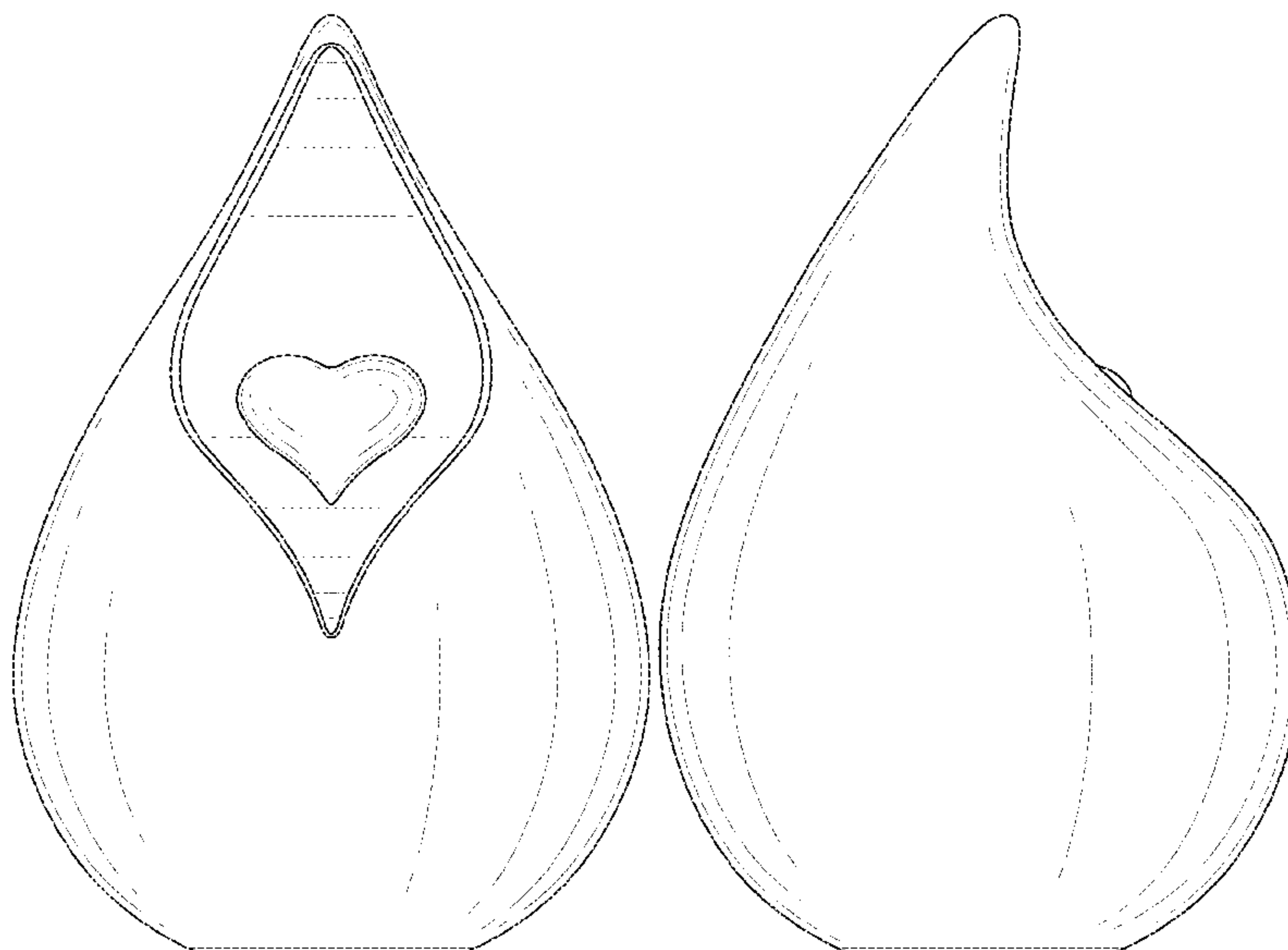
The ornamental design for crematory urn, as shown and described.

**DESCRIPTION**

FIG. 1 is a bottom plan view of a crematory urn showing the new design, according to a first embodiment;  
 FIG. 2 is a front view thereof;  
 FIG. 3 is a rear perspective view thereof;  
 FIG. 4 is a top plan view thereof;  
 FIG. 5 is a top plan view of a crematory urn showing the new design, according to a second embodiment;  
 FIG. 6 is a side view thereof;  
 FIG. 7 is a bottom plan view thereof;  
 FIG. 8 is a front view thereof;  
 FIG. 9 is a rear perspective view thereof;  
 FIG. 10 is a top plan view of a crematory urn showing the new design, according to a third embodiment;  
 FIG. 11 is a rear perspective view thereof;  
 FIG. 12 is a bottom plan view thereof;  
 FIG. 13 is a front view thereof; and,  
 FIG. 14 is a side view thereof.

The broken lines in the drawings are included for the purpose of illustrating subject matter that forms no part of the claimed design.

**1 Claim, 14 Drawing Sheets**



(56)

## References Cited

## U.S. PATENT DOCUMENTS

D449,147 S \* 10/2001 Herwig ..... D1/112  
D460,687 S \* 7/2002 Weinstock ..... D9/629  
D461,619 S \* 8/2002 Garson ..... D1/112  
D470,991 S \* 2/2003 Goldstein ..... D99/5  
D476,130 S \* 6/2003 Joy ..... D99/5  
D478,657 S \* 8/2003 Fontana ..... D24/102  
D495,069 S \* 8/2004 Yu ..... D26/26  
D515,267 S \* 2/2006 Wozniak ..... D99/5  
D526,571 S \* 8/2006 Terrasi ..... D7/539  
D538,175 S \* 3/2007 Davies ..... D9/418  
D540,691 S \* 4/2007 Davies ..... D9/417  
D541,696 S \* 5/2007 Chan ..... D11/157  
D588,057 S \* 3/2009 Soler My ..... D13/100  
D620,830 S \* 8/2010 Djordjevic ..... D11/1  
D622,022 S \* 8/2010 Goldstein ..... D99/5  
D622,024 S \* 8/2010 School ..... D99/5  
D632,971 S \* 2/2011 Dudek ..... D9/629  
D635,323 S \* 3/2011 School ..... D99/5  
D650,547 S \* 12/2011 Khan ..... D99/5  
D672,935 S \* 12/2012 Khan ..... D99/5  
D690,617 S \* 10/2013 Lawlor ..... D11/103  
D697,422 S \* 1/2014 Changpan ..... D9/629  
D833,104 S \* 11/2018 Bhandula ..... D99/5  
D871,959 S \* 1/2020 Gero ..... D11/86  
D937,530 S \* 11/2021 Granger Duits ..... D99/5

\* cited by examiner

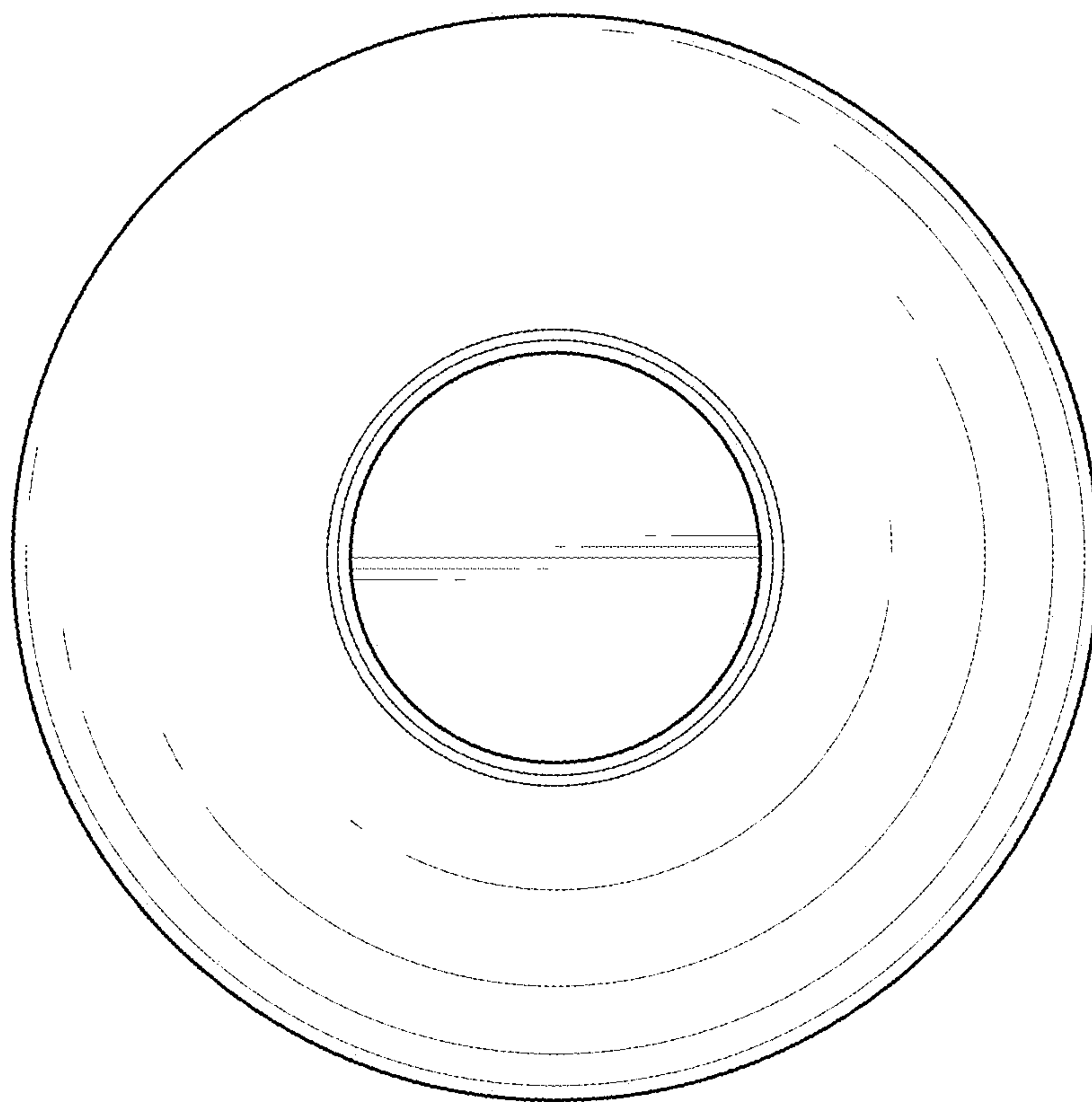


FIG. 1

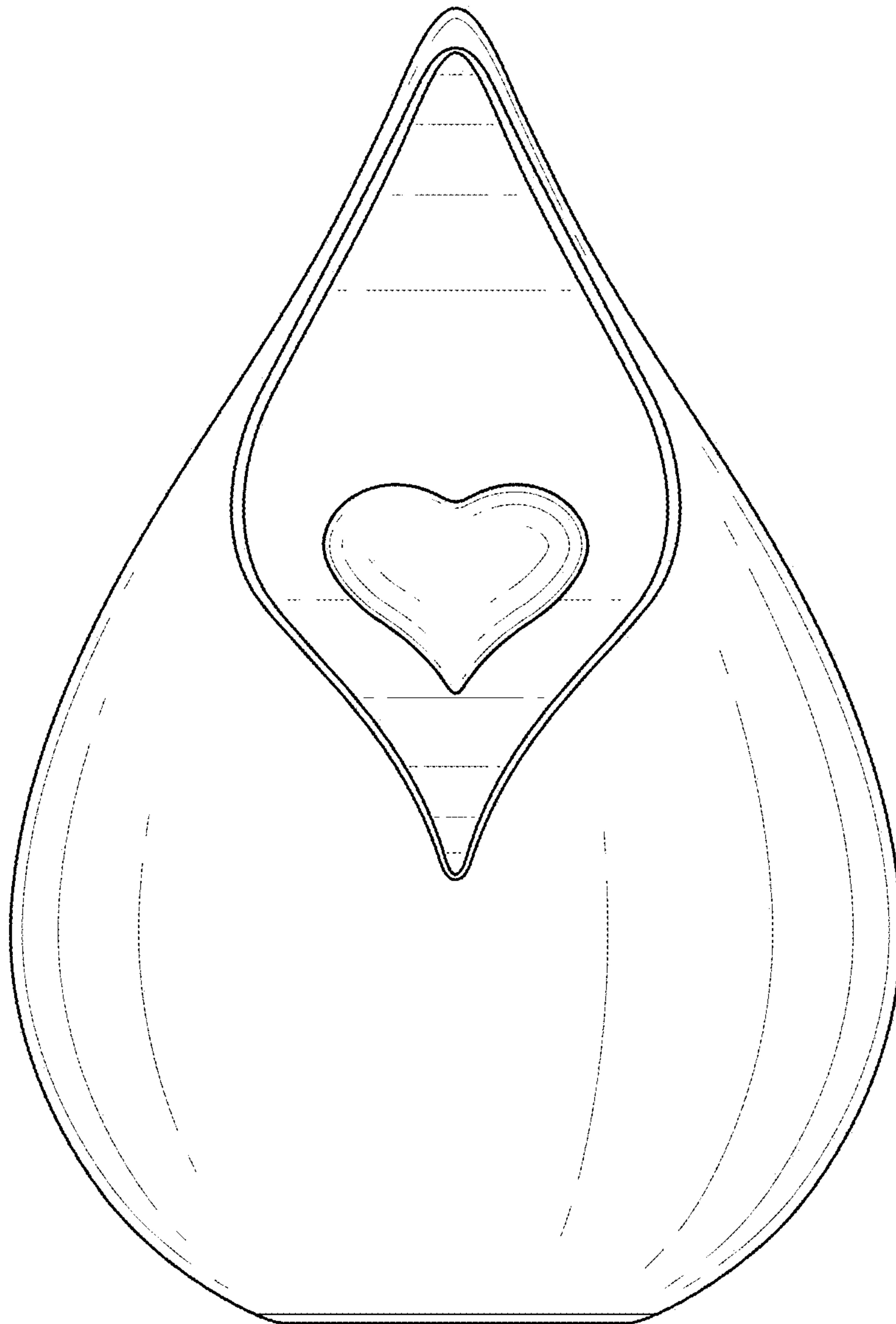


FIG. 2

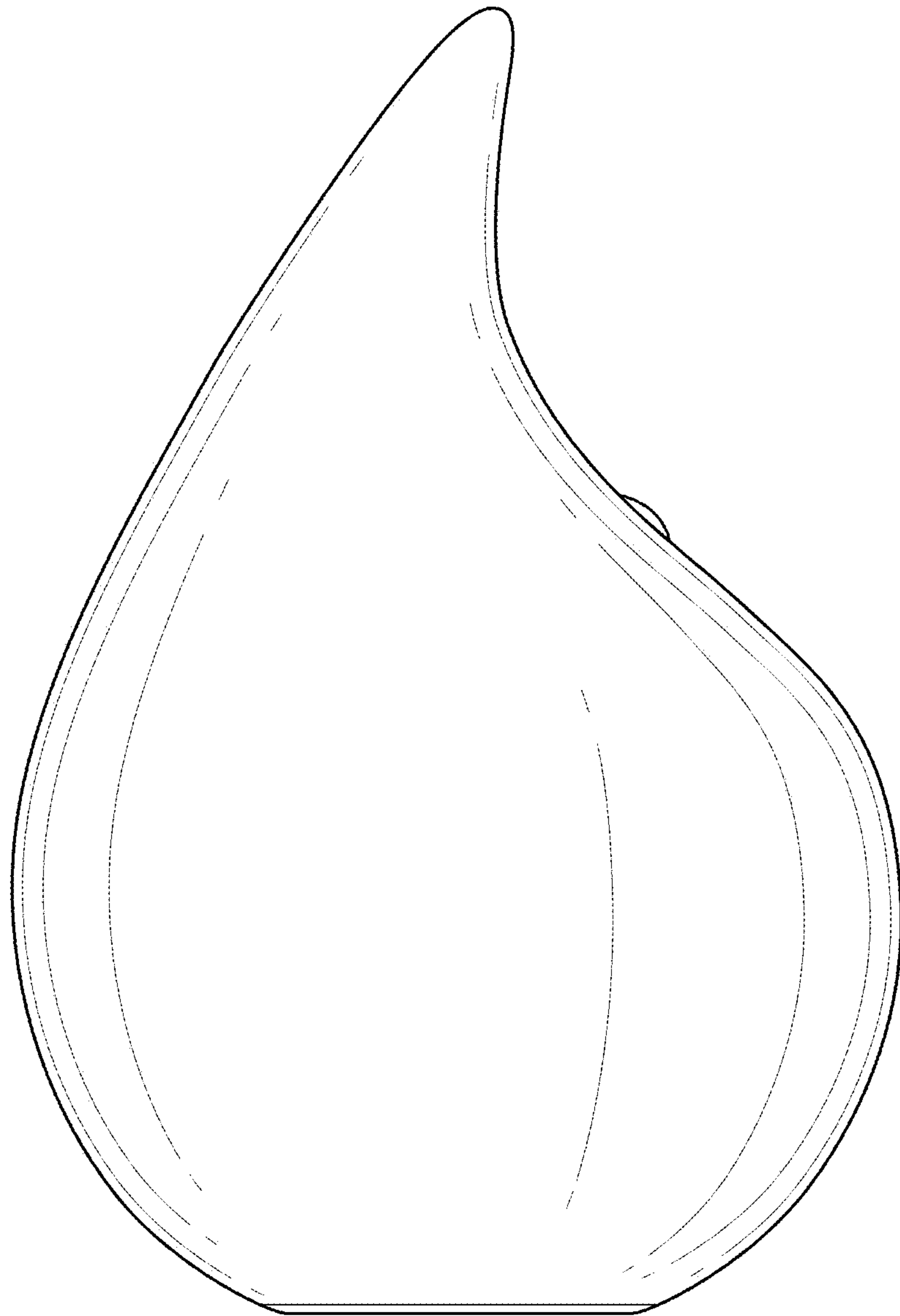


FIG. 3

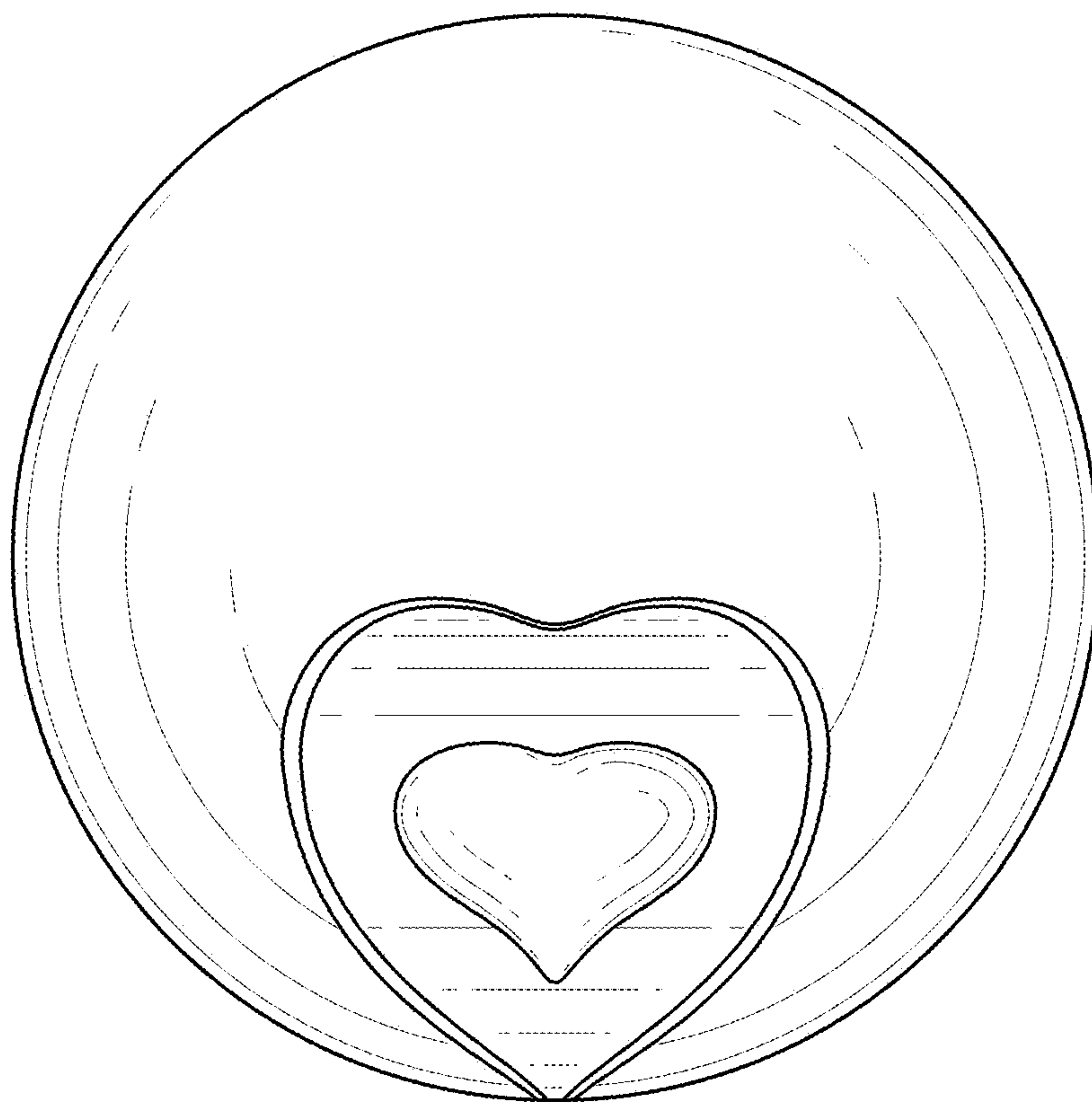


FIG. 4



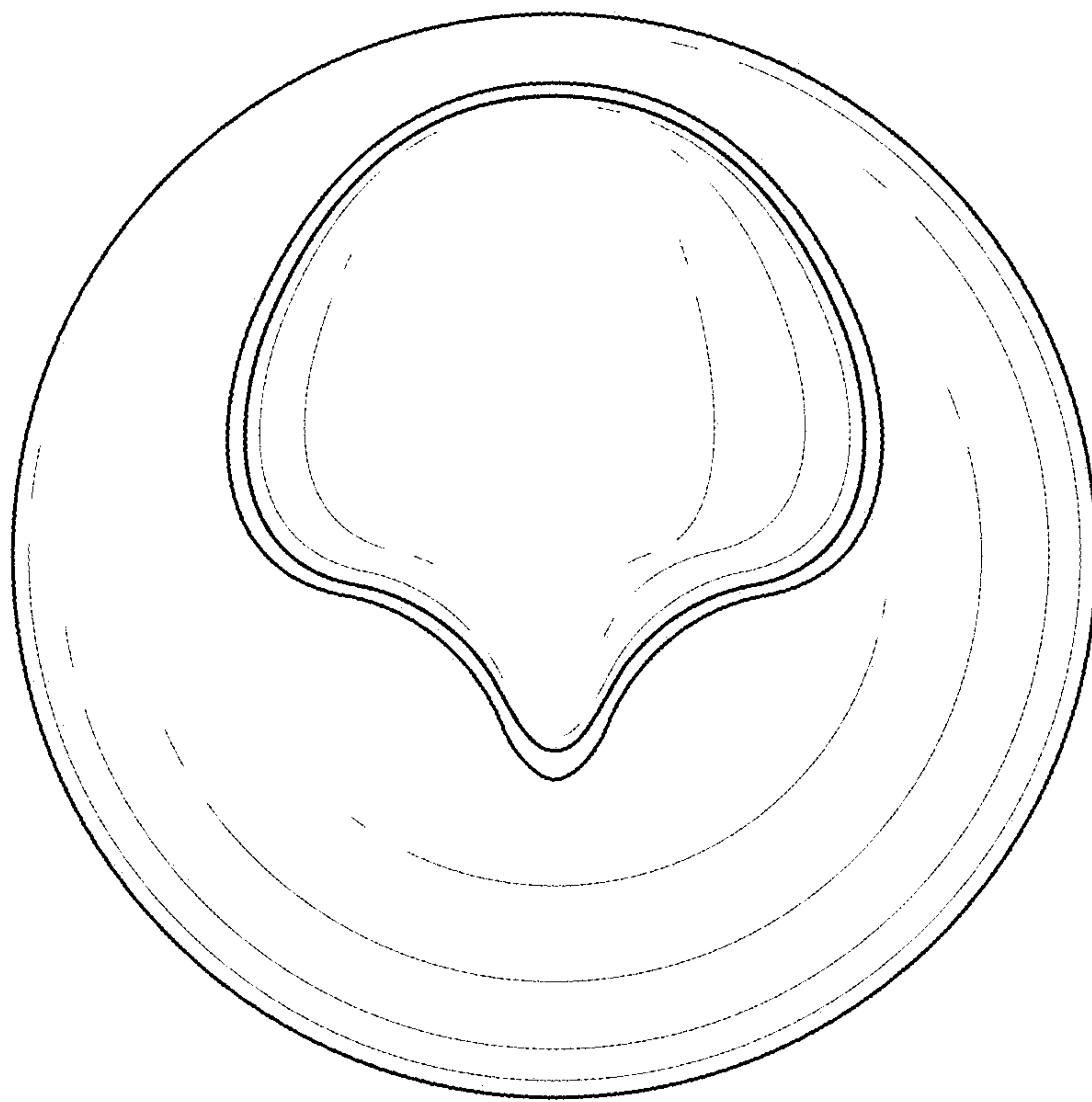


FIG. 5



FIG. 6



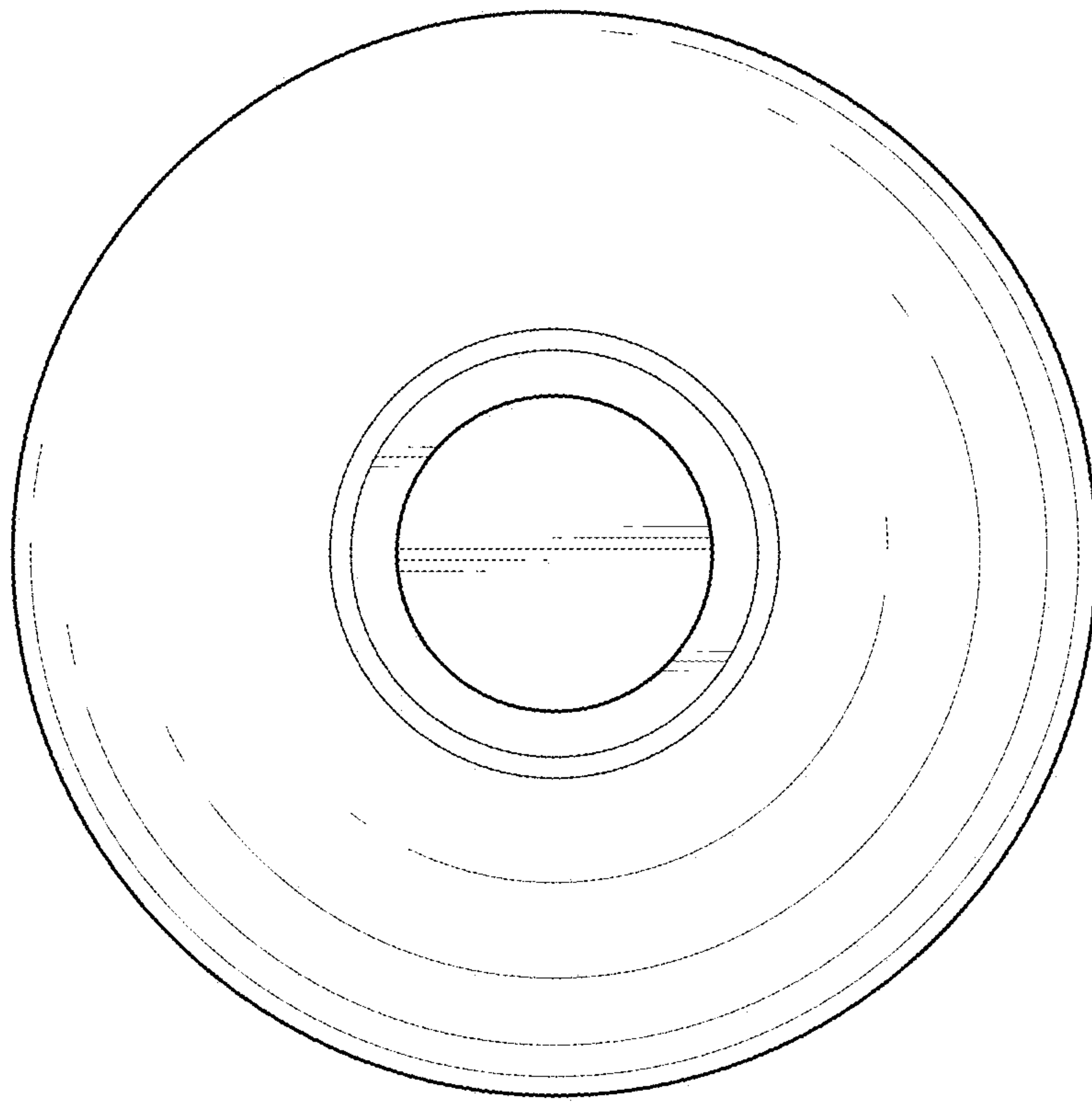


FIG. 7

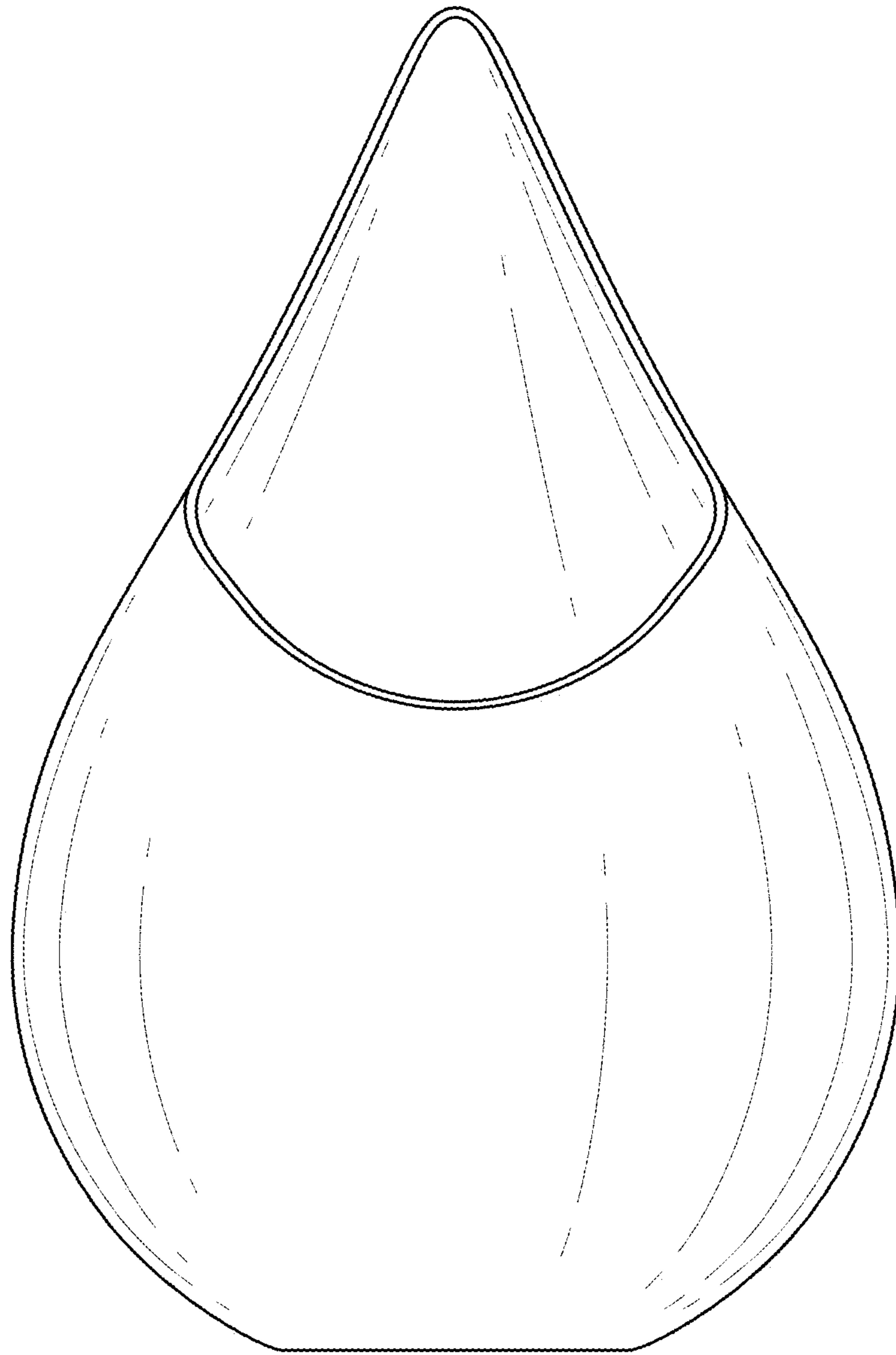


FIG. 8

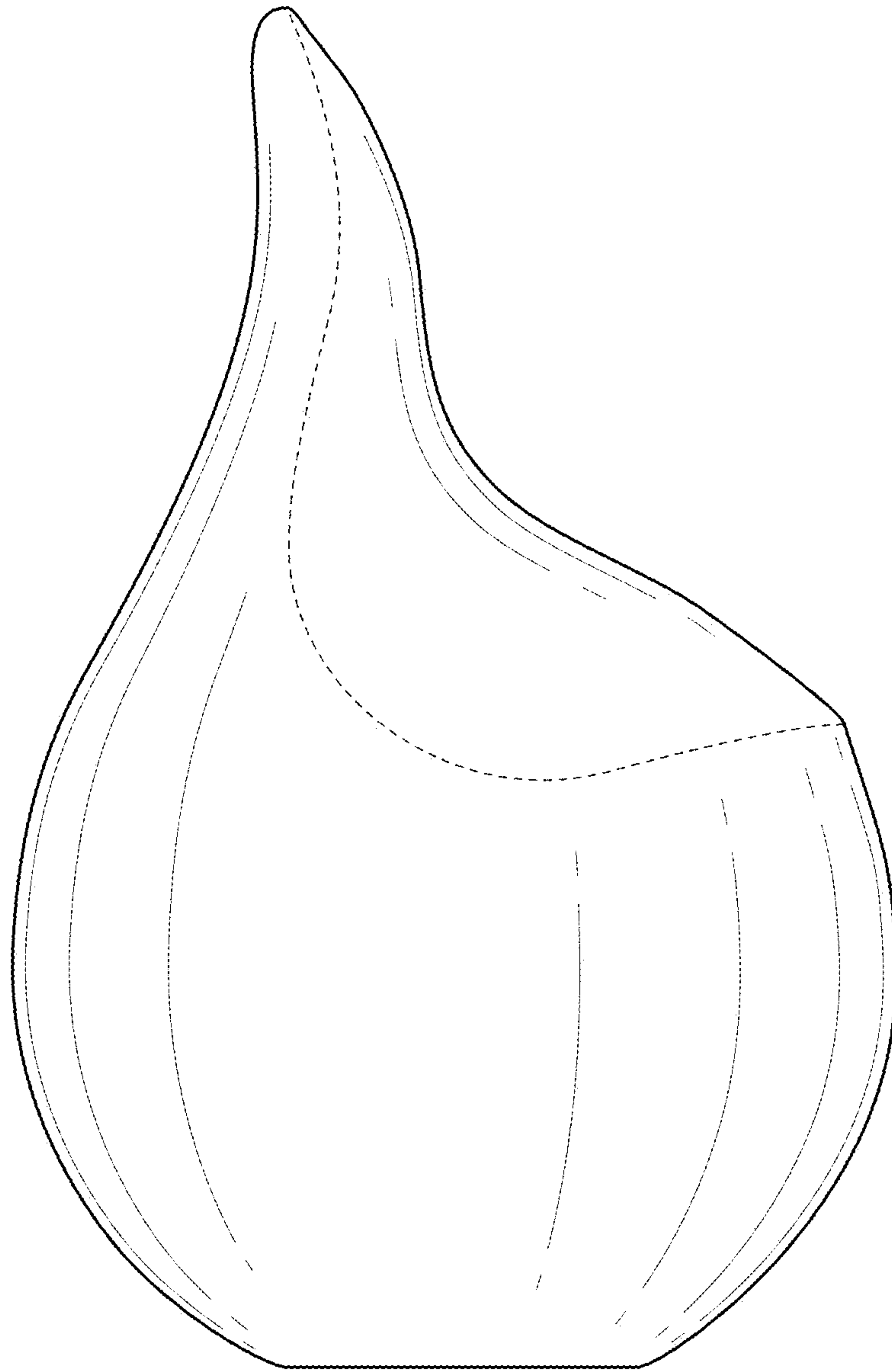


FIG. 9

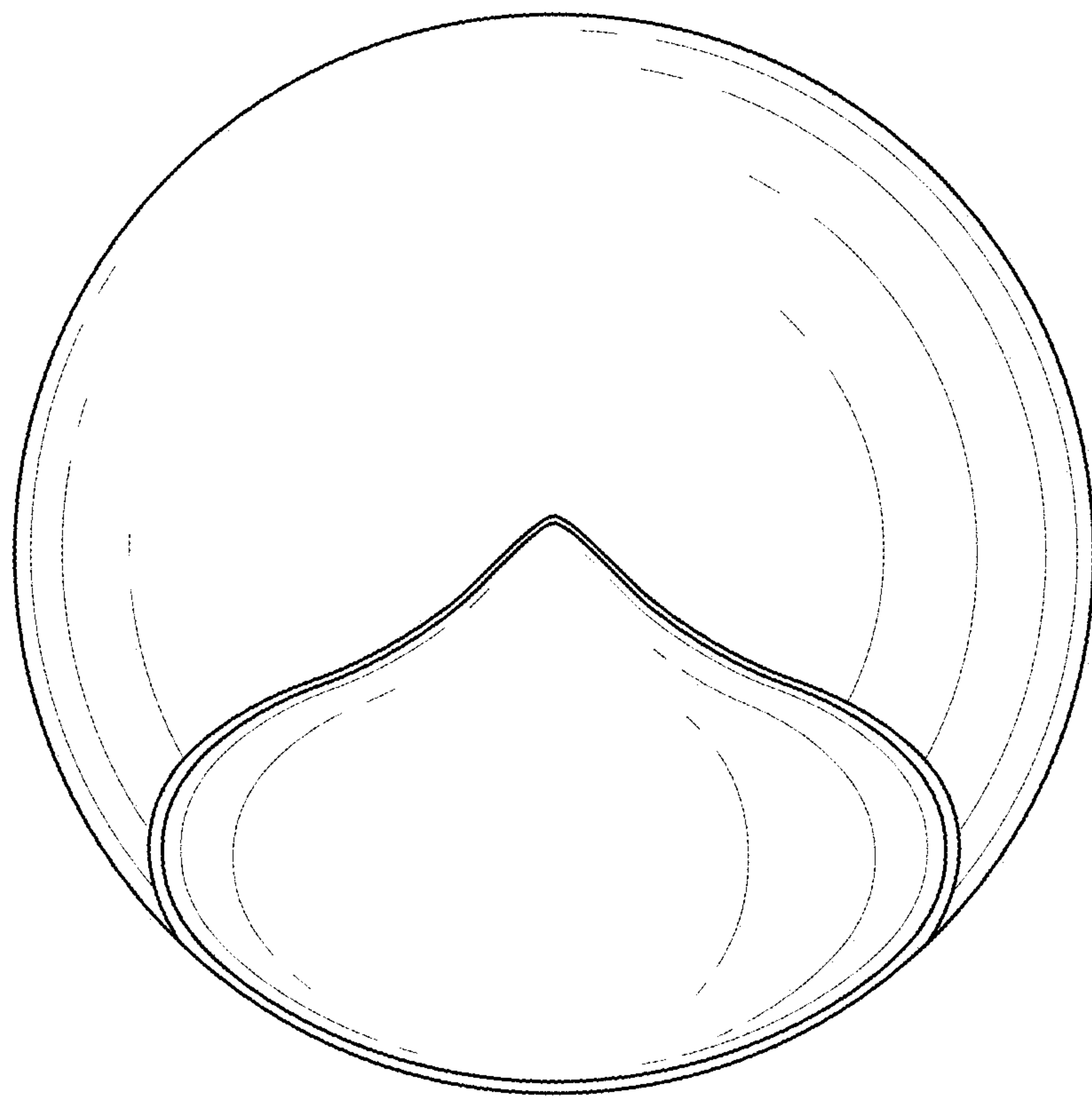


FIG. 10



FIG. 11

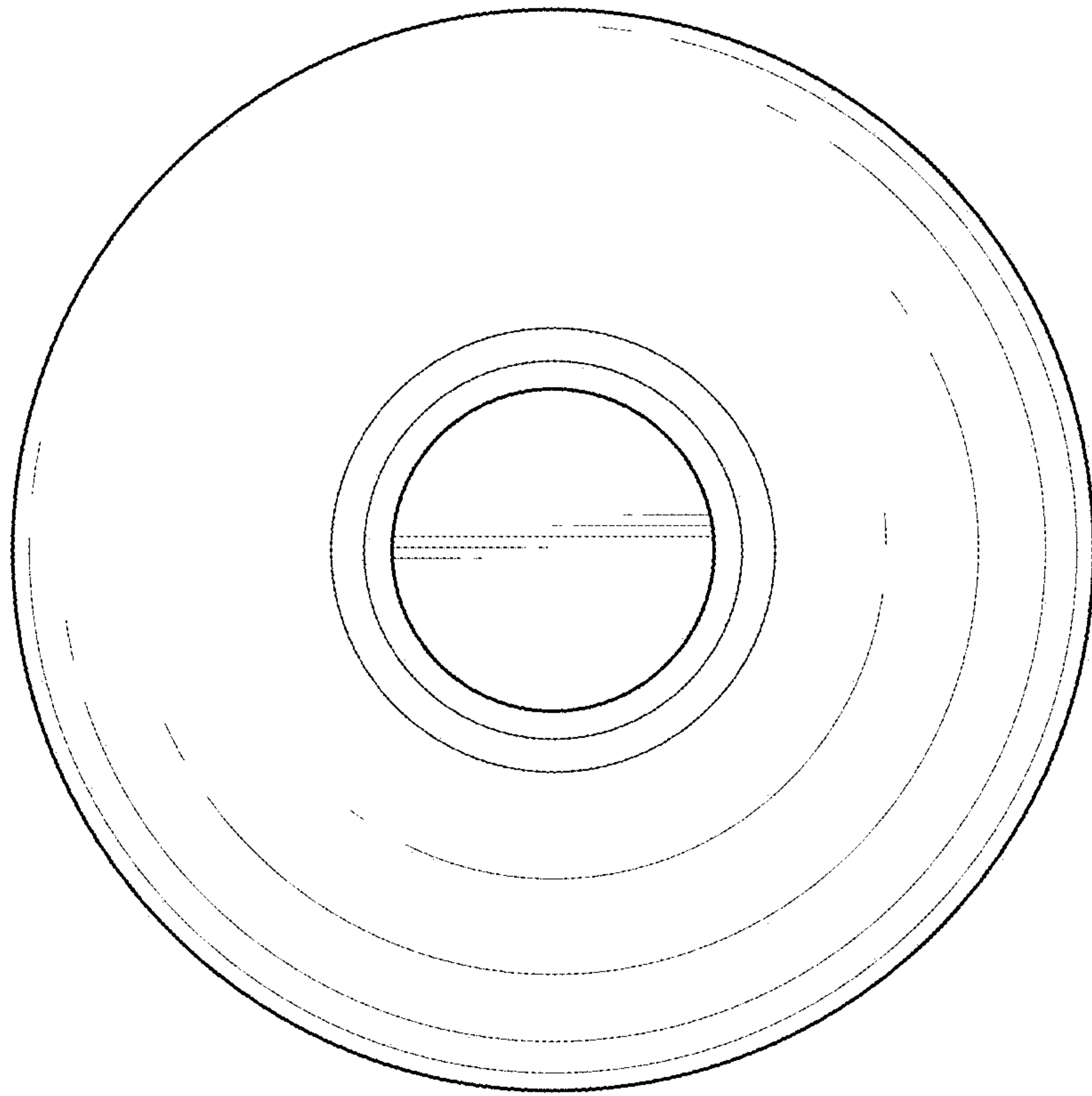


FIG. 12



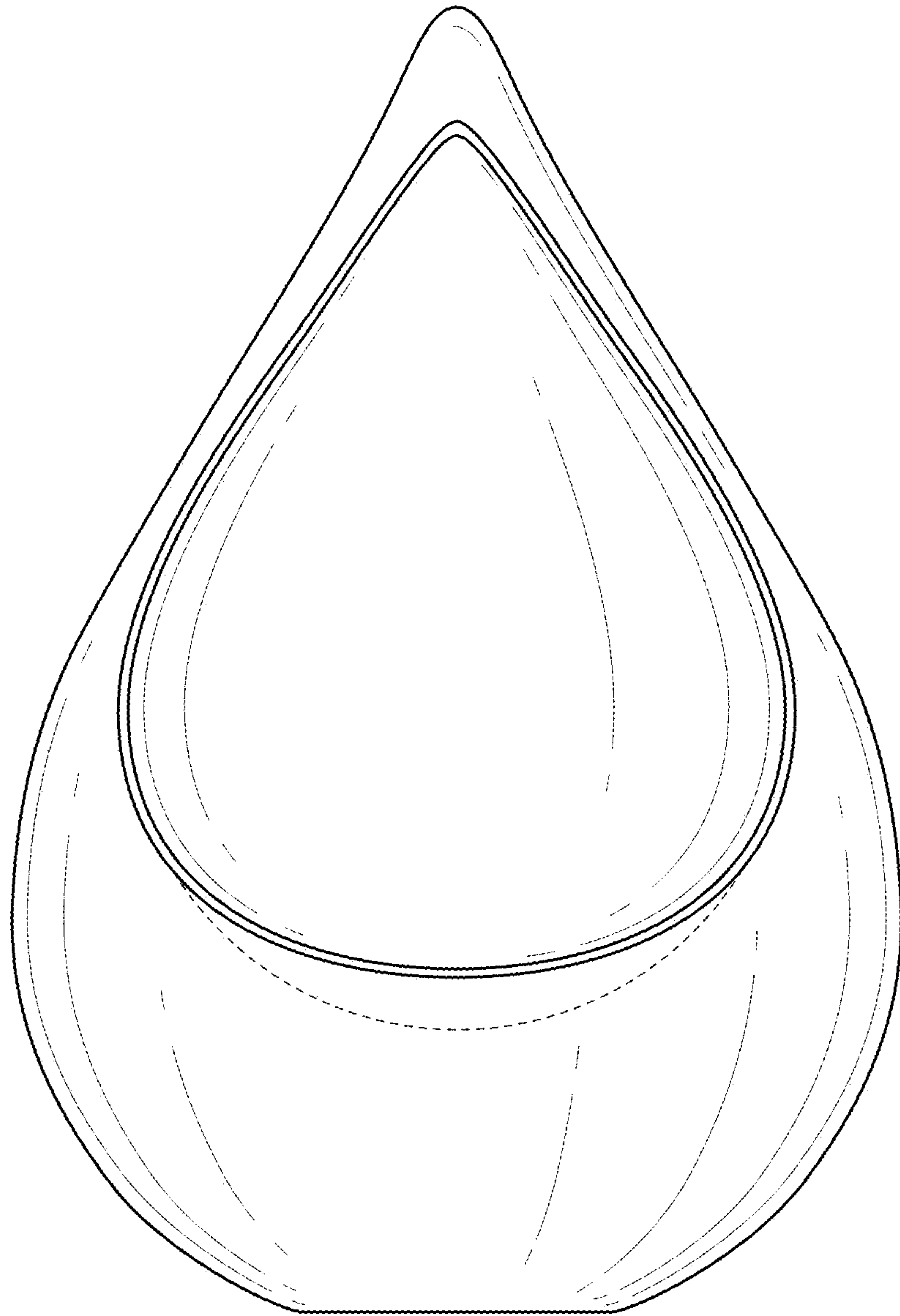


FIG. 13

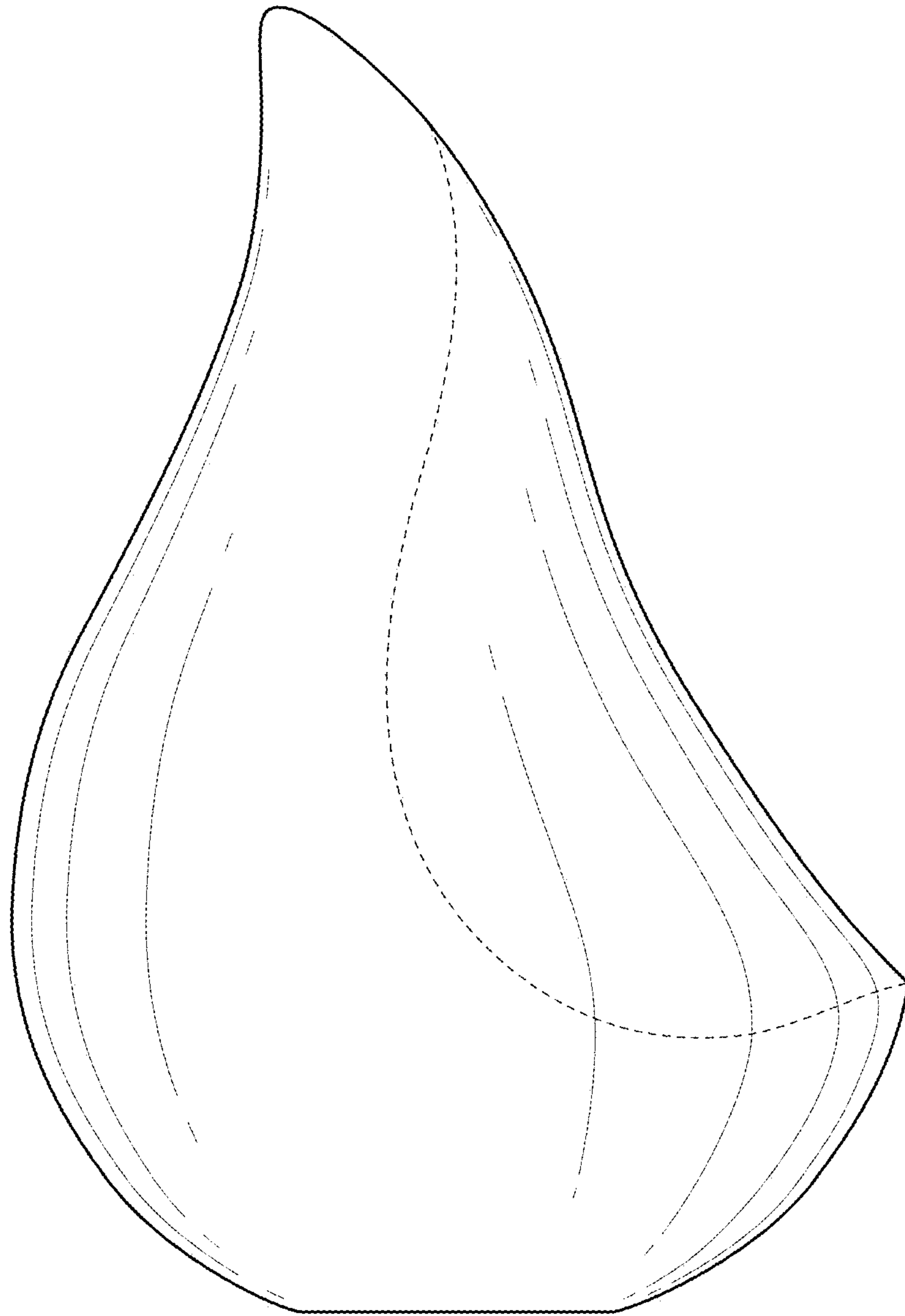


FIG. 14