



US00D948803S

(12) **United States Design Patent**  
**Dooling**

(10) **Patent No.:** **US D948,803 S**

(45) **Date of Patent:** **\*\* Apr. 12, 2022**

(54) **FIRE-RESISTANT EVACUATION AND RESCUE BAG**

(71) Applicant: **Daniel J. Dooling**, Fenton, MI (US)

(72) Inventor: **Daniel J. Dooling**, Fenton, MI (US)

(73) Assignee: **Load Lugger, LLC**, Holly, MI (US)

(\*\*) Term: **15 Years**

(21) Appl. No.: **29/685,501**

(22) Filed: **Mar. 28, 2019**

(51) **LOC (13) Cl.** ..... **02-99**

(52) **U.S. Cl.**  
USPC ..... **D29/124; D3/289**

(58) **Field of Classification Search**  
USPC ..... D29/124; D3/272, 273, 276, 289, 290,  
D3/299, 301, 315; D12/400, 423  
CPC ..... A45C 2003/008; A45C 5/04; A45C 15/00;  
A45C 7/00  
See application file for complete search history.

(56) **References Cited**

**U.S. PATENT DOCUMENTS**

- 941,969 A \* 11/1909 Williams ..... A45C 13/002  
190/26
- 3,419,025 A \* 12/1968 Kearns ..... B60R 9/055  
135/119
- D273,534 S \* 4/1984 Weinreb ..... D3/268
- D309,214 S \* 7/1990 Haugland ..... D12/413
- D319,422 S \* 8/1991 Tyner ..... D12/413
- D370,123 S \* 5/1996 Klinger ..... D3/231
- 5,538,169 A \* 7/1996 Moore ..... A45C 15/00  
190/109
- D381,579 S \* 7/1997 Amundsen ..... D3/272
- D398,083 S \* 9/1998 Martz ..... D3/273
- 5,931,304 A \* 8/1999 Hammond ..... A61F 17/00  
206/570
- D446,937 S \* 8/2001 Mogil ..... A45C 7/0077  
D3/273

- D465,649 S \* 11/2002 Sharples ..... A45C 5/06  
D3/279
- D476,481 S \* 7/2003 Gilbert ..... D3/276
- 6,953,214 B2 \* 10/2005 Paz ..... A45F 3/14  
294/152
- D582,676 S \* 12/2008 Rothschild ..... D3/276
- D612,605 S \* 3/2010 Turvey ..... D3/289

(Continued)

*Primary Examiner* — Kimberly Barnes

(74) *Attorney, Agent, or Firm* — Edmund P. Anderson;  
North Star IP Law PLLC

(57) **CLAIM**

The ornamental design for a fire-resistant evacuation and rescue bag, as shown and described.

**DESCRIPTION**

FIG. 1 is a front, left side, and top perspective view of a fire-resistant evacuation and rescue bag showing my new design;

FIG. 2 is a front view thereof;

FIG. 3 is a left side view thereof;

FIG. 4 is a right side view thereof;

FIG. 5 is a rear view thereof;

FIG. 6 is a top view thereof;

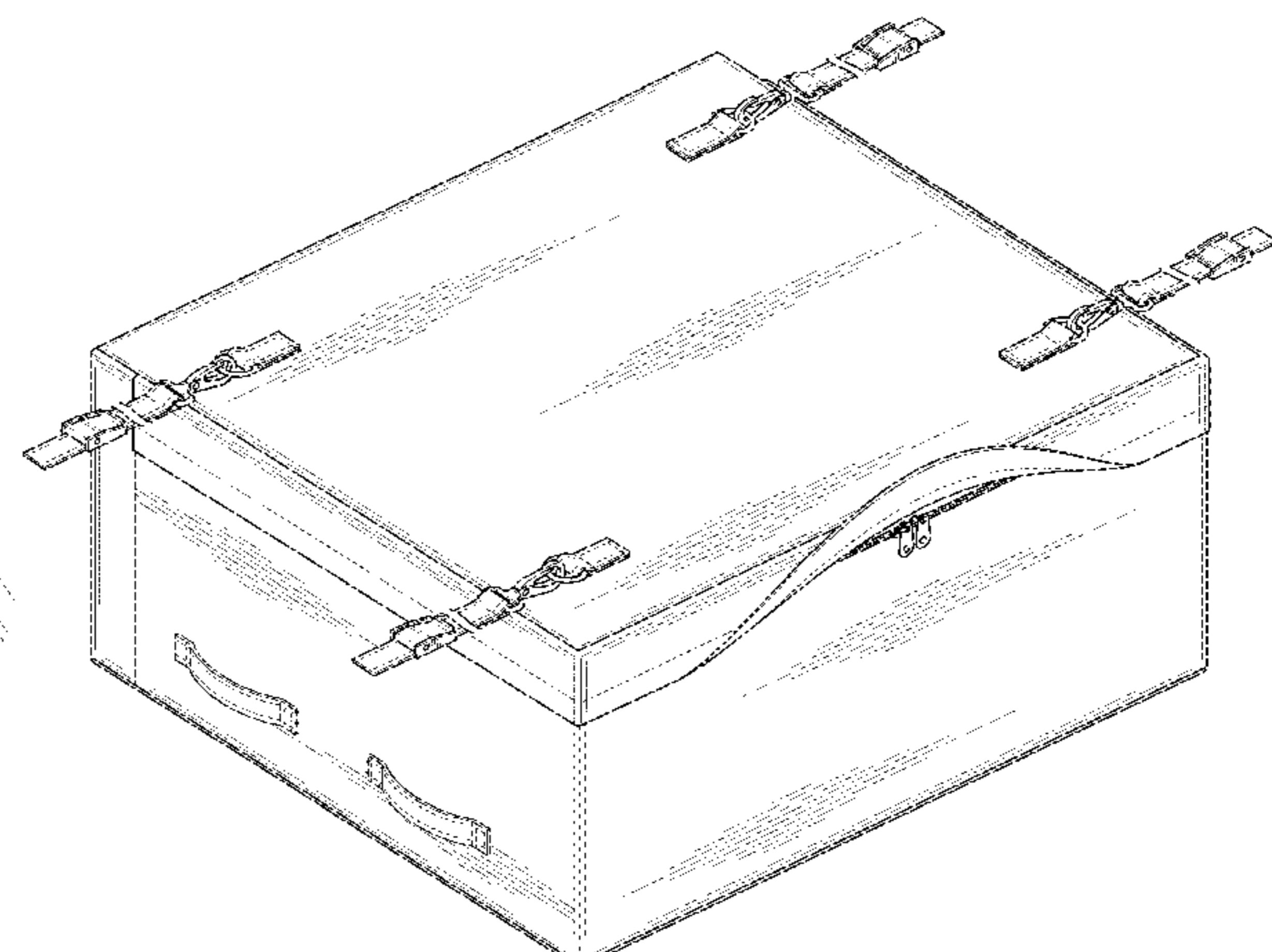
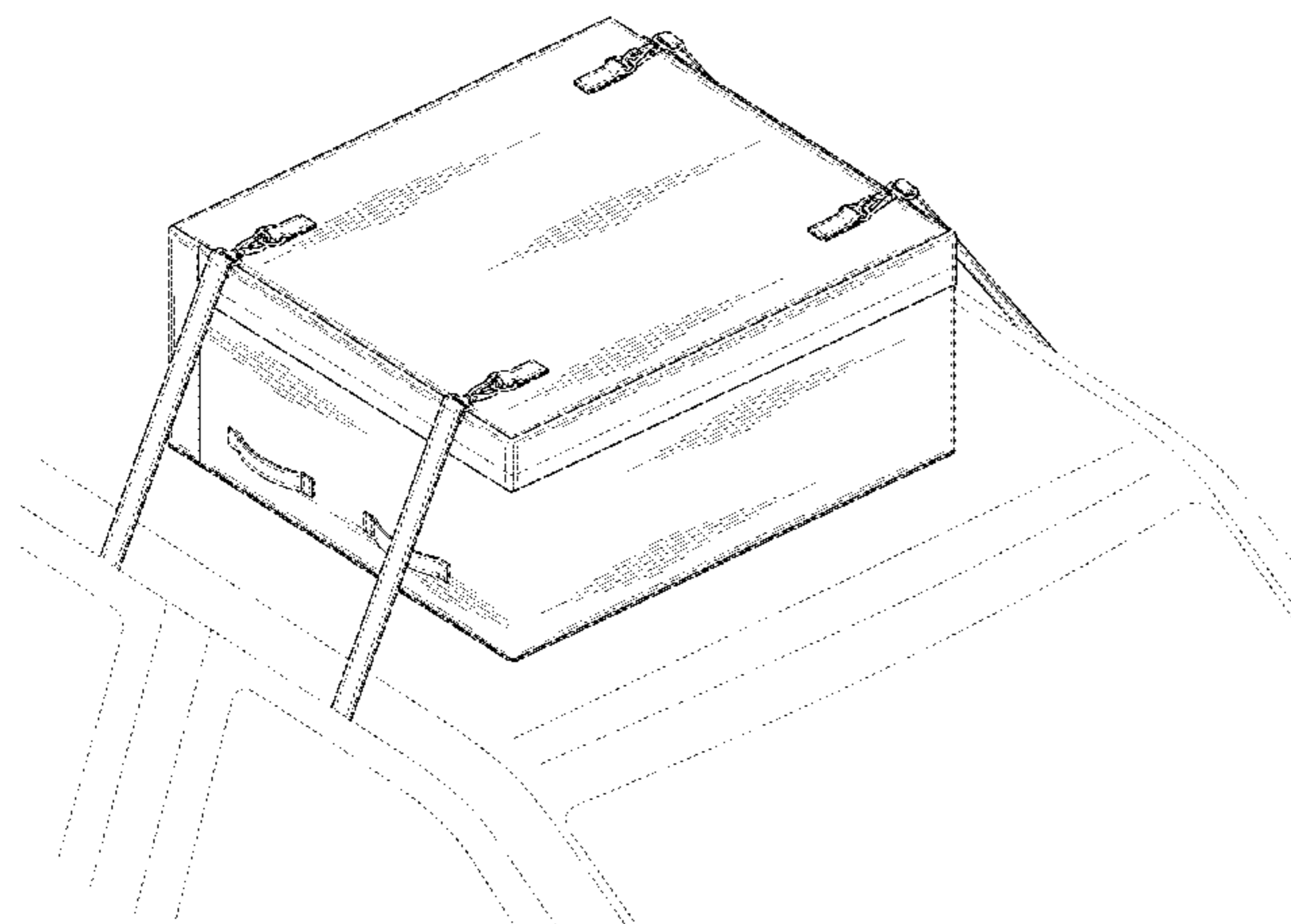
FIG. 7 is a bottom view thereof;

FIG. 8 is a second front, left side, and top perspective view showing the fire-resistant evacuation and rescue bag in a position of use attached to the top of a vehicle; and,

FIG. 9 is a third front, left side, and top perspective view thereof with the fire-resistant storm flap partially raised exposing a double toggle fire-resistant zipper.

The broken lines in FIG. 8 depicting a vehicle represents environmental subject matter that forms no part of the claimed design. The remaining broken lines in the figures depicting lines of stitching form a part of the claimed design. The four attachment straps are shown with symbolic breaks in their length for ease of illustration.

**1 Claim, 9 Drawing Sheets**



(56)

**References Cited**

U.S. PATENT DOCUMENTS

D646,059 S \* 10/2011 Park ..... D3/289  
D650,584 S \* 12/2011 Kim ..... D3/289  
D656,315 S \* 3/2012 Kwon ..... D3/289  
8,292,119 B2 \* 10/2012 Kenneally ..... F25D 3/125  
220/592.26  
D685,575 S \* 7/2013 Cullen ..... D3/289  
D799,823 S \* 10/2017 Schartle ..... D3/285  
D860,113 S \* 9/2019 Everett ..... D12/413  
D880,860 S \* 4/2020 Liu ..... D3/303  
D904,022 S \* 12/2020 Hurd ..... D3/289  
D911,710 S \* 3/2021 Karalis ..... D3/289

\* cited by examiner

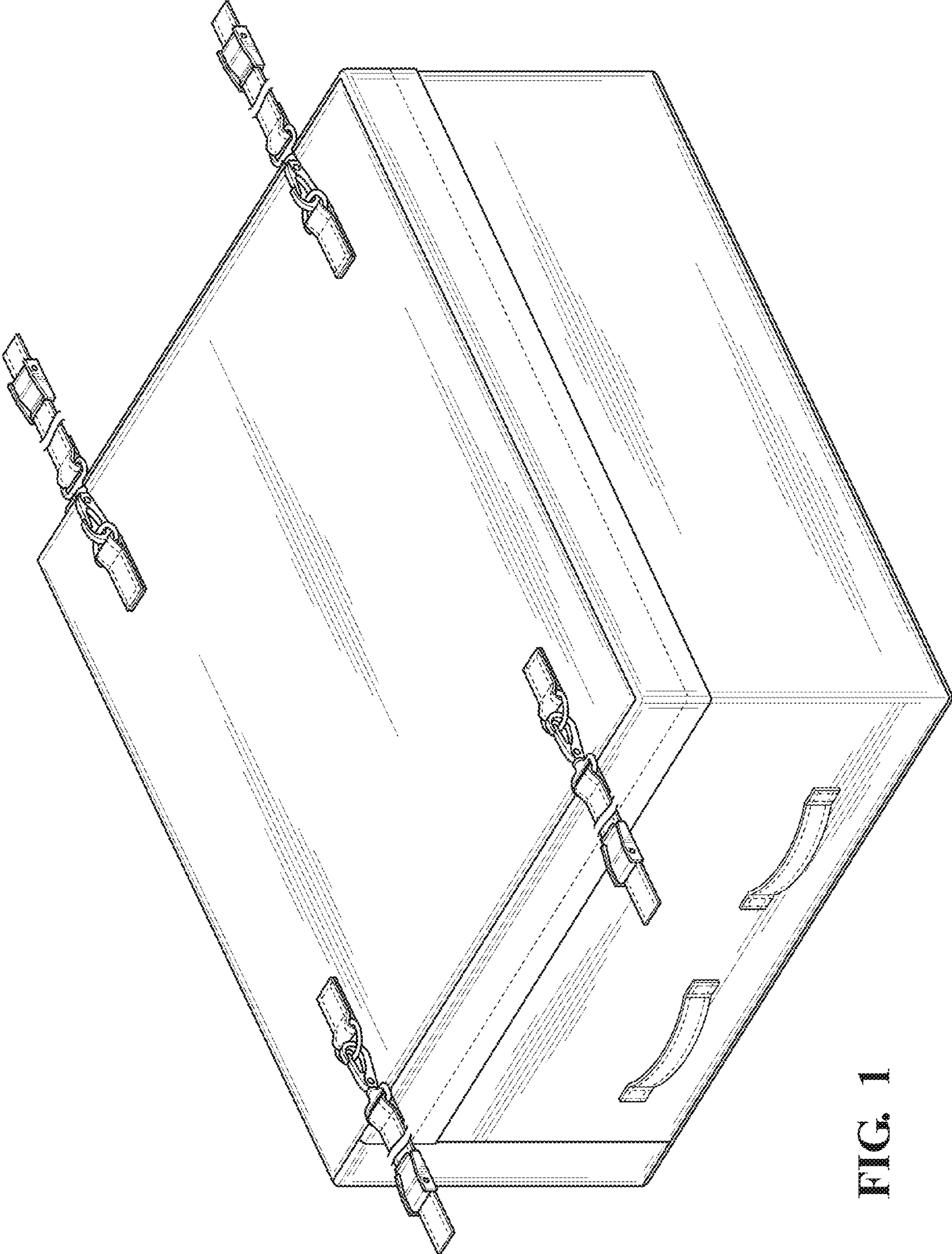


FIG. 1






FIG. 2

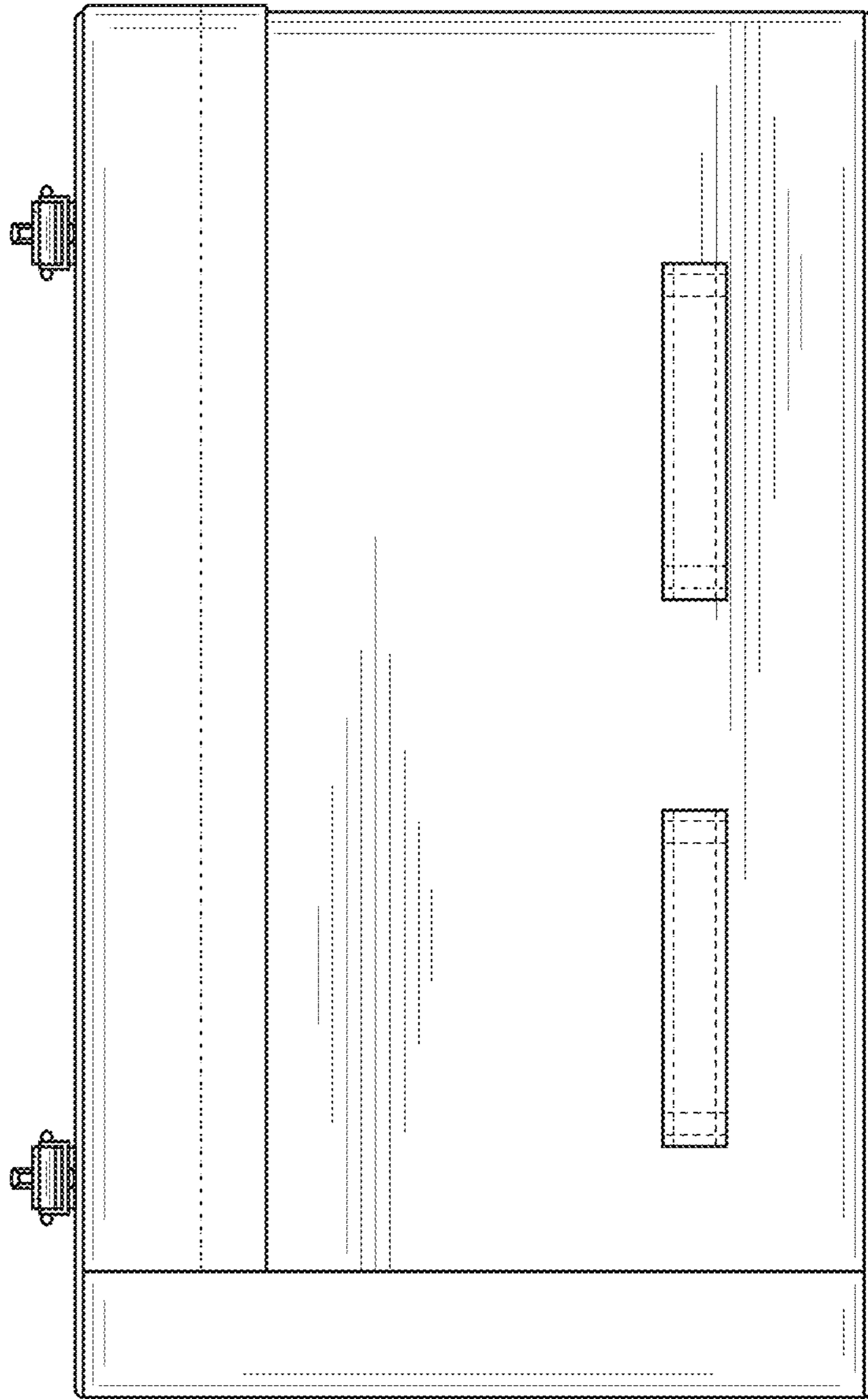


FIG. 3

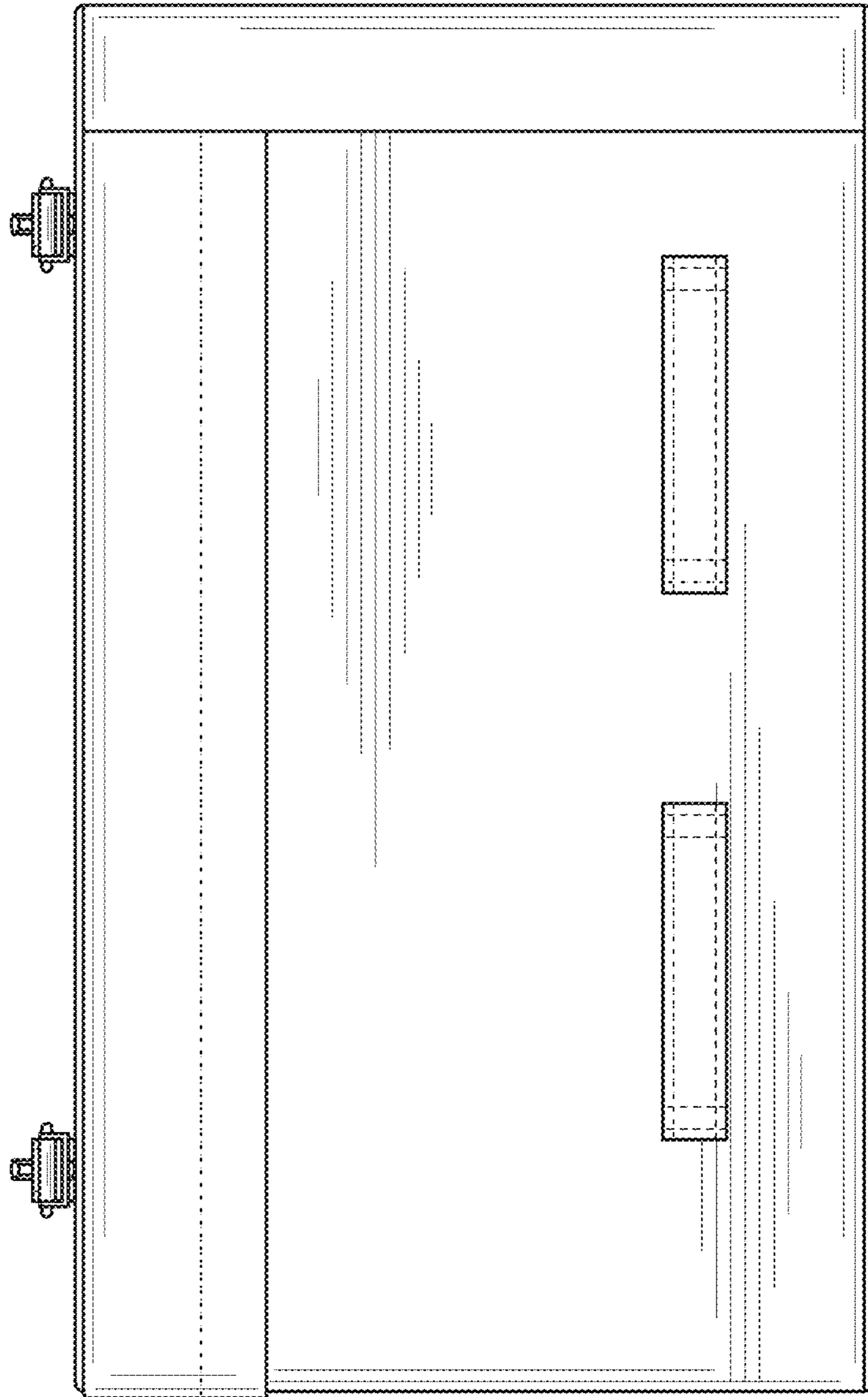


FIG. 4




FIG. 5

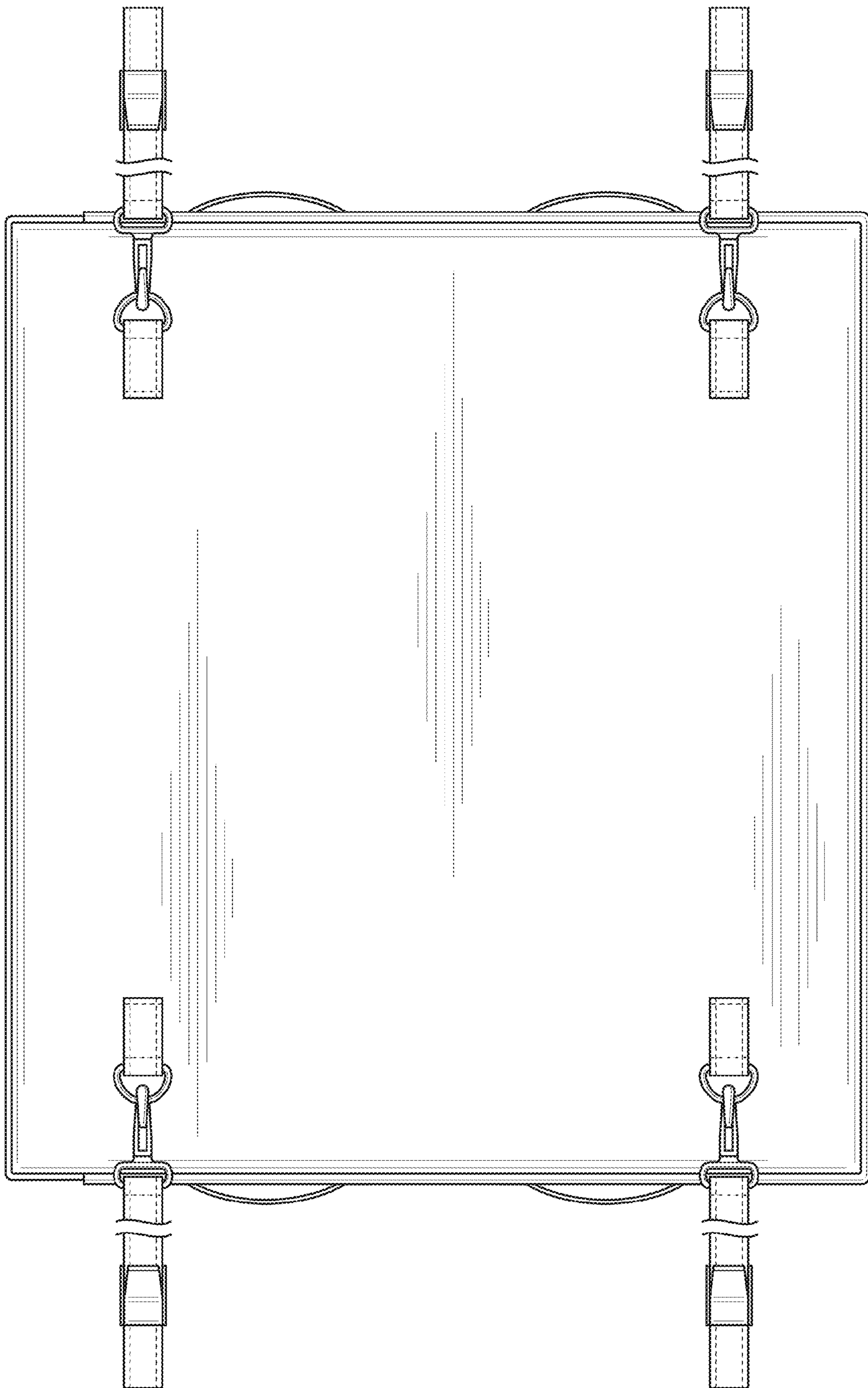


FIG. 6




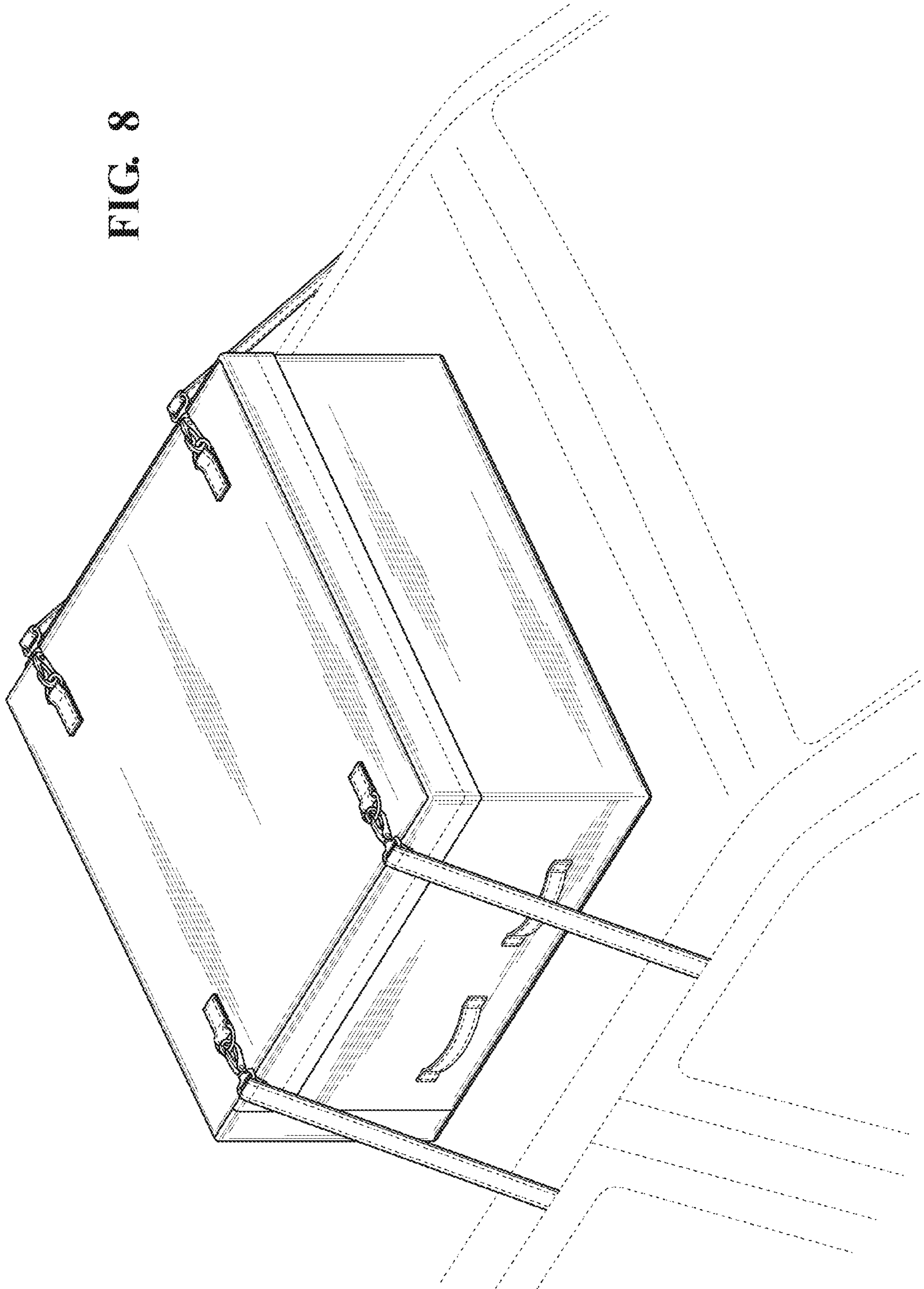


FIG. 7

FIG. 8



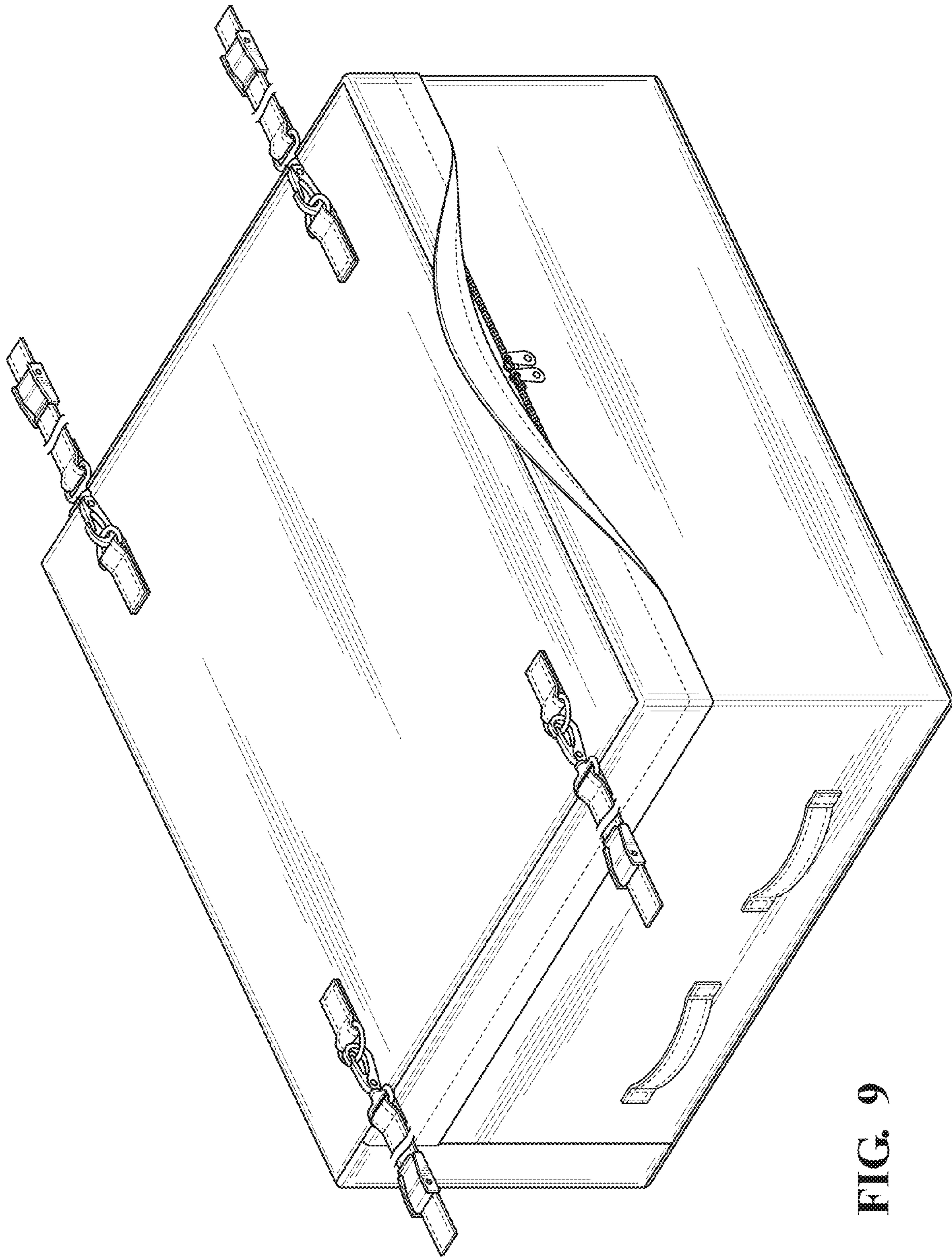


FIG. 9