



US00D948800S

(12) **United States Design Patent**
Isobe

(10) **Patent No.:** **US D948,800 S**
(45) **Date of Patent:** **** Apr. 12, 2022**

- (54) **HELMET SHIELD**
- (71) Applicant: **SHOEI CO., LTD.**, Tokyo (JP)
- (72) Inventor: **Eiji Isobe**, Tokyo (JP)
- (73) Assignee: **SHOEI CO., LTD.**, Tokyo (JP)
- (**) Term: **15 Years**

- D686,778 S * 7/2013 Isobe D29/110
- D705,994 S * 5/2014 Ryan D29/110
- 9,335,565 B2 * 5/2016 Miller, IV A42B 3/226
- 9,402,434 B2 * 8/2016 Isobe A42B 3/223
- 9,476,442 B2 * 10/2016 Ishikawa F16B 5/065
- 9,801,425 B2 * 10/2017 Ahn A42B 3/24
- 9,918,508 B2 * 3/2018 Ryan A61F 9/025
- D841,256 S * 2/2019 Salvetti D29/107
- 10,357,076 B2 * 7/2019 Lipkens A42B 3/226

(Continued)

- (21) Appl. No.: **29/725,367**
- (22) Filed: **Feb. 25, 2020**

(30) **Foreign Application Priority Data**

Aug. 26, 2019 (JP) 2019-018790

- (51) **LOC (13) Cl.** **02-99**
- (52) **U.S. Cl.**
USPC **D29/122; D29/107**
- (58) **Field of Classification Search**
USPC D29/102-112, 122
CPC .. A62B 18/02; A42B 3/04; A42B 3/22; A42B
1/24; A42B 3/18; A42B 3/06; A42B
3/221; A42B 3/24
See application file for complete search history.

(56) **References Cited**

U.S. PATENT DOCUMENTS

- D331,299 S * 11/1992 Kamata D29/107
- 5,177,817 A * 1/1993 Kamata A42B 3/222
2/424
- D351,685 S * 10/1994 Kamata D29/105
- D370,310 S * 5/1996 Reuber D29/108
- D376,674 S * 12/1996 Kamata D29/107
- 6,161,225 A * 12/2000 Arai A42B 3/226
2/424
- D523,993 S * 6/2006 Dion D29/107
- D569,557 S * 5/2008 Cho D29/122
- D571,507 S * 6/2008 Murakami D29/107
- D601,307 S * 9/2009 Izquierdo Mediavilla .. D29/107
- D611,659 S * 3/2010 Isobe D29/122
- D645,211 S * 9/2011 Hill D29/110

OTHER PUBLICATIONS

GMax GM68 GM69 Dual Pane Face Shield (on-line), dated Aug. 5, 2020. Retrieved from Internet Nov. 8, 2021, URL: <http://web.archive.org/web/20200805165739/https://www.motorcyclehouse.com/gmax-gm68-gm69-dual-pane-face-shield> (1 page) (Year: 2020).*

Primary Examiner — Kimberly Barnes

(74) *Attorney, Agent, or Firm* — Cantor Colburn LLP

(57) **CLAIM**

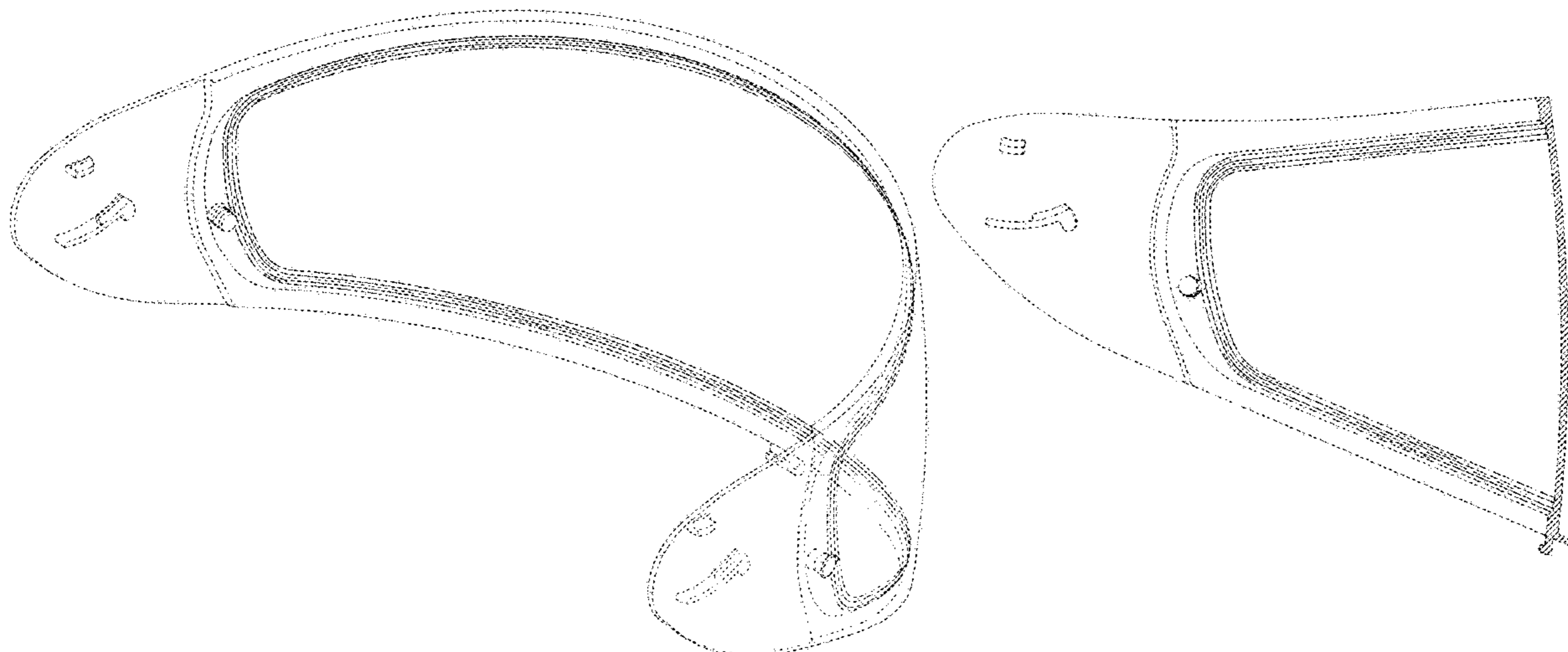
The ornamental design for a helmet shield, as shown and described.

DESCRIPTION

FIG. 1 is a back, top and left side perspective view of a helmet shield showing my new design;
FIG. 2 is a front view thereof;
FIG. 3 is a rear view thereof;
FIG. 4 is a top plan view thereof;
FIG. 5 is a bottom plan view thereof;
FIG. 6 is a right side view thereof, the left side view being a mirror image of FIG. 6; and,
FIG. 7 is a cross-sectional view taken along line 7-7 in FIG. 3.

The broken lines illustrate portions of the helmet shield that form no part of the claimed design. The dash-dotted lines denote the boundary of the claim and form no part of the claimed design.

1 Claim, 7 Drawing Sheets



(56)

References Cited

U.S. PATENT DOCUMENTS

10,654,252 B2 * 5/2020 Parker C08K 5/521
11,154,107 B2 * 10/2021 Isobe A42B 3/223
2006/0010572 A1 * 1/2006 Douglas A42B 3/24
2/231
2007/0050875 A1 * 3/2007 Bentley A61F 9/06
2/15
2012/0102628 A1 * 5/2012 Righi A42B 3/226
2/243.1

* cited by examiner

FIG.1

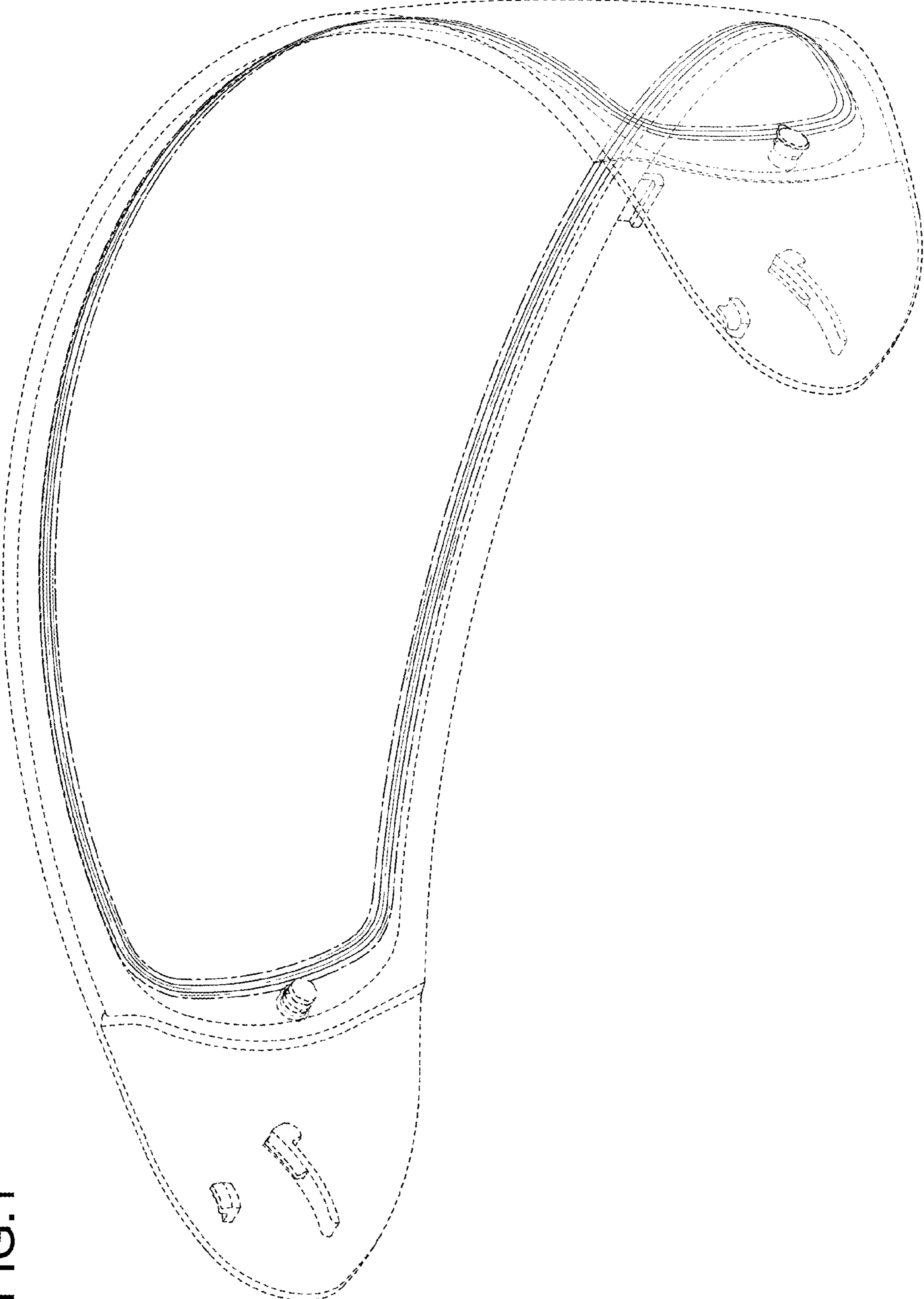
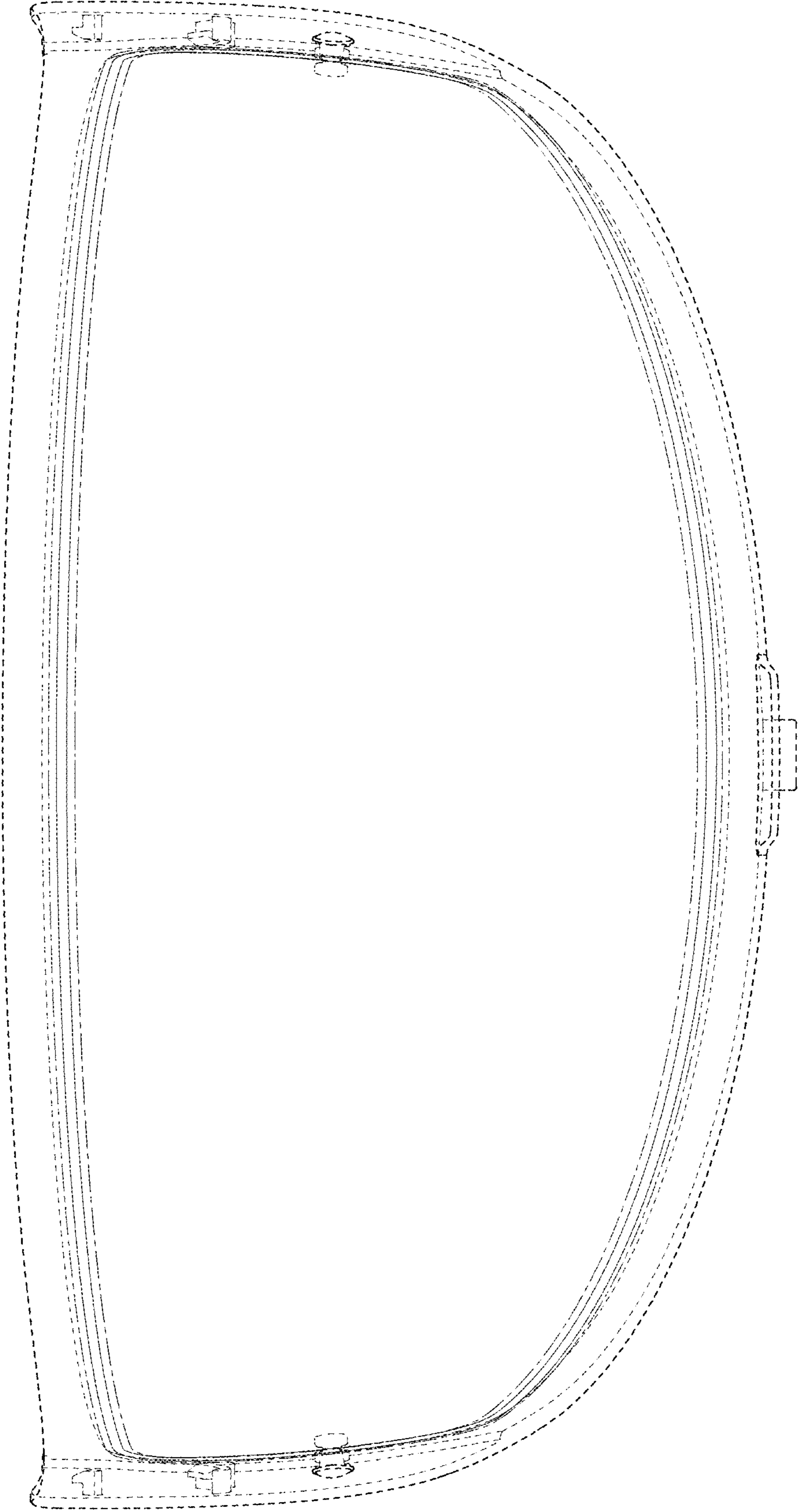


FIG.2



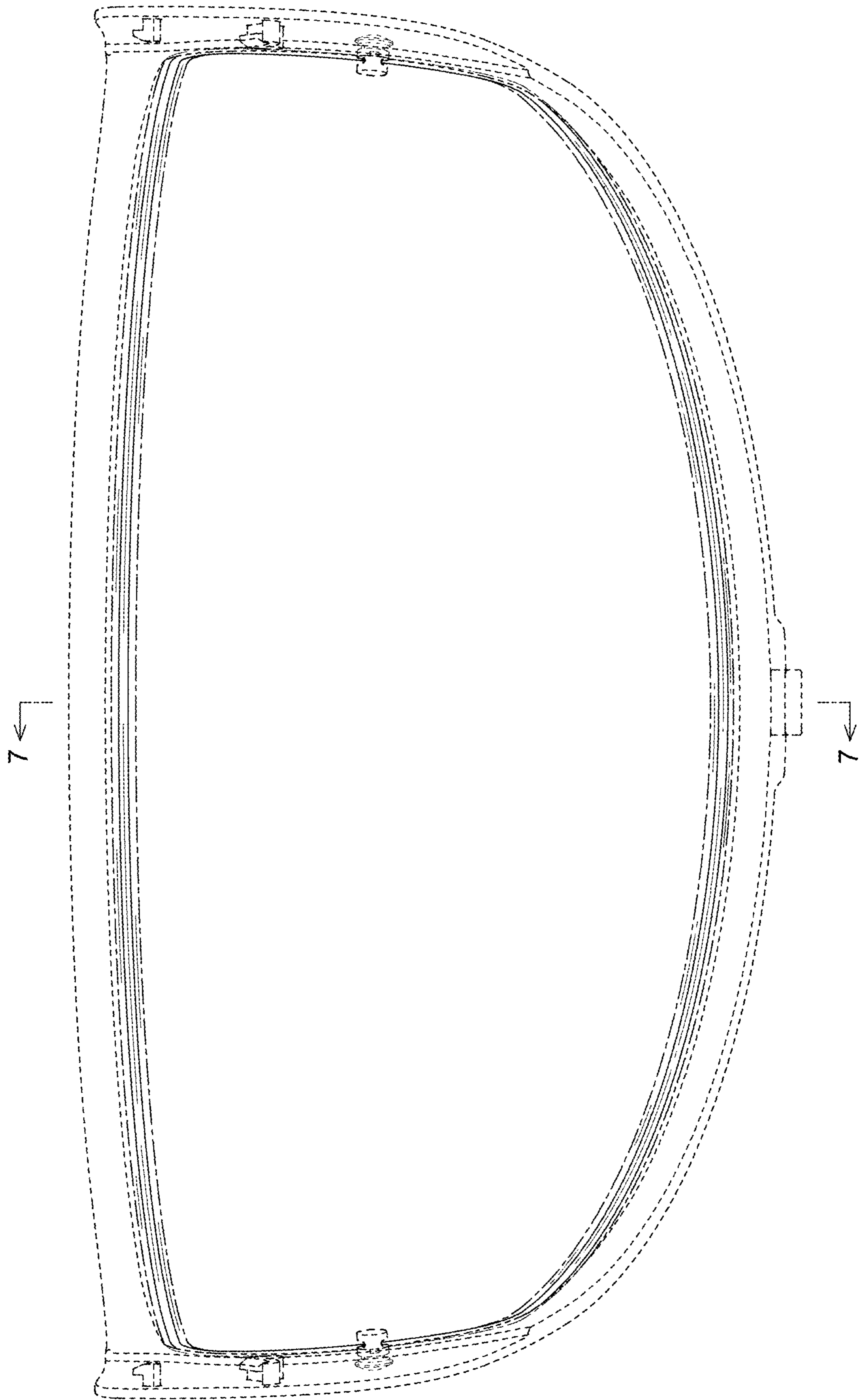


FIG.3



FIG.4



FIG.5

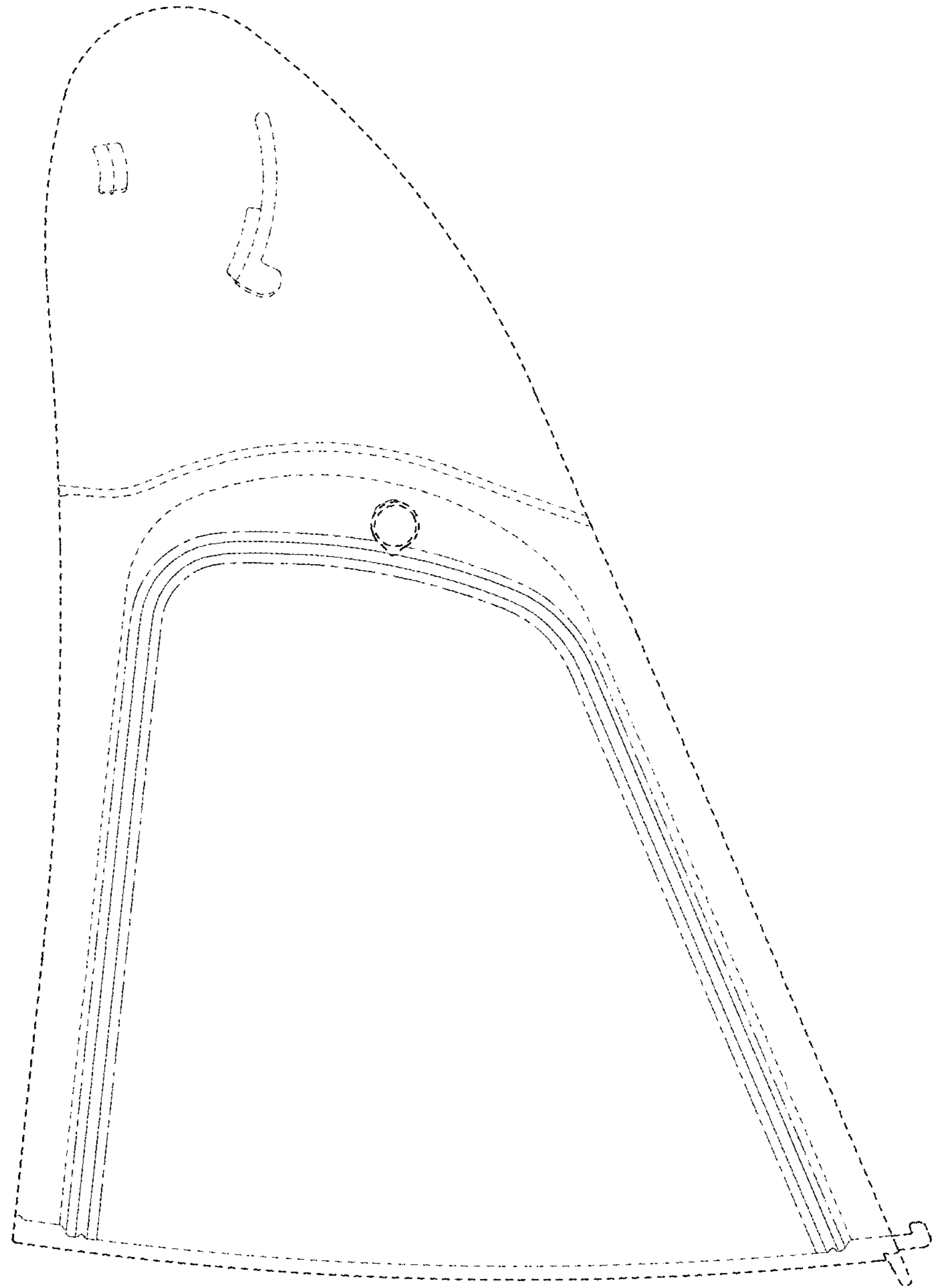


FIG.6

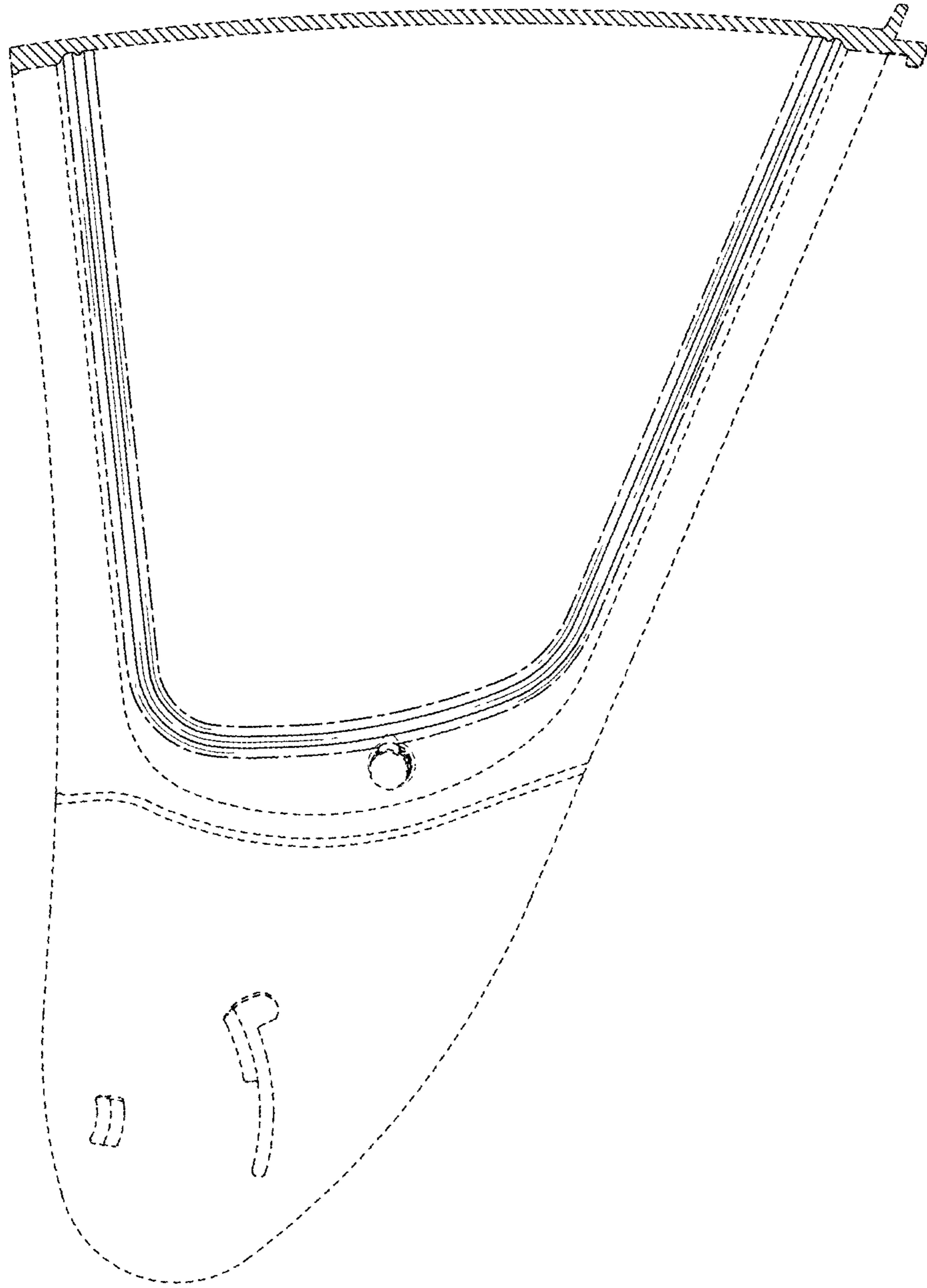


FIG.7