

US00D948795S

(12) **United States Design Patent** (10) **Patent No.:** **US D948,795 S**
Ye (45) **Date of Patent:** **** Apr. 12, 2022**

(54) **NAIL DRYER**
(71) Applicant: **Feilong Ye, Yuyao (CN)**
(72) Inventor: **Feilong Ye, Yuyao (CN)**
(**) Term: **15 Years**
(21) Appl. No.: **29/775,532**
(22) Filed: **Mar. 24, 2021**
(51) **LOC (13) Cl.** **28-03**
(52) **U.S. Cl.**
USPC **D28/58; D28/54.1**
(58) **Field of Classification Search**
USPC D28/54.1, 58
CPC .. A45D 29/00; A45D 29/11; A45D 29/18-22;
A45D 2200/205
See application file for complete search history.

D899,691 S * 10/2020 Fan D28/58
D900,396 S * 10/2020 Zhang D28/58
D909,682 S * 2/2021 Wu D28/58
D914,291 S * 3/2021 Bui D28/58
D914,982 S * 3/2021 Hurter D28/58
D919,184 S * 5/2021 Feng D28/58
D920,576 S * 5/2021 Liu D28/58
11,058,202 B1 * 7/2021 Luu H05B 45/10
11,134,813 B2 * 10/2021 Ma A45D 29/18
D937,487 S * 11/2021 Zhang D28/58
2015/0290675 A1 * 10/2015 Lin F21S 9/00
250/494.1
2016/0095409 A1 * 4/2016 Jih A45D 29/00
34/202

(Continued)

OTHER PUBLICATIONS

UV LED Nail Lamp Cute Goddess, www.amazon.com, 1 page,
available Apr. 2021 (Year: 2021).*

Primary Examiner — Jennifer Rivard

(74) *Attorney, Agent, or Firm* — W&KIP

(56) **References Cited**

U.S. PATENT DOCUMENTS

D692,617 S * 10/2013 Haile D28/58
D702,400 S 4/2014 Valia et al.
D734,548 S 7/2015 Dadon
D747,828 S 1/2016 Vu et al.
D820,522 S * 6/2018 Colin D28/58
D827,203 S * 8/2018 Ouyang D28/58
D838,042 S * 1/2019 Ouyang D28/58
D838,043 S * 1/2019 Ouyang D28/58
D840,106 S * 2/2019 Ouyang D28/58
D842,546 S * 3/2019 Ouyang D28/58
D850,724 S * 6/2019 Luo D28/58
D853,032 S * 7/2019 Ouyang D28/58
D853,033 S * 7/2019 Ouyang D28/58
D853,034 S * 7/2019 Ouyang D28/58
D858,883 S * 9/2019 Wu D28/58
D858,884 S * 9/2019 Wu D28/58
D858,885 S * 9/2019 Wu D28/58
D864,485 S * 10/2019 Ouyang D28/58
D872,369 S * 1/2020 Le D28/58
D880,068 S * 3/2020 Wu D28/58
D890,431 S * 7/2020 Hsieh D28/58

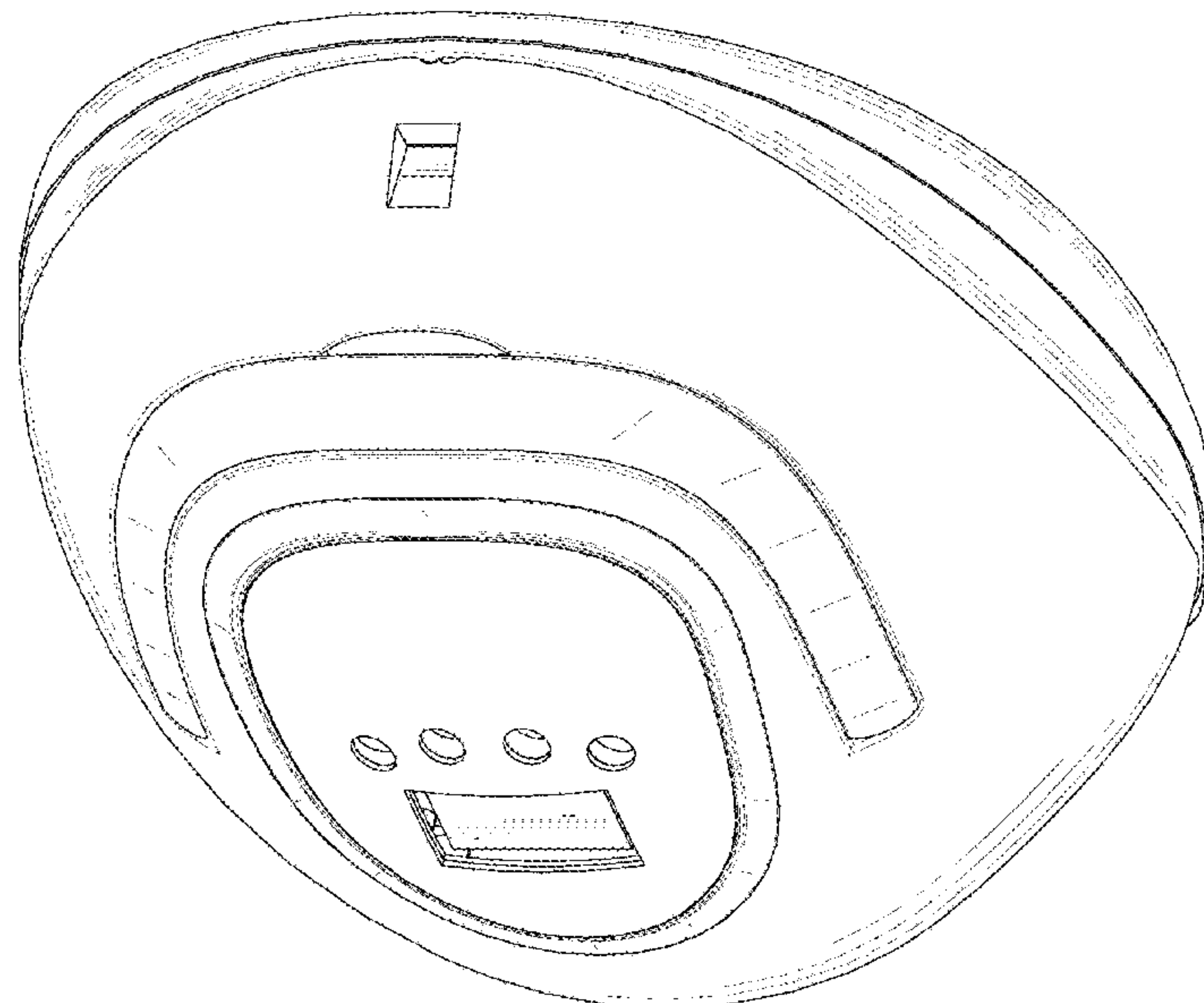
(57) **CLAIM**

The ornamental design for a nail dryer, as shown and described.

DESCRIPTION

FIG. 1 is a front elevation view of a nail dryer showing my design;
FIG. 2 is a back elevation view thereof;
FIG. 3 is a left side view thereof;
FIG. 4 is a right side view thereof;
FIG. 5 is a top plan view thereof;
FIG. 6 is a bottom plan view thereof; and,
FIG. 7 is a perspective view thereof.
The dashed or broken lines shown in the drawings depict portions of the nail dryer in which the design is embodied that form no part of the claimed design.

1 Claim, 7 Drawing Sheets



(56)

References Cited

U.S. PATENT DOCUMENTS

2020/0170372 A1* 6/2020 Cheng A45D 29/00
2020/0237071 A1* 7/2020 Lee A45D 29/00
2021/0022473 A1* 1/2021 Hurter A45D 29/00
2021/0386179 A1* 12/2021 Yilmaz A45D 29/22
2021/0401146 A1* 12/2021 Ly A45D 29/18

* cited by examiner

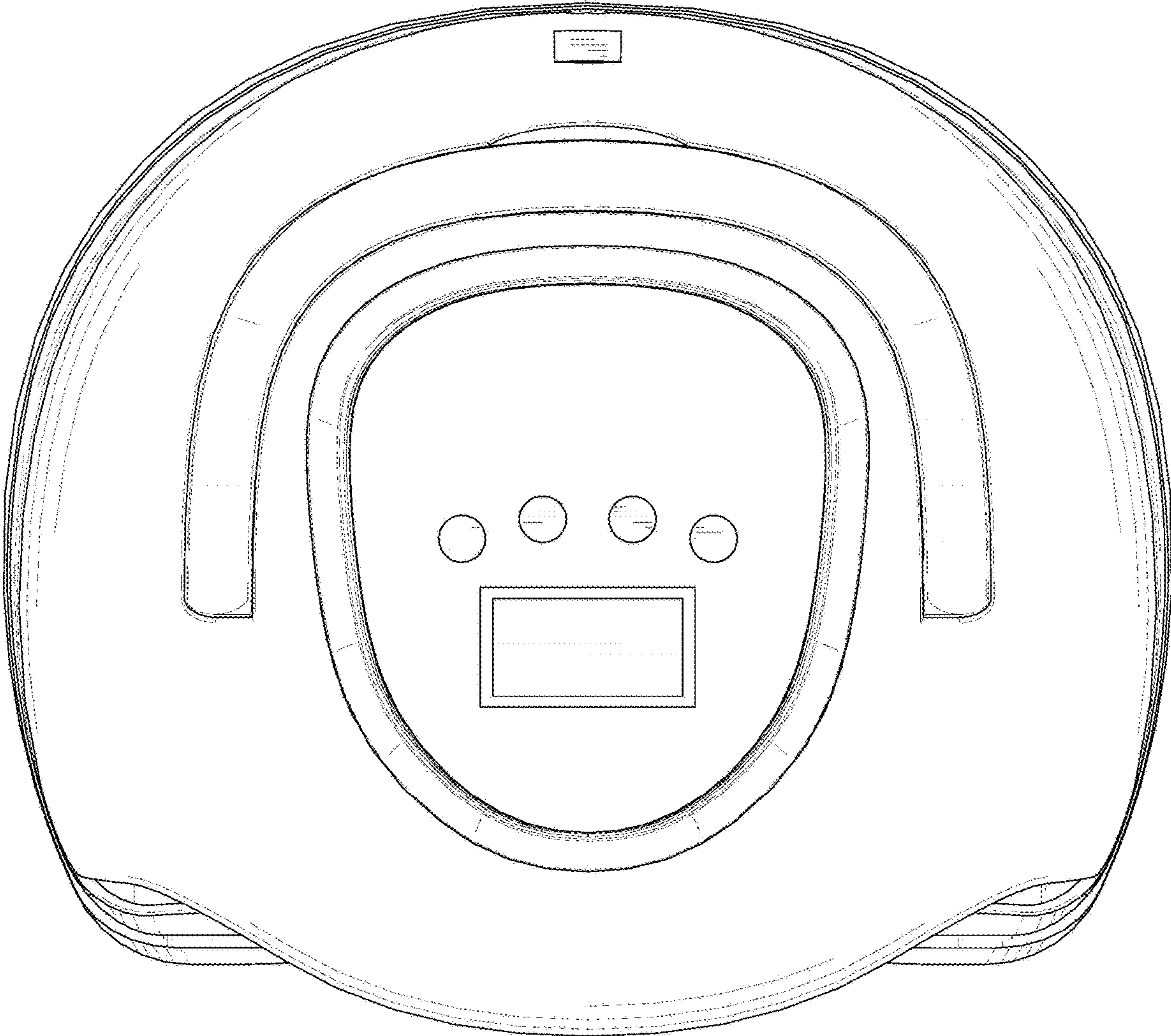


FIG. 1

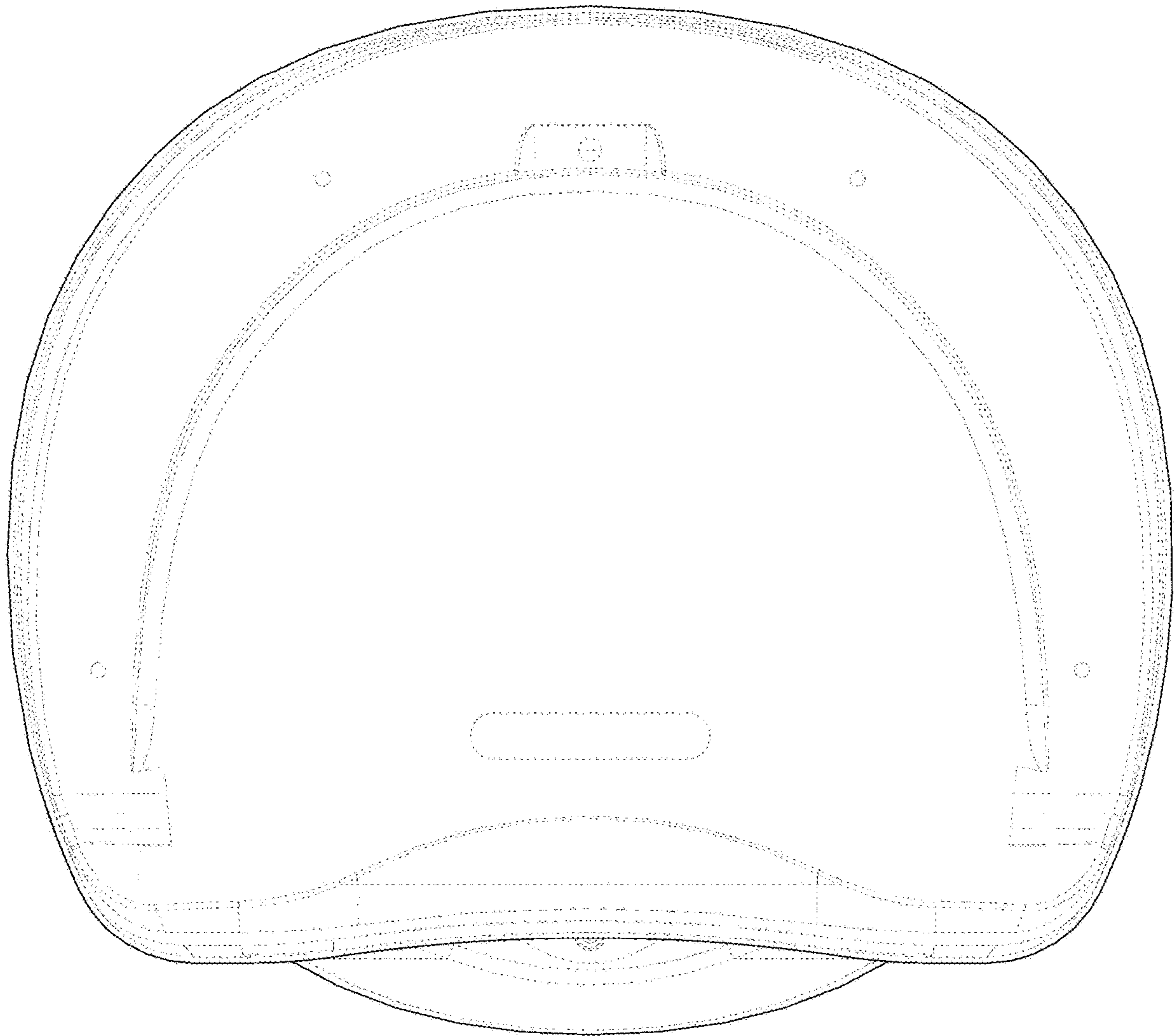


FIG. 2

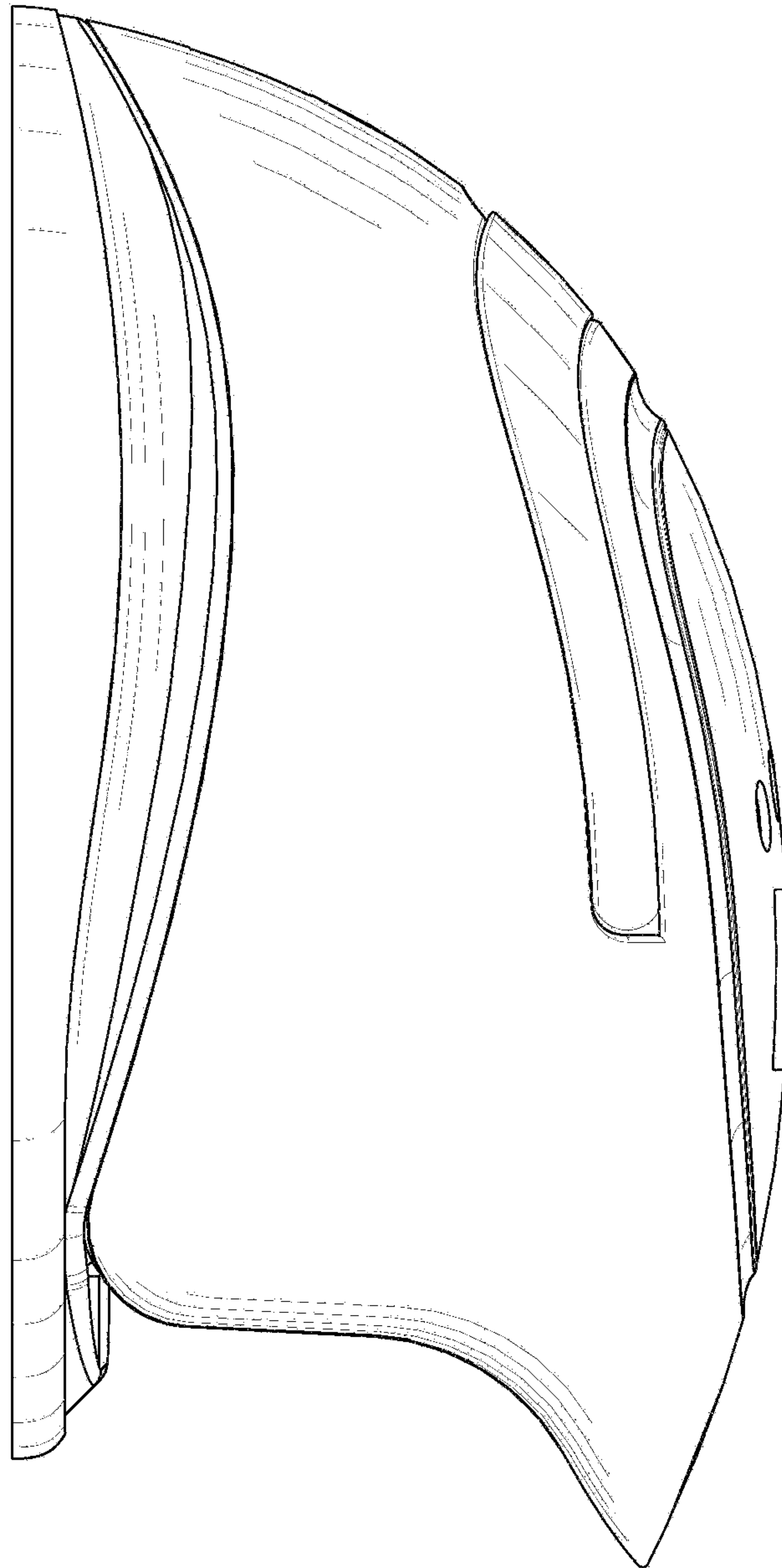


FIG. 3

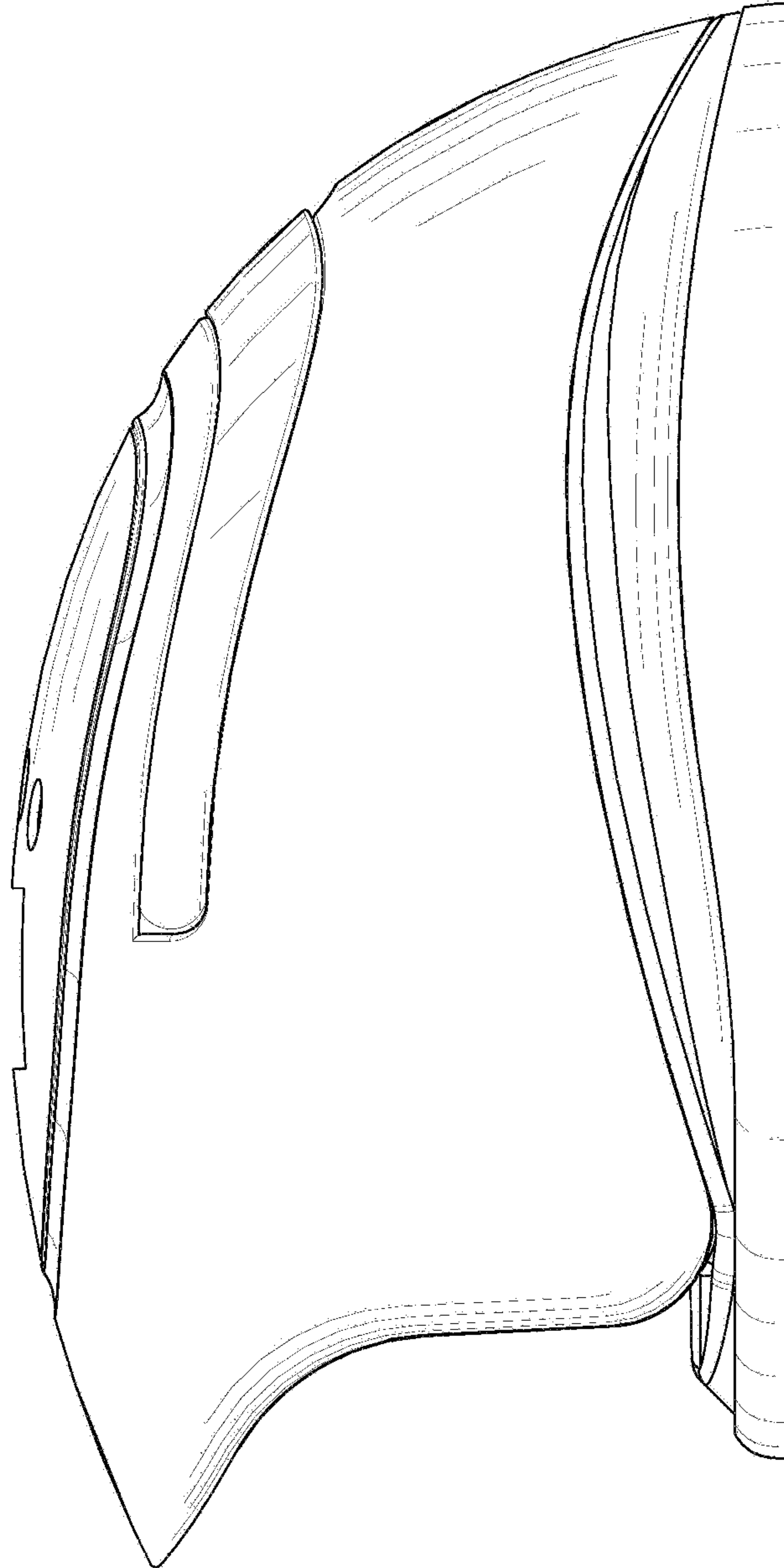


FIG. 4

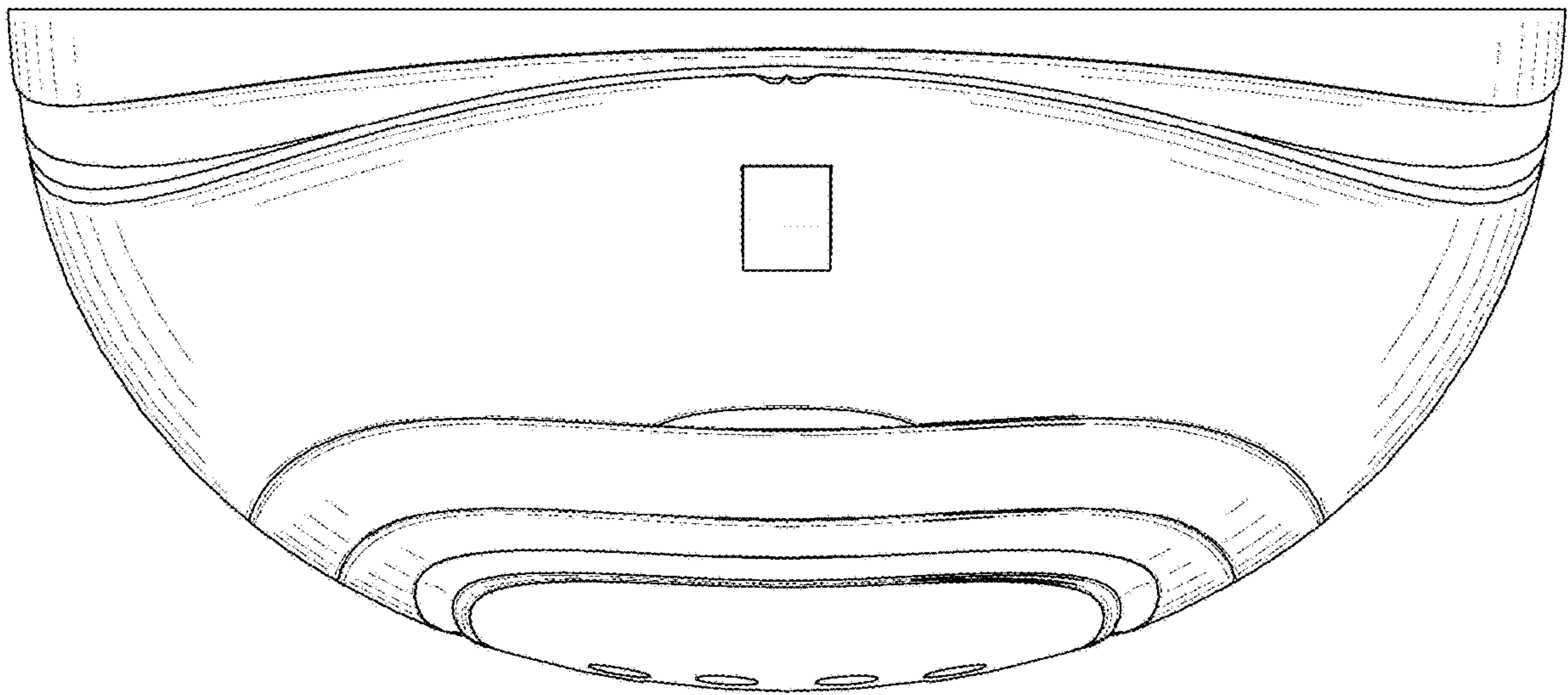


FIG. 5

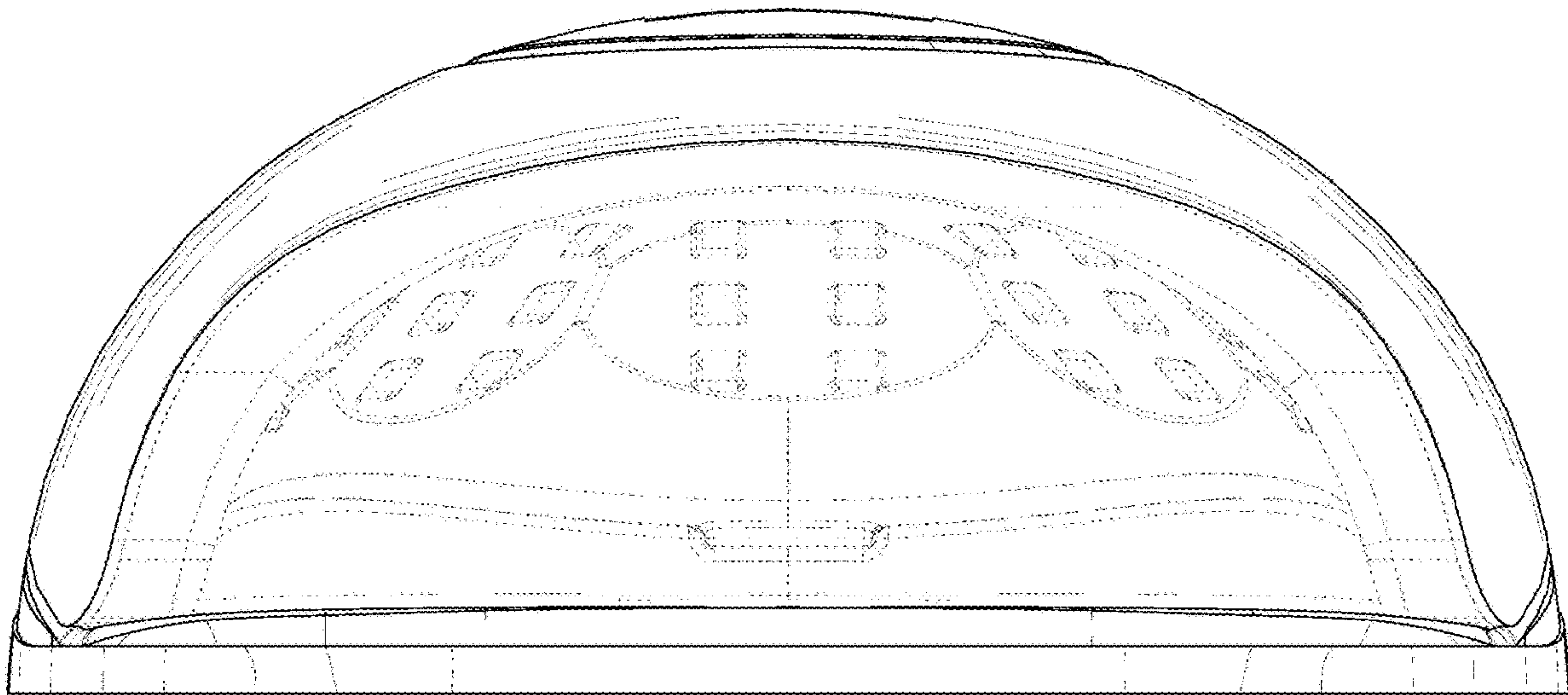


FIG. 6

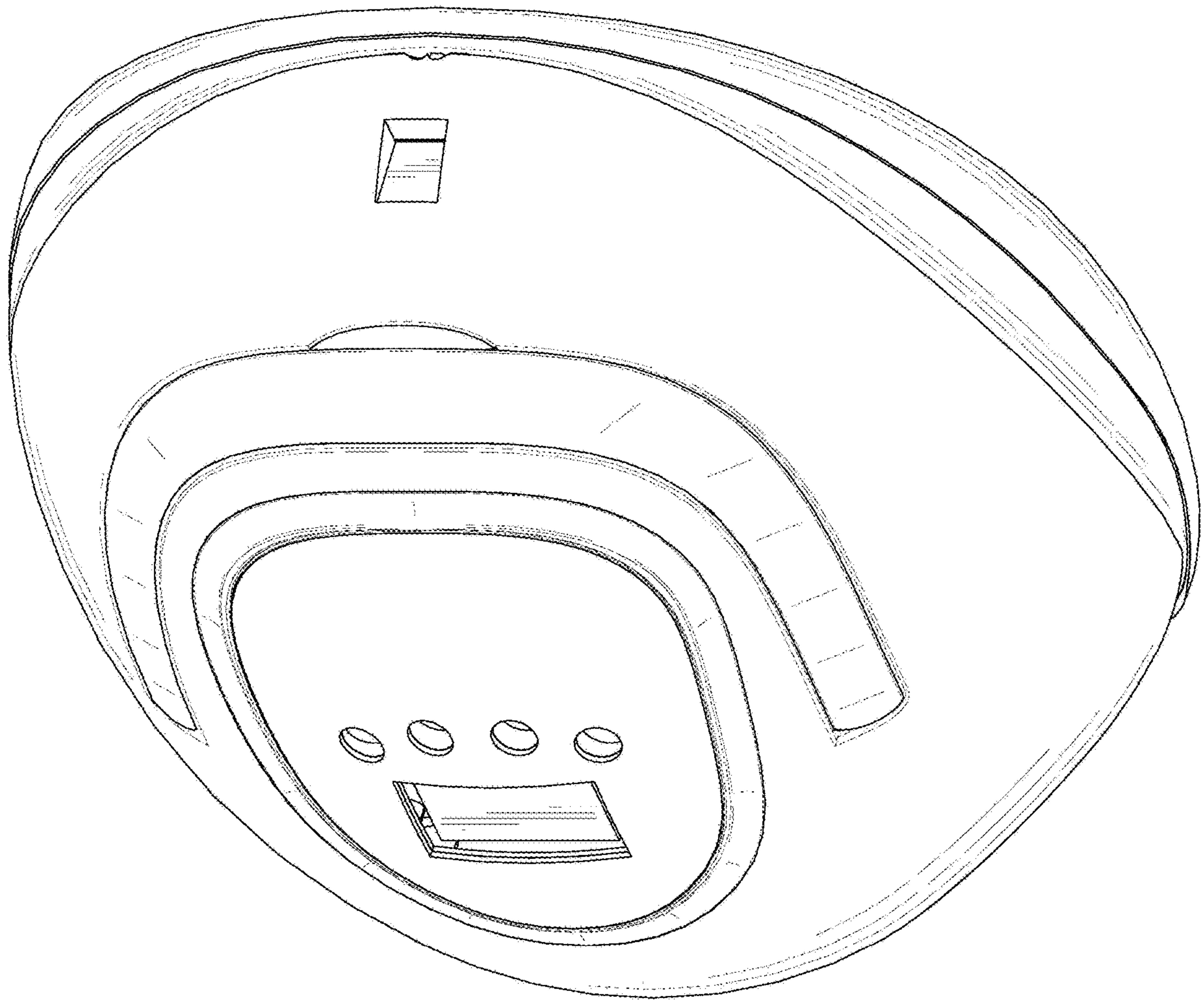


FIG. 7