

US00D948794S

(12) **United States Design Patent** (10) **Patent No.:** **US D948,794 S**
Ye (45) **Date of Patent:** **** Apr. 12, 2022**

(54) **NAIL DRYER**

(71) Applicant: **Feilong Ye, Yuyao (CN)**

(72) Inventor: **Feilong Ye, Yuyao (CN)**

(**) Term: **15 Years**

(21) Appl. No.: **29/774,171**

(22) Filed: **Mar. 15, 2021**

(30) **Foreign Application Priority Data**

Dec. 11, 2020 (CN) 202030763548.8

(51) **LOC (13) Cl.** **28-03**

(52) **U.S. Cl.**
USPC **D28/58; D28/54.1**

(58) **Field of Classification Search**
USPC D28/54.1, 58
CPC .. A45D 29/00; A45D 29/11; A45D 29/18-22;
A45D 2200/205

See application file for complete search history.

(56) **References Cited**

U.S. PATENT DOCUMENTS

D692,617 S *	10/2013	Haile	D28/58
D702,400 S	4/2014	Valia et al.	
D734,548 S	7/2015	Dadon	
D747,828 S	1/2016	Vu et al.	
D820,522 S *	6/2018	Colin	D28/58
D827,203 S *	8/2018	Ouyang	D28/58
D838,042 S *	1/2019	Ouyang	D28/58
D838,043 S *	1/2019	Ouyang	D28/58
D840,106 S *	2/2019	Ouyang	D28/58
D842,546 S *	3/2019	Ouyang	D28/58
D850,724 S *	6/2019	Luo	D28/58
D853,032 S *	7/2019	Ouyang	D28/58
D853,033 S *	7/2019	Ouyang	D28/58
D853,034 S *	7/2019	Ouyang	D28/58
D858,883 S *	9/2019	Wu	D28/58
D858,884 S *	9/2019	Wu	D28/58
D858,885 S *	9/2019	Wu	D28/58

D864,485 S *	10/2019	Ouyang	D28/58
D872,369 S *	1/2020	Le	D28/58
D880,068 S *	3/2020	Wu	D28/58
D890,431 S *	7/2020	Hsieh	D28/58
D899,691 S *	10/2020	Fan	D28/58
D900,396 S *	10/2020	Zhang	D28/58
D909,682 S *	2/2021	Wu	D28/58
D914,291 S *	3/2021	Bui	D28/58
D914,982 S *	3/2021	Hurter	D28/58
D919,184 S *	5/2021	Feng	D28/58
D920,576 S *	5/2021	Liu	D28/58
11,058,202 B1 *	7/2021	Luu	H05B 45/10
11,134,813 B2 *	10/2021	Ma	A45D 29/18
D937,487 S *	11/2021	Zhang	D28/58

(Continued)

OTHER PUBLICATIONS

UV Light for nails Bigbear, www.amazon.com, first available Aug. 2021, 1 page (Year: 2021).*

Primary Examiner — Jennifer Rivard
(74) *Attorney, Agent, or Firm* — W&KIP

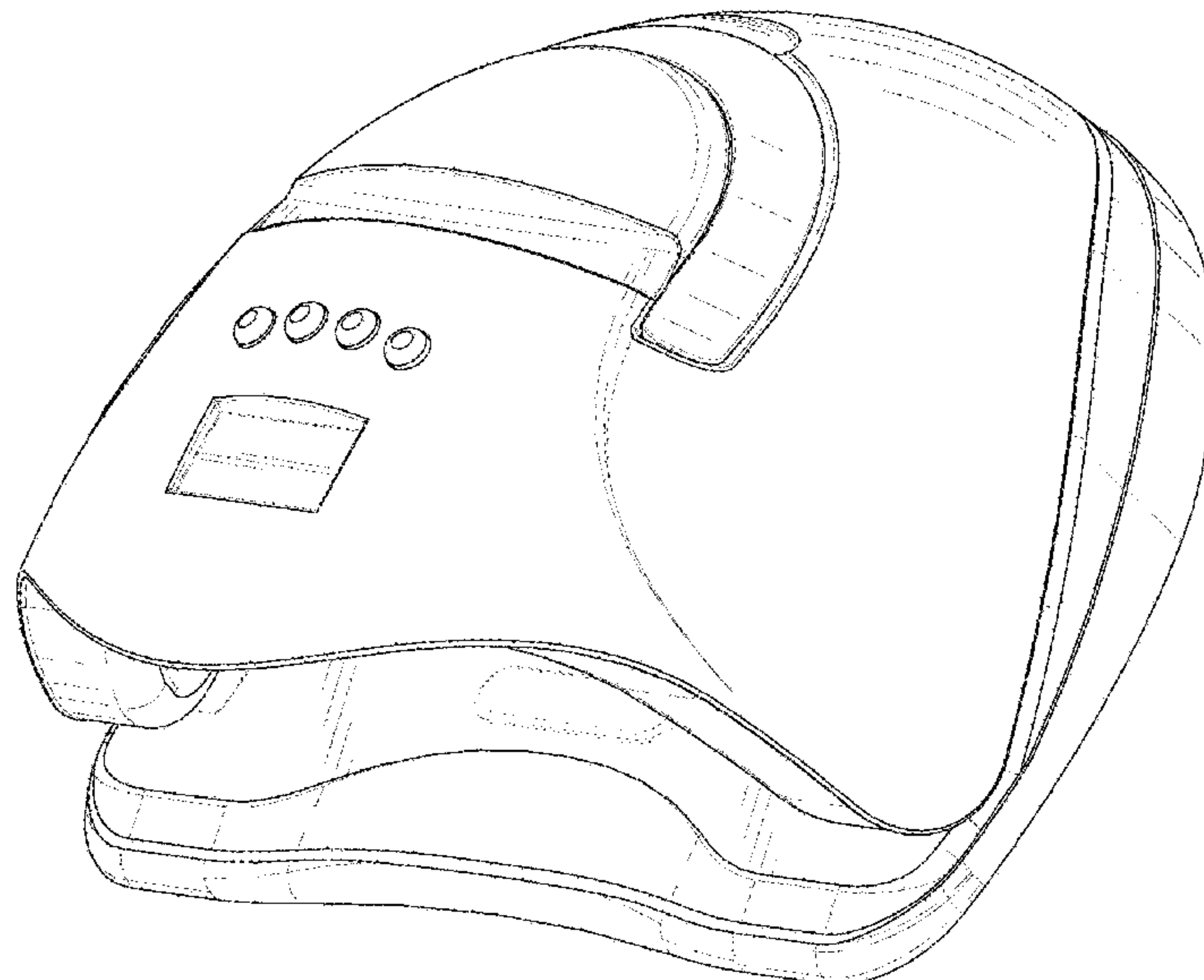
(57) **CLAIM**

The ornamental design for a nail dryer, as shown and described.

DESCRIPTION

FIG. 1 is a front elevation view of a nail dryer showing my design;
FIG. 2 is a back elevation view thereof;
FIG. 3 is a left side view thereof;
FIG. 4 is a right side view thereof;
FIG. 5 is a top plan view thereof;
FIG. 6 is a bottom plan view thereof; and,
FIG. 7 is a perspective view thereof.
The dashed or broken lines shown in the drawings depict portions of the nail dryer in which the design is embodied that form no part of the claimed design.

1 Claim, 7 Drawing Sheets



(56)

References Cited

U.S. PATENT DOCUMENTS

2015/0290675 A1* 10/2015 Lin F21S 9/00
250/494.1
2016/0095409 A1* 4/2016 Jih A45D 29/00
34/202
2020/0170372 A1* 6/2020 Cheng A45D 29/00
2020/0237071 A1* 7/2020 Lee A45D 29/00
2021/0022473 A1* 1/2021 Hurter A45D 29/00
2021/0386179 A1* 12/2021 Yilmaz A45D 29/22
2021/0401146 A1* 12/2021 Ly A45D 29/18

* cited by examiner

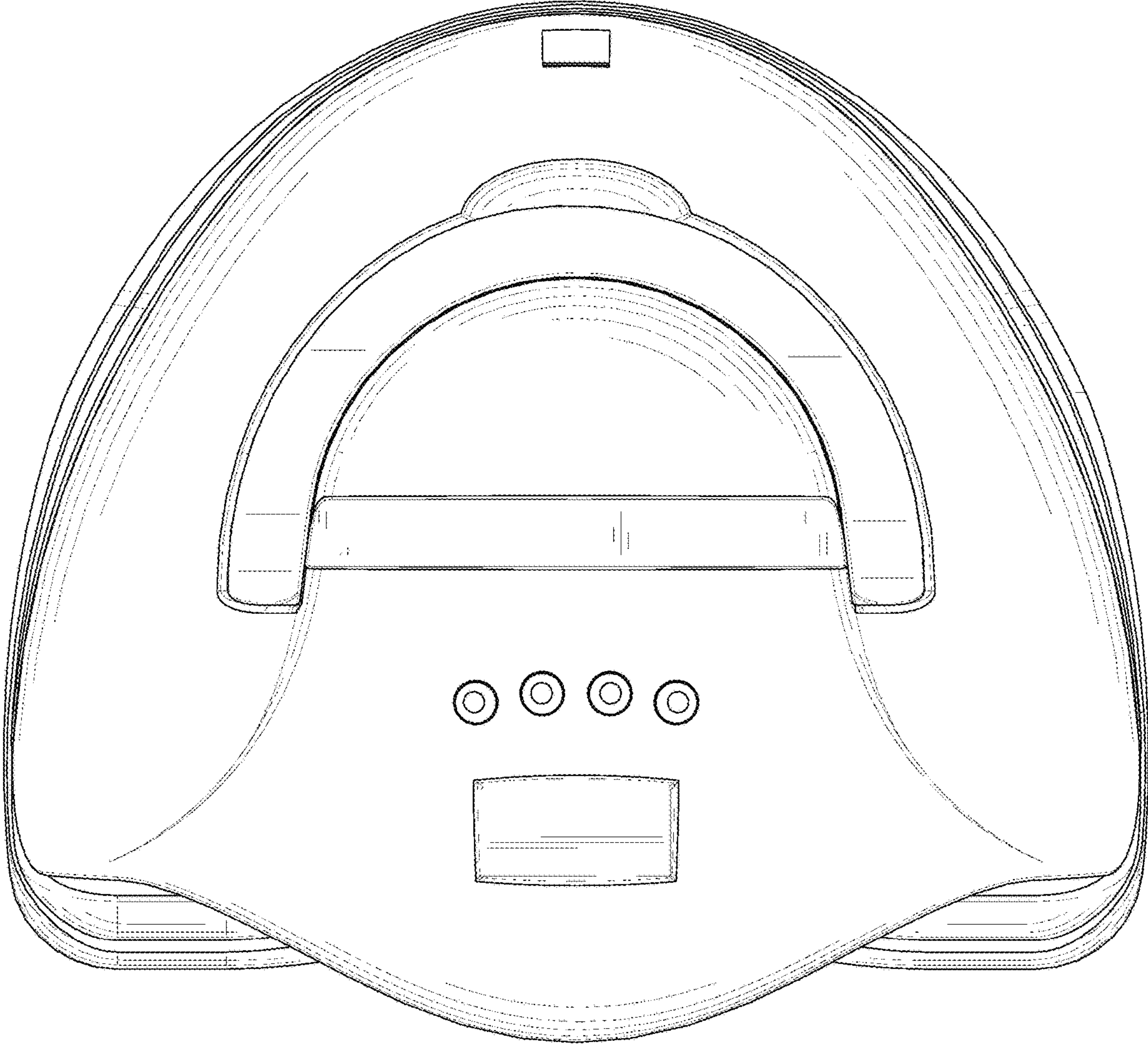


FIG. 1

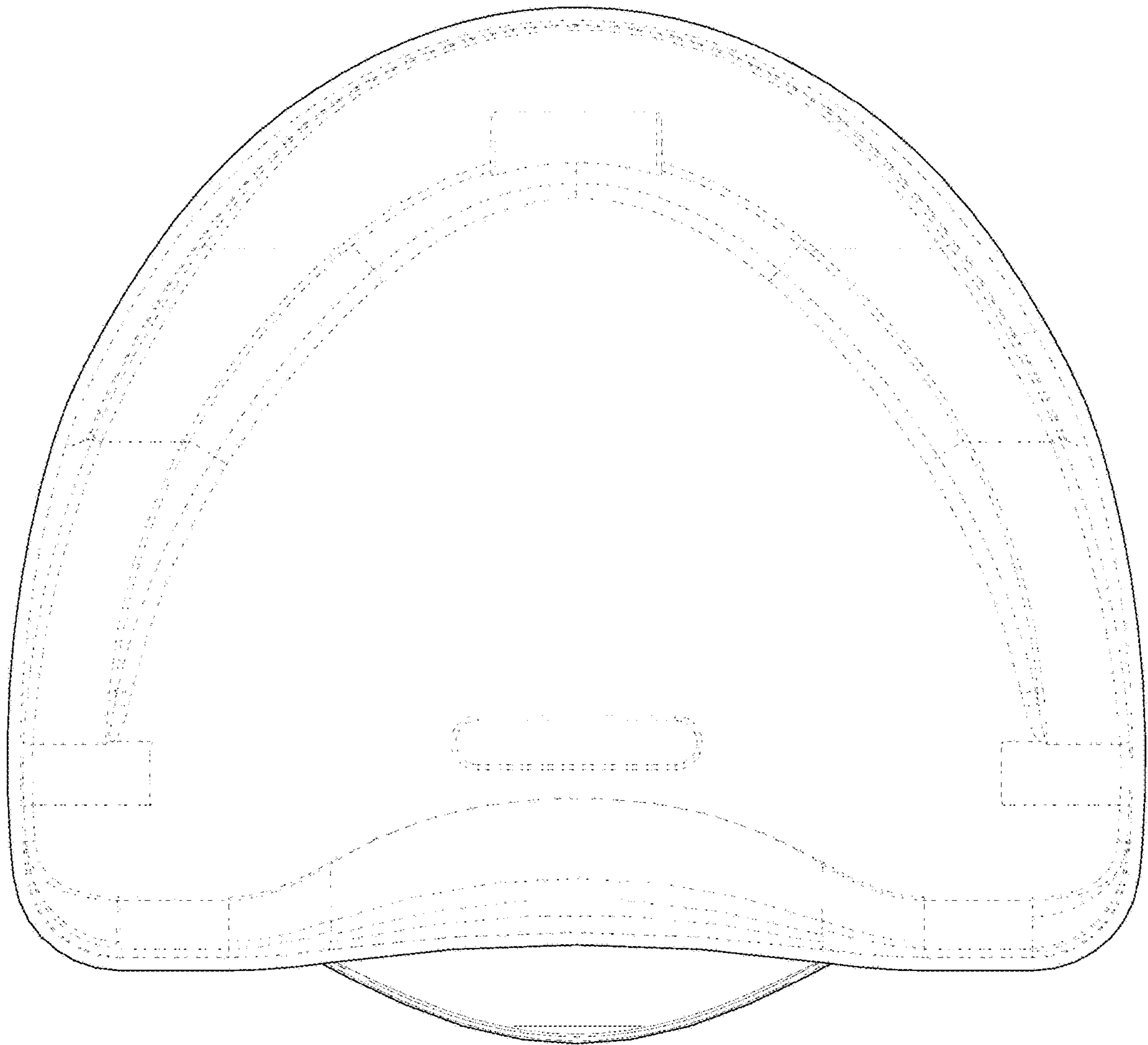


FIG. 2

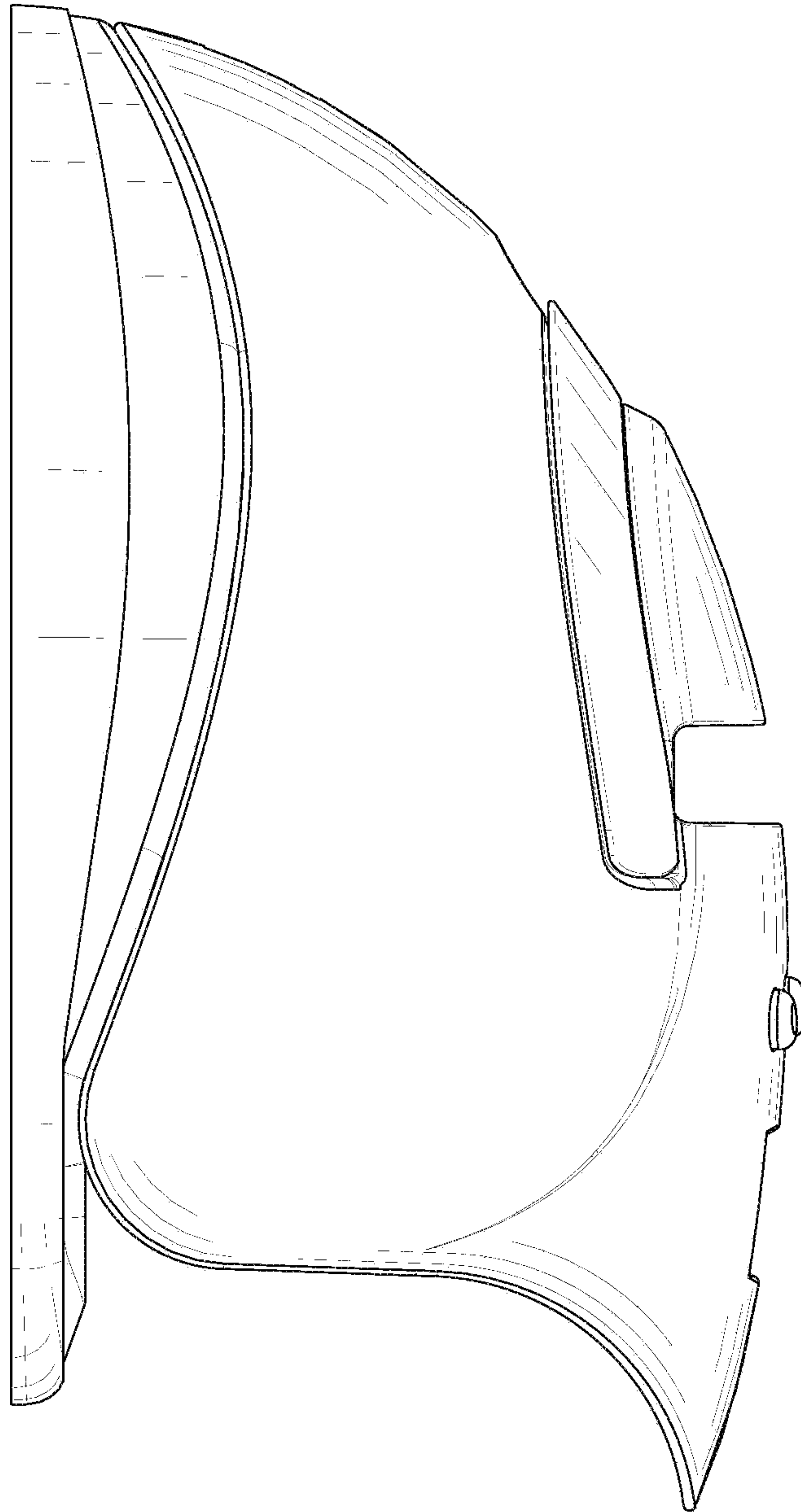


FIG. 3

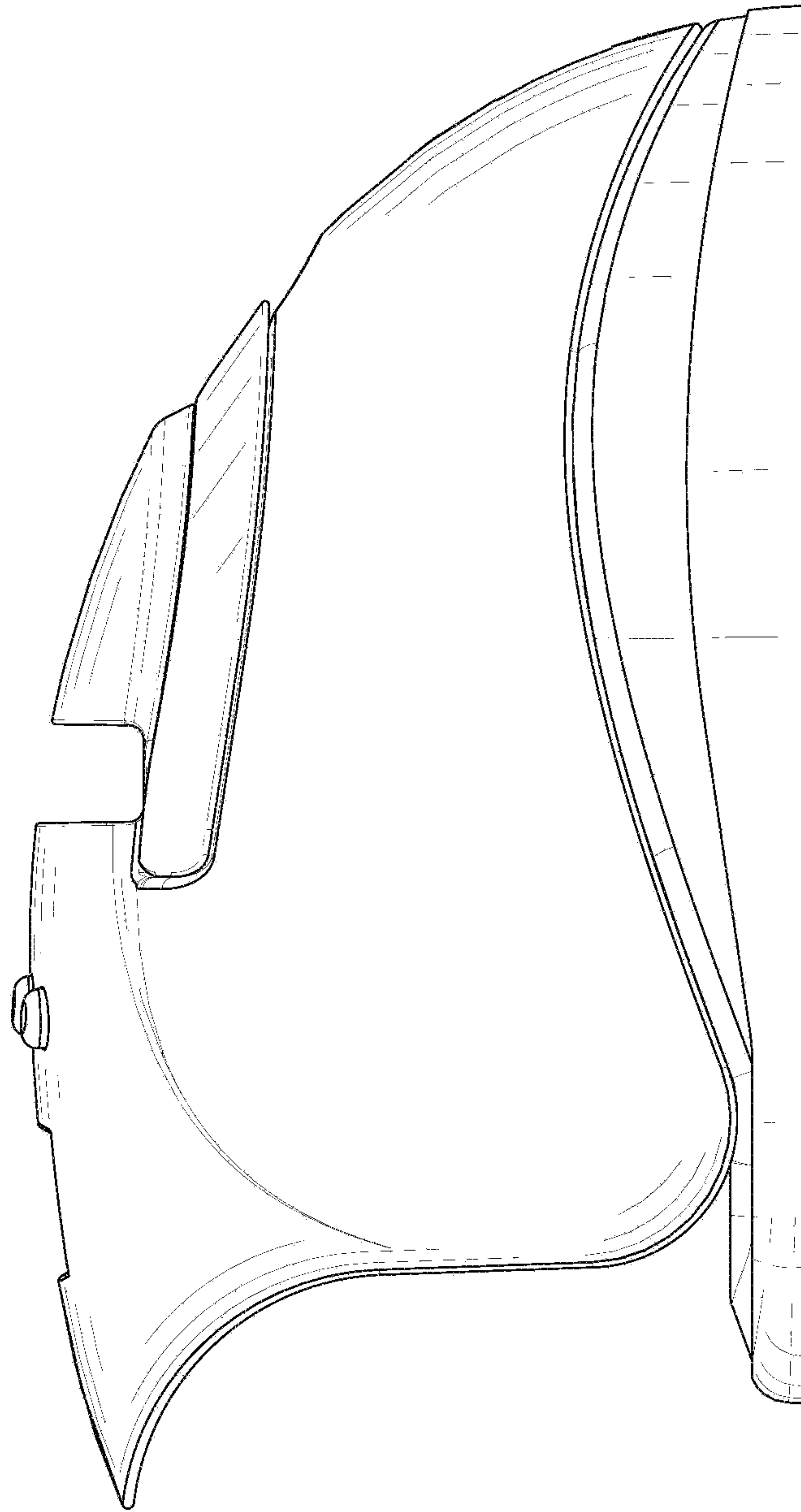


FIG. 4

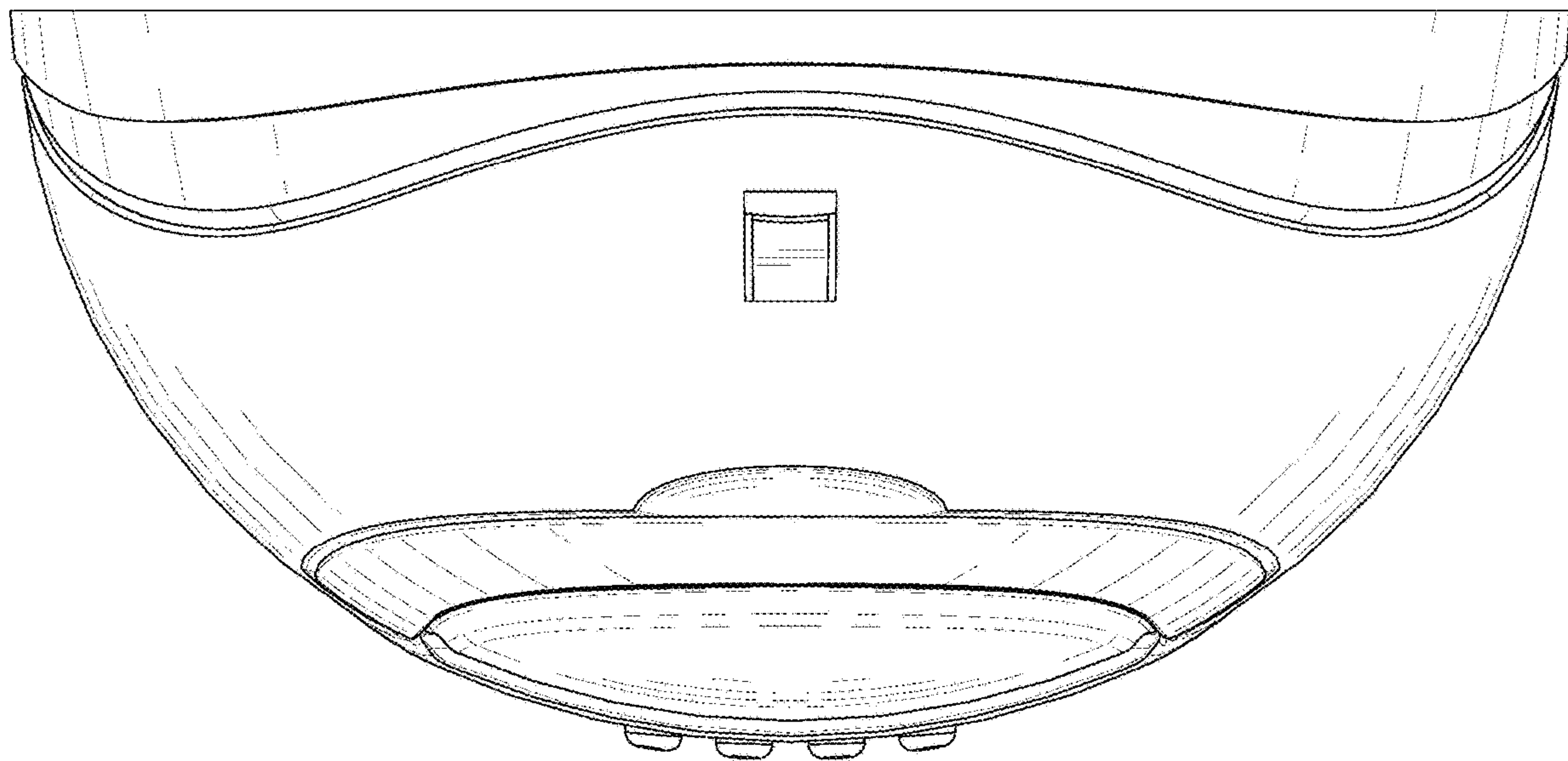


FIG. 5

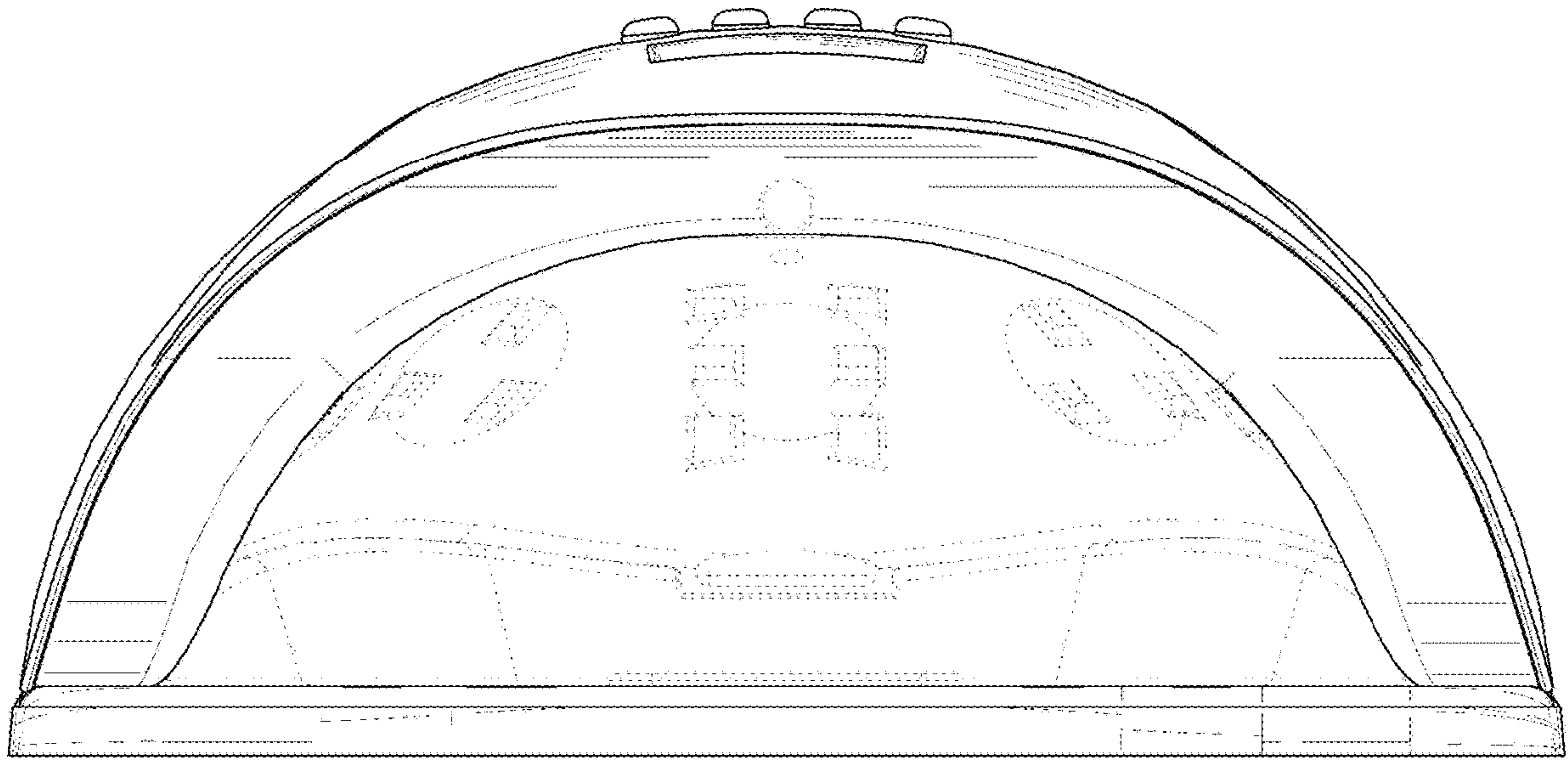


FIG. 6

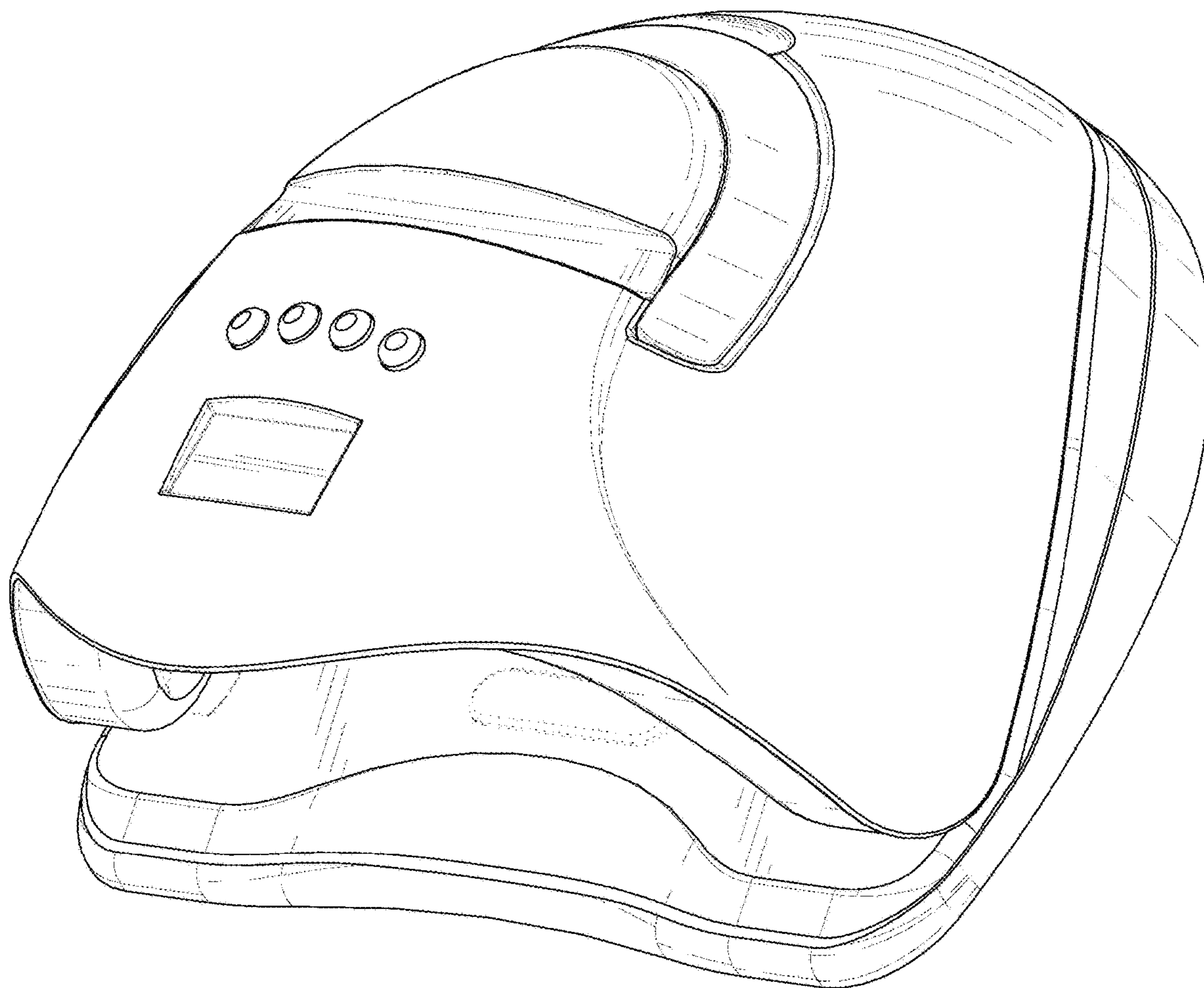


FIG. 7