



US00D948786S

(12) **United States Design Patent**  
**Huang**

(10) **Patent No.:** **US D948,786 S**

(45) **Date of Patent:** **\*\* Apr. 12, 2022**

(54) **HAIR IRON**

(71) Applicant: **GUANGDONG HUANENGDA  
ELECTRICAL APPLIANCES CO.,  
LTD, Jieyang (CN)**

(72) Inventor: **Minxun Huang, Jieyang (CN)**

(73) Assignee: **GUANGDONG HUANENGDA  
ELECTRICAL APPLIANCES CO.,  
LTD, Jieyang (CN)**

(\*\*) Term: **15 Years**

(21) Appl. No.: **29/781,284**

(22) Filed: **Apr. 29, 2021**

(51) **LOC (13) Cl.** ..... **28-03**

(52) **U.S. Cl.**  
USPC ..... **D28/35**

(58) **Field of Classification Search**  
USPC ..... D28/35, 24, 18, 37  
CPC .. A45D 24/007; A45D 2/00-002; A45D 1/00;  
A45D 1/04; A45D 1/06-14; A45D  
2/38-40; A45D 2001/004-008  
See application file for complete search history.

(56) **References Cited**

**U.S. PATENT DOCUMENTS**

D776,871 S \* 1/2017 Smith ..... D28/35  
D838,039 S \* 1/2019 Zhou ..... D28/35

D848,067 S \* 5/2019 Heffer ..... D28/18  
D876,721 S 2/2020 Lin  
D877,413 S 3/2020 Lin  
D901,770 S \* 11/2020 Wang ..... D28/35  
D933,957 S \* 10/2021 Guo ..... D28/35  
D934,499 S \* 10/2021 Xie ..... D28/35  
D934,501 S \* 10/2021 Huang ..... D28/35  
2014/0261524 A1\* 9/2014 Smith ..... A45D 1/14  
132/211  
2020/0205540 A1\* 7/2020 Wong ..... A45D 2/001

\* cited by examiner

*Primary Examiner* — Jennifer Rivard

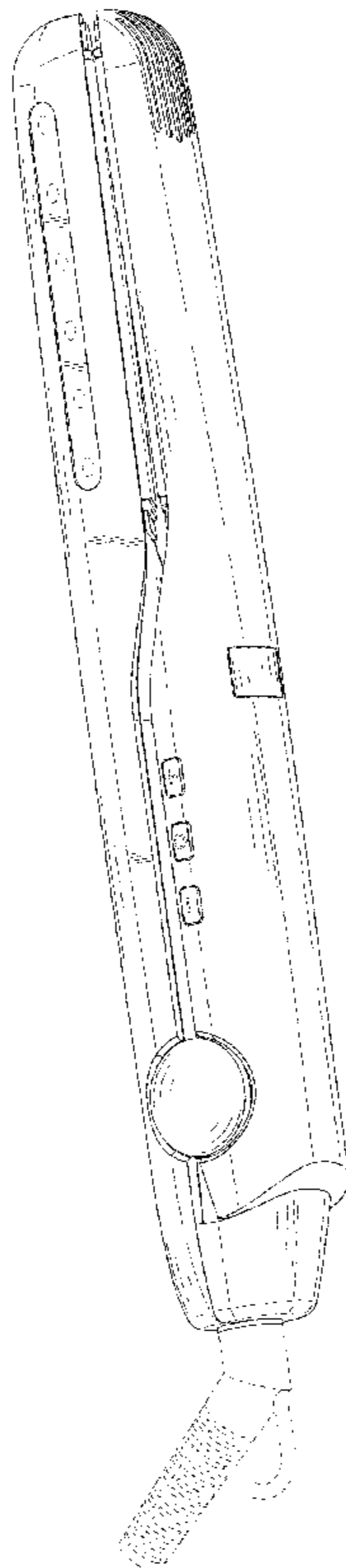
(57) **CLAIM**

The ornamental design for a hair iron, as shown and described.

**DESCRIPTION**

FIG. 1 is a perspective view of a hair iron showing my new design;  
FIG. 2 is another perspective view thereof;  
FIG. 3 is a front elevational view thereof;  
FIG. 4 is a rear elevational view thereof;  
FIG. 5 is a left side elevational view thereof;  
FIG. 6 is a right side elevational view thereof;  
FIG. 7 is a top plan view thereof;  
FIG. 8 is a bottom plan view thereof; and,  
FIG. 9 is a perspective view of the hair iron where the hair iron is in a configuration of use.  
The broken lines in the drawings depict portions of the hair iron that form no part of the claimed design.

**1 Claim, 9 Drawing Sheets**



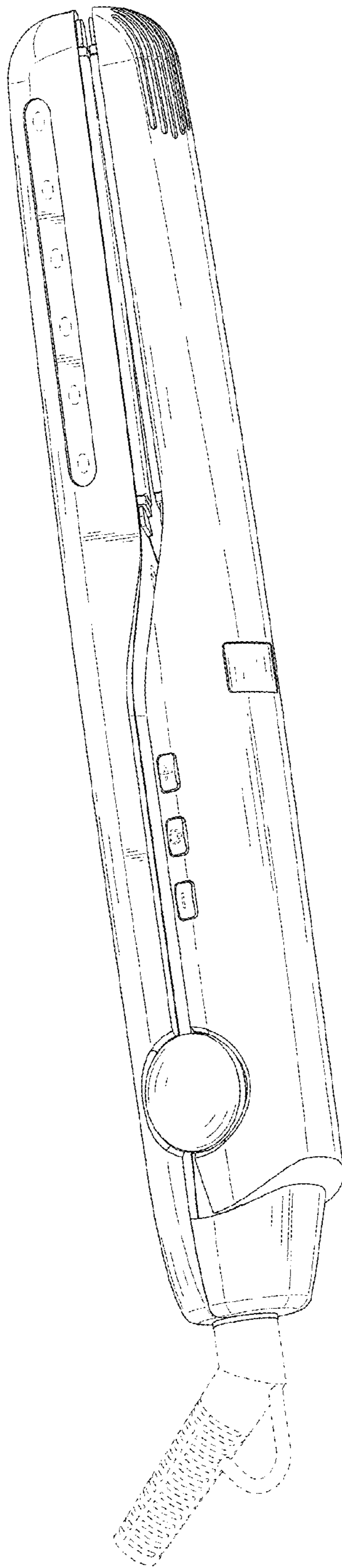


FIG. 1

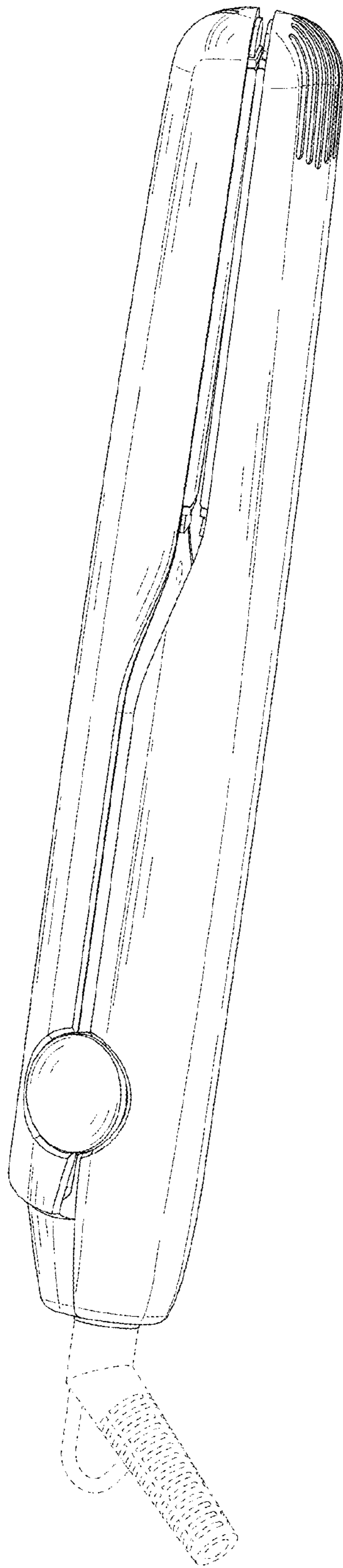


FIG. 2

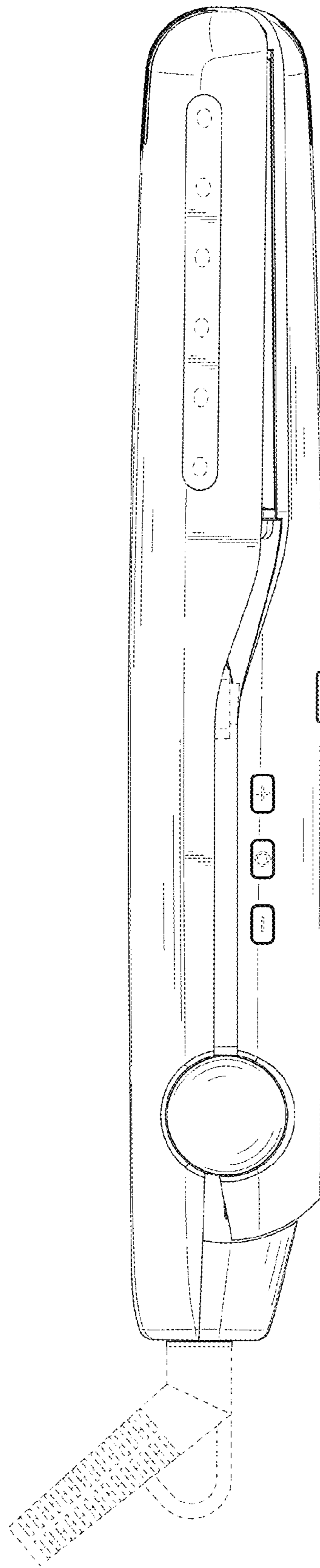


FIG. 3

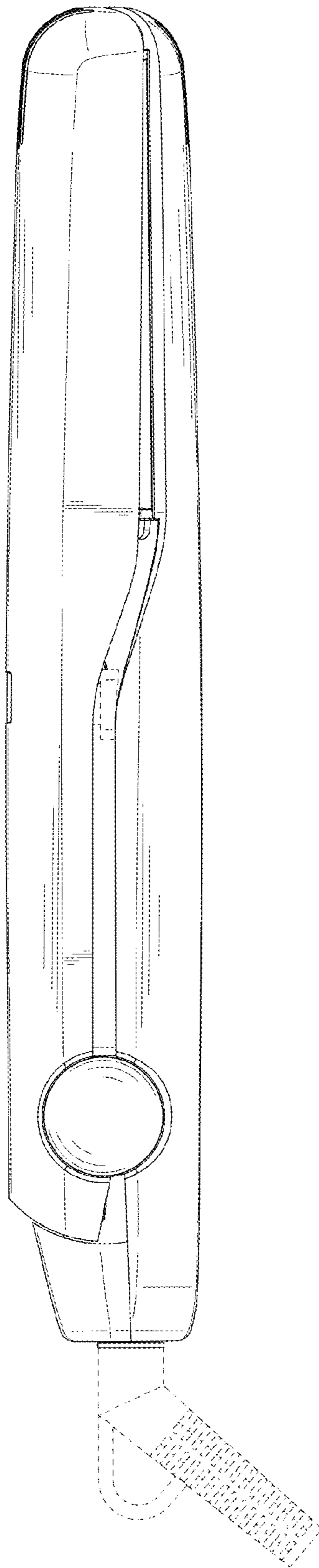


FIG. 4




FIG. 5

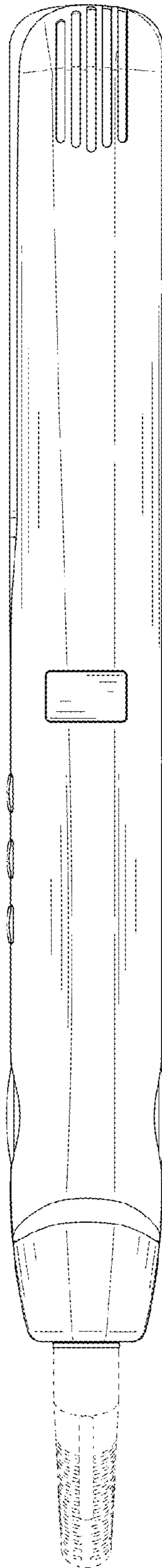


FIG. 6

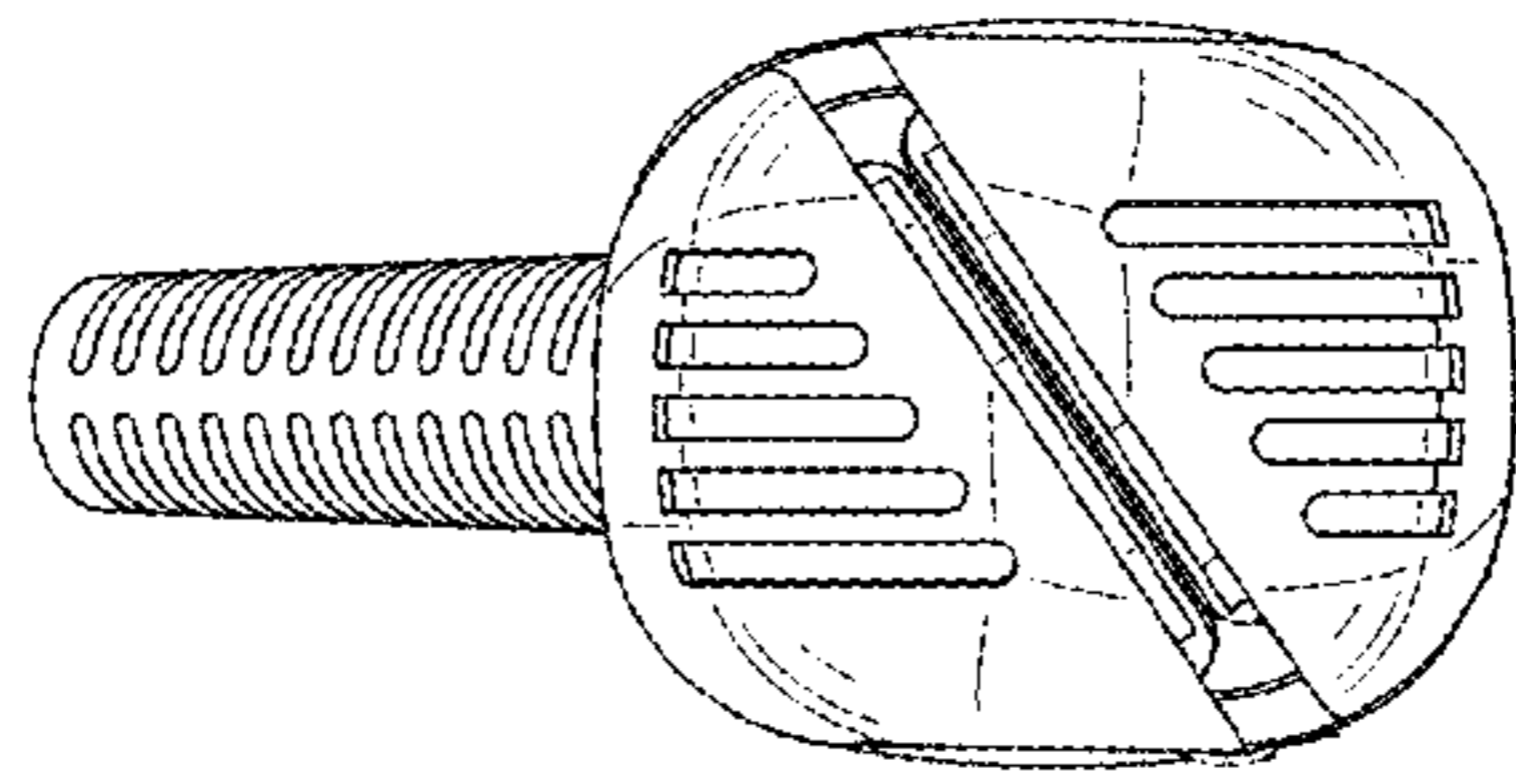


FIG. 7



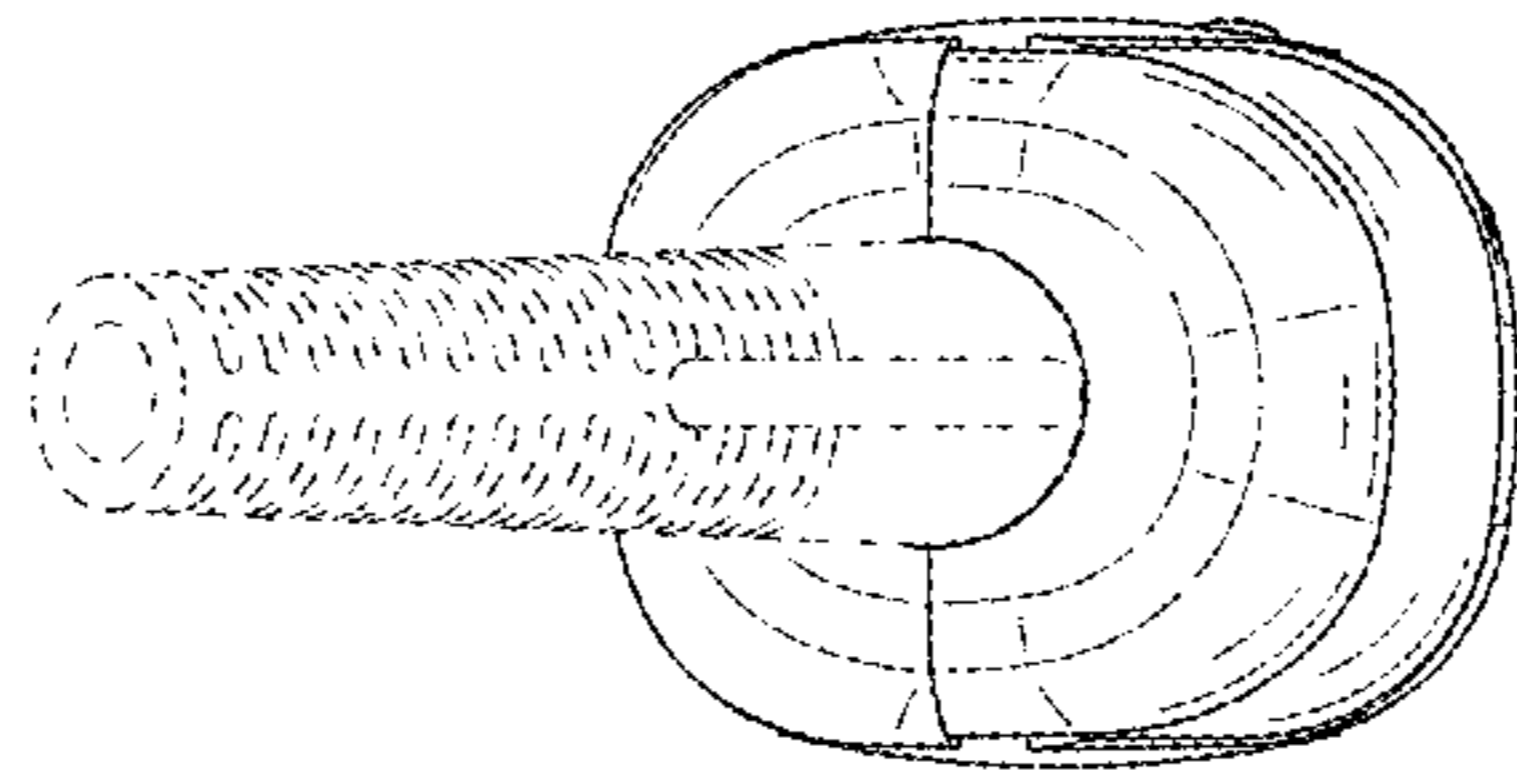


FIG. 8

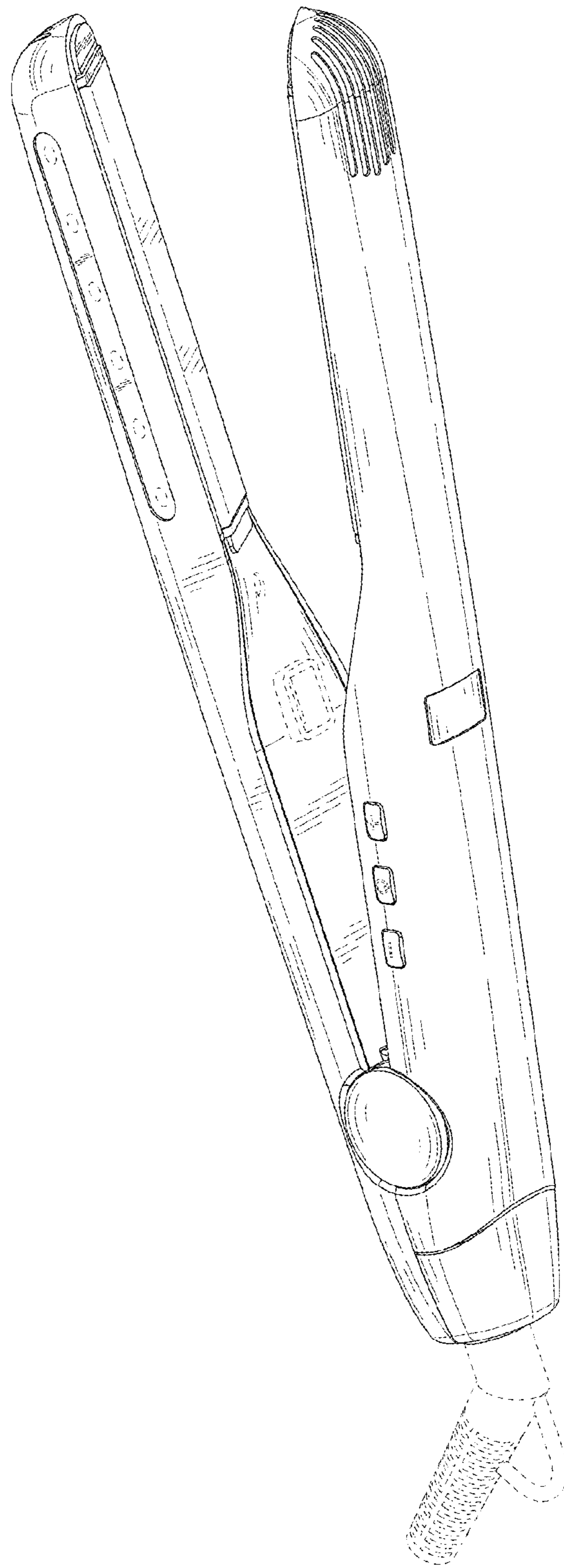


FIG. 9