



US00D948775S

(12) **United States Design Patent**
Li

(10) **Patent No.:** **US D948,775 S**

(45) **Date of Patent:** **** Apr. 12, 2022**

(54) **CEILING LIGHT**

(71) Applicant: **Jianshen Li**, Zhongshan (CN)

(72) Inventor: **Jianshen Li**, Zhongshan (CN)

(**) Term: **15 Years**

(21) Appl. No.: **29/781,892**

(22) Filed: **May 2, 2021**

(51) **LOC (13) Cl.** **26-03**

(52) **U.S. Cl.**
USPC **D26/89**

(58) **Field of Classification Search**
USPC D26/24, 72, 80, 84, 85, 89, 118, 74;
D10/106.6, 106.8
See application file for complete search history.

(56) **References Cited**

U.S. PATENT DOCUMENTS

D475,802 S	6/2003	Homann	
D601,744 S	10/2009	Sakuma	
D631,573 S *	1/2011	Yamamoto	D26/2
D634,057 S	3/2011	Nguyen et al.	
D640,823 S	6/2011	Hokazono et al.	
D729,969 S *	5/2015	Boyer	D26/74
D729,970 S	5/2015	Jepson	
D759,873 S	6/2016	Saaranen et al.	
D770,076 S *	10/2016	Li	D26/89
D773,103 S	11/2016	Recker et al.	
D783,883 S	4/2017	Cortez	
D808,565 S *	1/2018	Ambrozus	D26/74
D824,575 S *	7/2018	Boulanger	D26/89
D837,443 S	1/2019	Slaatto	
D848,659 S *	5/2019	Mou	D26/89
D852,402 S	6/2019	Zhu	
D860,485 S	9/2019	Yu	
D867,645 S *	11/2019	Ye	D26/74

D871,661 S	12/2019	Hsu et al.	
D885,638 S	5/2020	Guo	
D890,978 S	7/2020	Birchler et al.	
D910,224 S *	2/2021	Feldman	D26/74
D916,358 S	4/2021	Hsu et al.	
D925,806 S *	7/2021	Xia	D26/85
2017/0009962 A1 *	1/2017	Feit	F21V 21/03
2018/0335185 A1 *	11/2018	Boulanger	H02J 9/065
2021/0318486 A1 *	10/2021	Li	G02B 6/0083

OTHER PUBLICATIONS

Renata LED Wall/Ceiling Light by Huxe. Designed in 22019. Product ID: E2GP295739, available from ylighting.com, visited Jun. 3, 2021. (Year: 2021).*

* cited by examiner

Primary Examiner — Clare E Hefflin

(74) *Attorney, Agent, or Firm* — Xiaofang Zhong; Law Office of Xiaofang Zhong, PLLC

(57) **CLAIM**

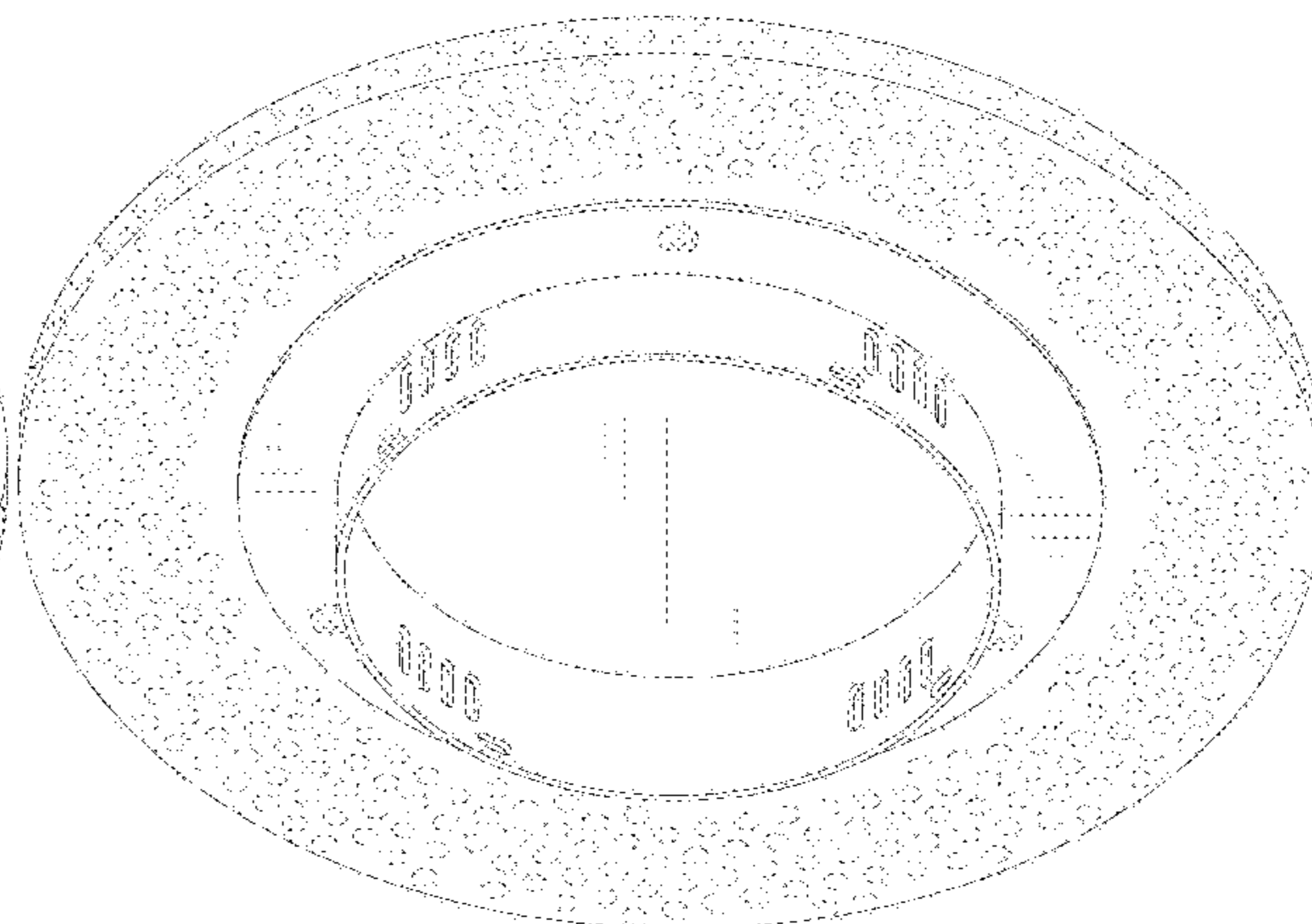
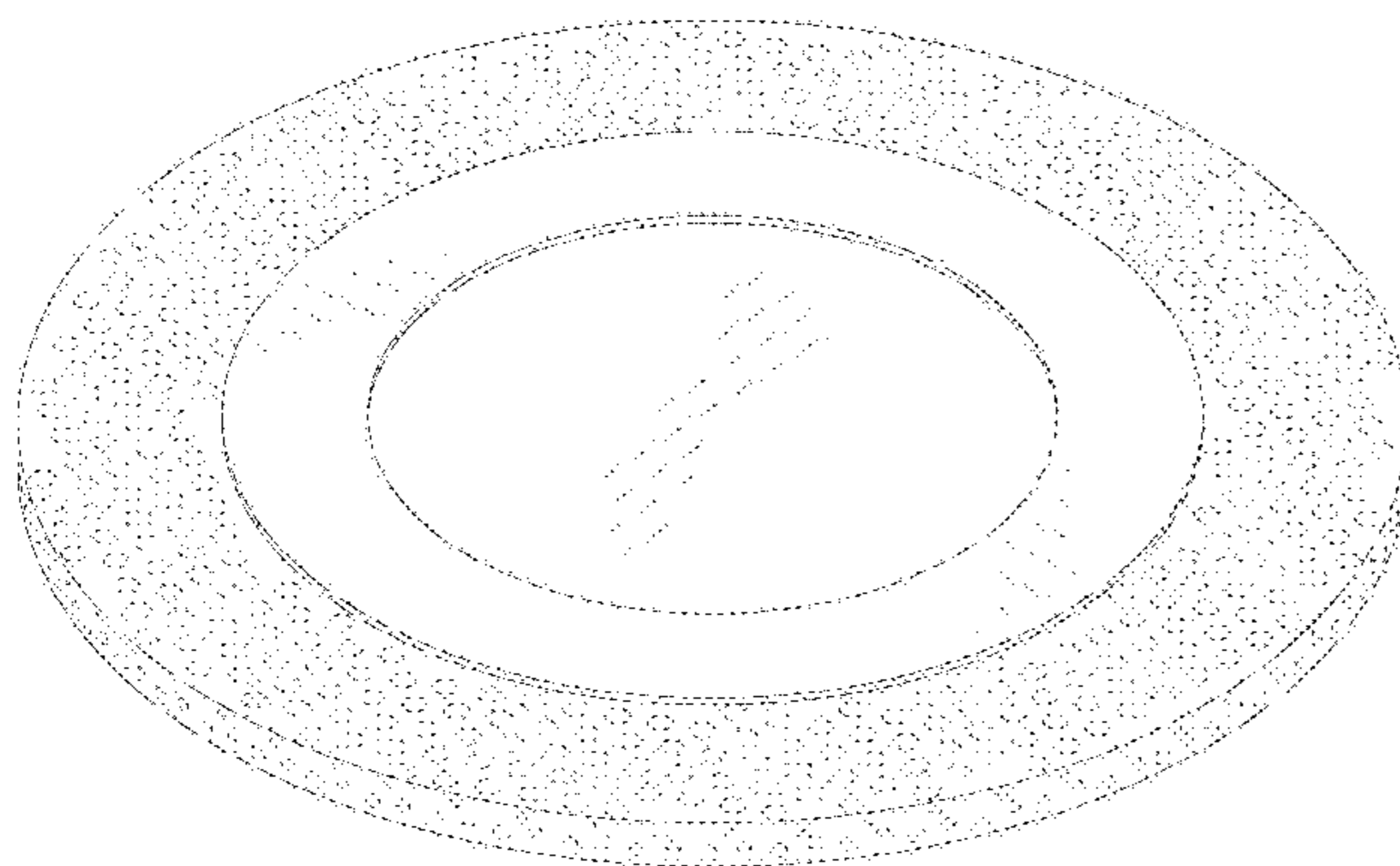
The ornamental design for a ceiling light, as shown and described.

DESCRIPTION

FIG. 1 is a perspective view of a ceiling light showing my new design;
FIG. 2 is another perspective view thereof;
FIG. 3 is a front elevational view thereof;
FIG. 4 is a back elevational view thereof;
FIG. 5 is a left side elevational view thereof;
FIG. 6 is a right side elevational view thereof;
FIG. 7 is a top plan view thereof; and,
FIG. 8 is a bottom plan view thereof.

The broken lines in the drawings depict portions of the ceiling light that form no part of the claimed design.

1 Claim, 8 Drawing Sheets



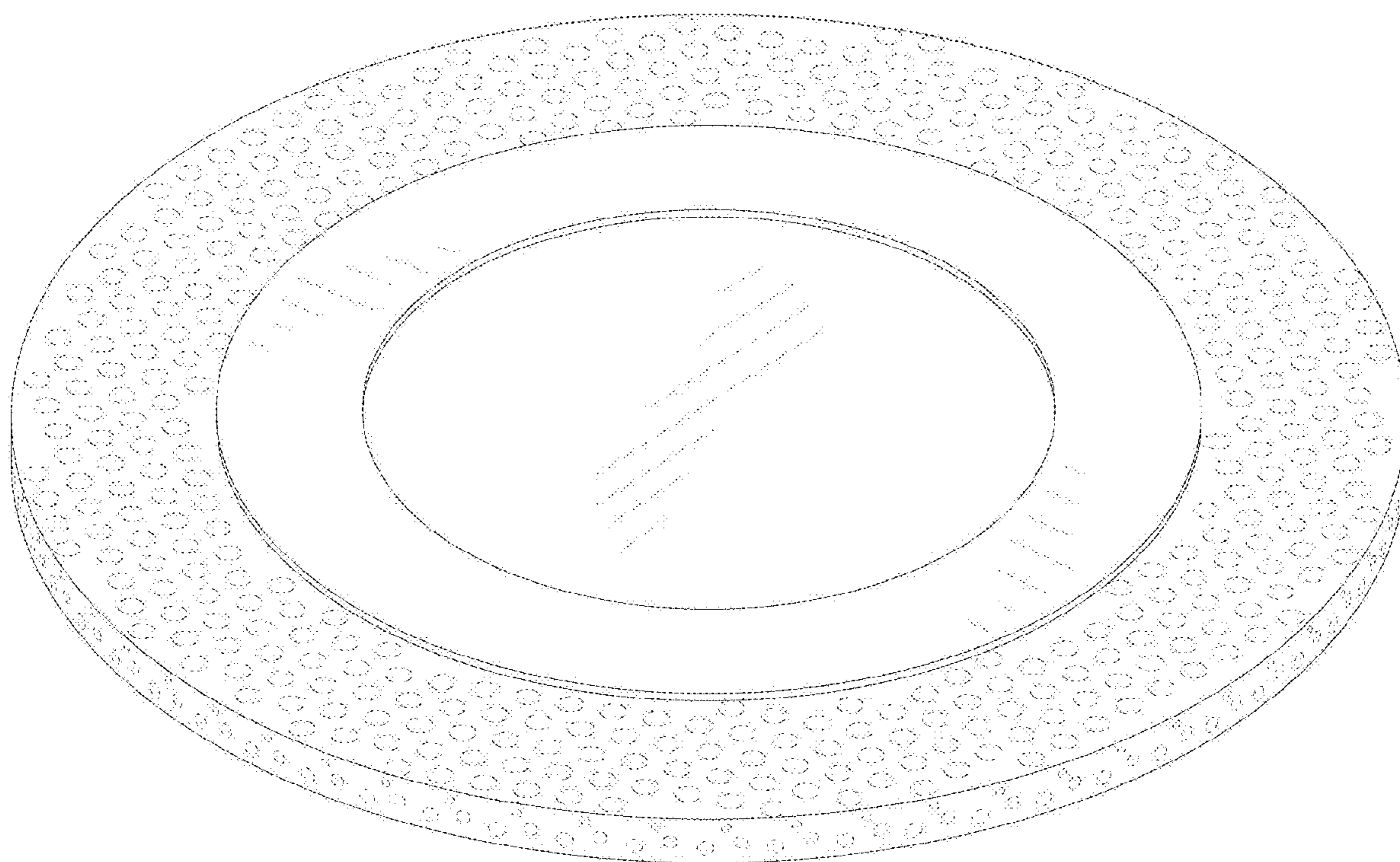


FIG.1

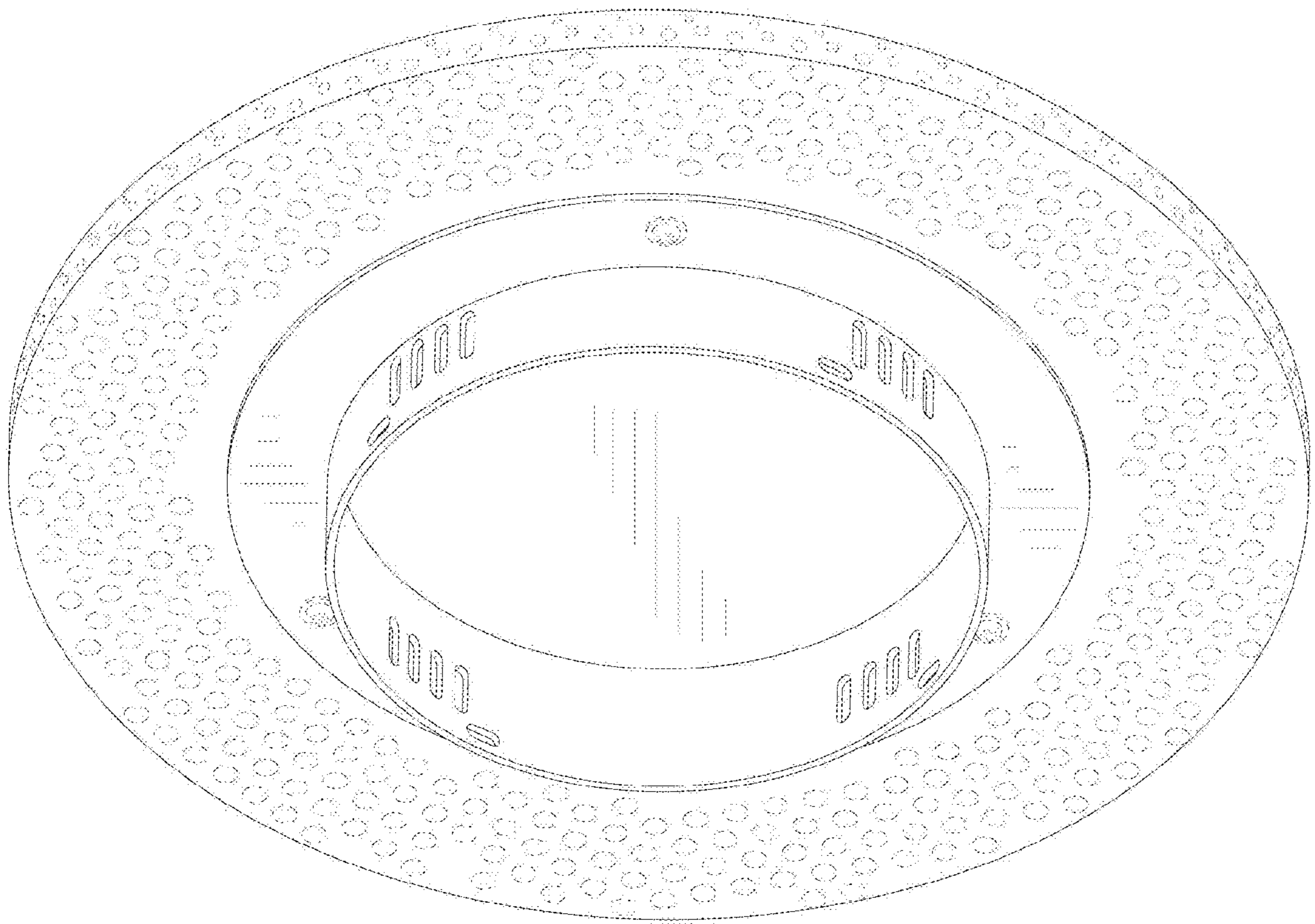


FIG. 2

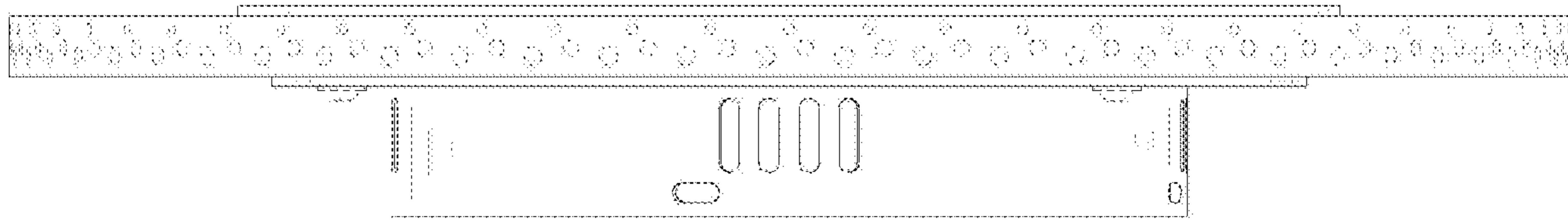


FIG. 3

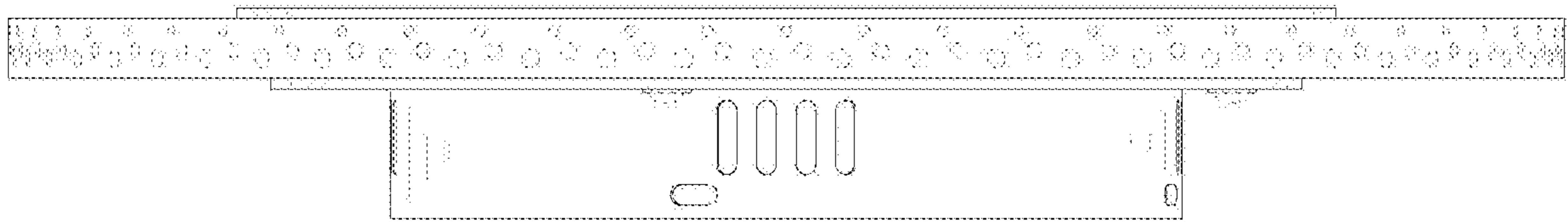


FIG.4

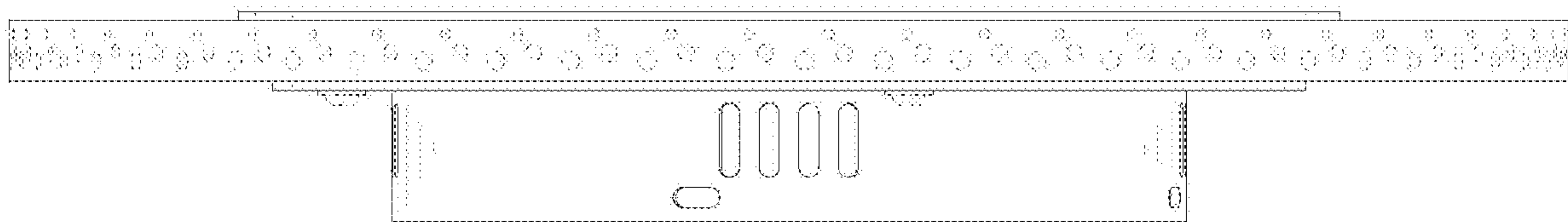


FIG. 5

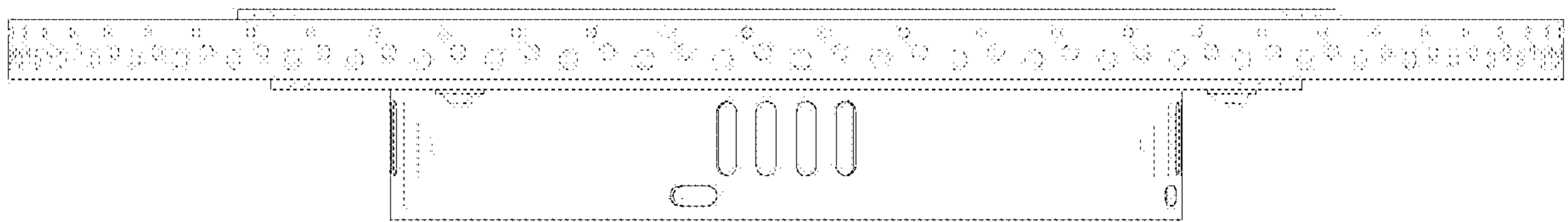


FIG. 6




FIG. 7




FIG. 8