



US00D948750S

(12) **United States Design Patent** (10) **Patent No.:** **US D948,750 S**
Paya-Marin (45) **Date of Patent:** **** Apr. 12, 2022**

(54) **ROOFLIGHT** 7,395,636 B2 * 7/2008 Blomberg E04D 13/03
359/591
(71) Applicant: **Kingspan Holdings (IRL) Limited,** D794,216 S * 8/2017 Kastner D25/48.7
Cavan (IE) D817,515 S * 5/2018 Paya D25/48.7
D886,327 S * 6/2020 Horvath D25/48.7
(72) Inventor: **Miguel Paya-Marin,** Chester (GB) D916,325 S * 4/2021 Paya-Marin D25/103
2007/0180789 A1 * 8/2007 Valentz E04D 13/0305
52/200

(73) Assignee: **Kingspan Holdings (IRL) Limited,**
Kingscourt (IE)

(**) Term: **15 Years**

(21) Appl. No.: **29/771,268**

(22) Filed: **Feb. 22, 2021**

Related U.S. Application Data

(62) Division of application No. 29/683,060, filed on Mar. 11, 2019, now Pat. No. Des. 916,325.

(51) **LOC (13) Cl.** **25-02**

(52) **U.S. Cl.**
USPC **D25/103**

(58) **Field of Classification Search**
USPC D12/106, 401, 404; D23/325, 373, 387;
D25/47.1, 48.7, 48.8, 103
CPC F24F 7/00; F24F 7/02; F24F 7/025; B60H
1/00207; B60H 1/00357; B60H 1/00364;
B60H 1/00514; B60H 1/245; B60H 1/26;
B60H 1/262; E04D 13/03; E04D
13/0305; E04D 13/0315; E04D 13/0325;
E04D 13/033; Y10S 49/01; B60J 7/1642
See application file for complete search history.

(56) **References Cited**

U.S. PATENT DOCUMENTS

4,278,414 A * 7/1981 Weisner B29C 51/082
425/388
D489,462 S * 5/2004 Blomberg D25/48.7

FOREIGN PATENT DOCUMENTS

EM 003142678-0001 8/2018

OTHER PUBLICATIONS

U.S. Appl. No. 20/683,060, filed Mar. 11, 2019, Miguel Paya-Marin. SIG Signature Series Commercial Prismatic Skylights <<https://www.acuitybrands.com/products/detail/348064/sunoptics/sig/>> signature-series-commercial-prismatic-skylights Jun. 2016 (Year: 2016).

* cited by examiner

Primary Examiner — Leanne Was-Englehart

(74) *Attorney, Agent, or Firm* — Harness, Dickey & Pierce, P.L.C.

(57) **CLAIM**

The ornamental design for a rooflight, as shown and described.

DESCRIPTION

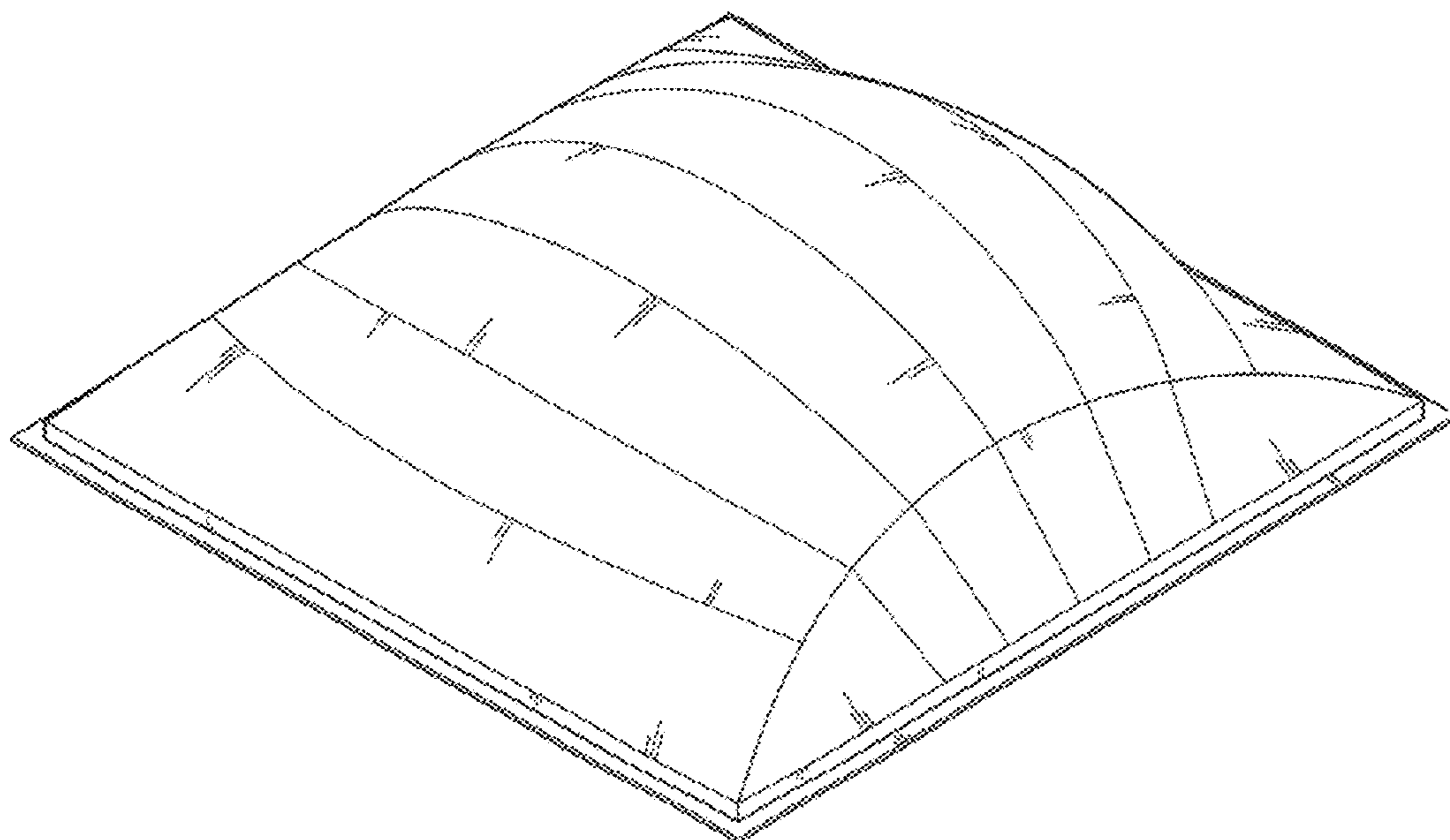
FIG. 1 is a front perspective view of a rooflight of our design.

FIG. 2 is a side elevation view of FIG. 1.

FIG. 3 is a top plan view of FIG. 1; and,

FIG. 4 is a front elevation view of FIG. 1.

1 Claim, 4 Drawing Sheets



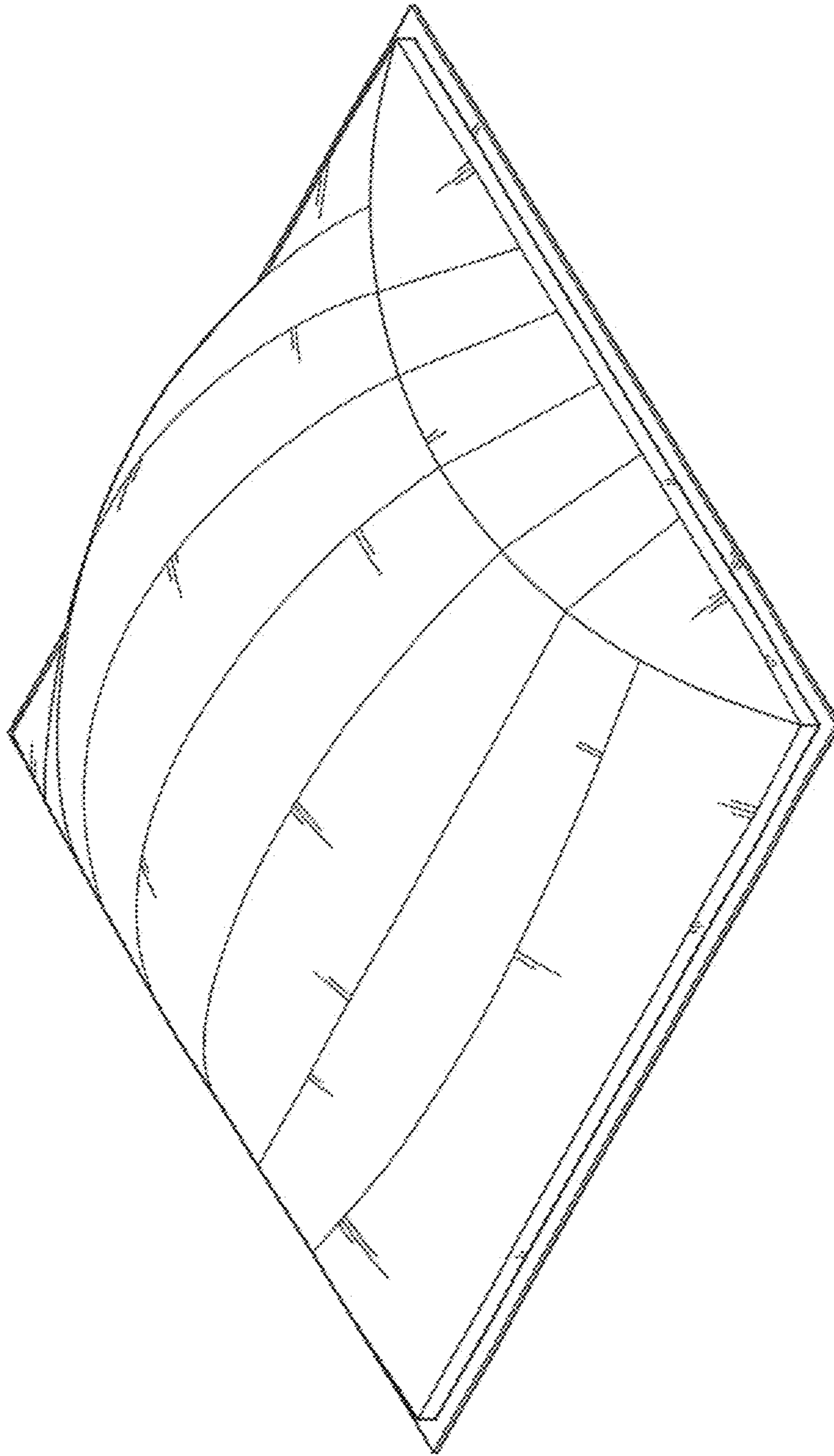


Fig. 1

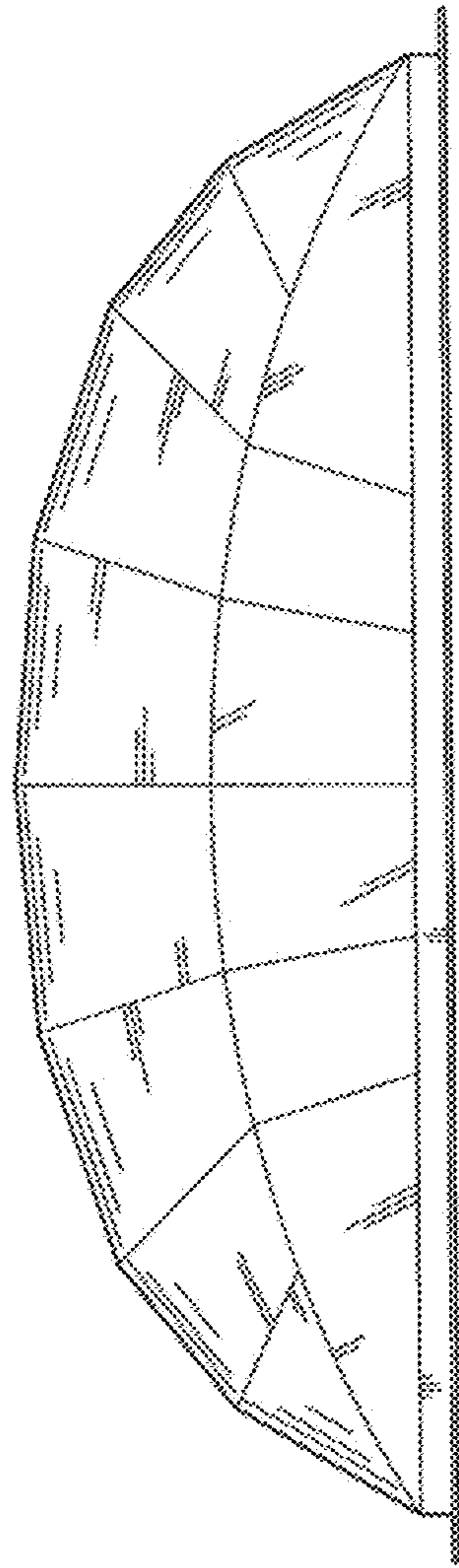


Fig. 2

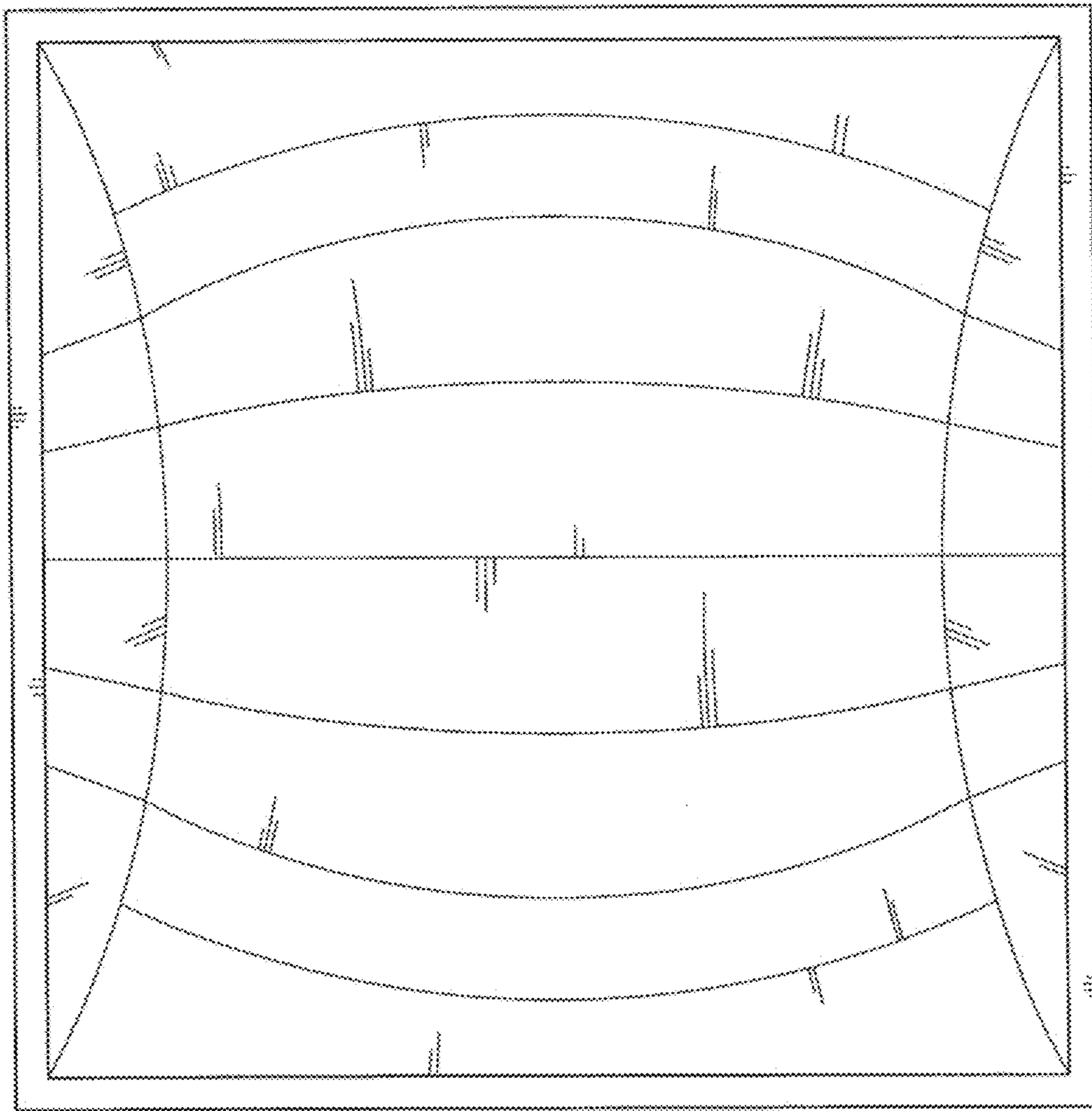


FIG. 3

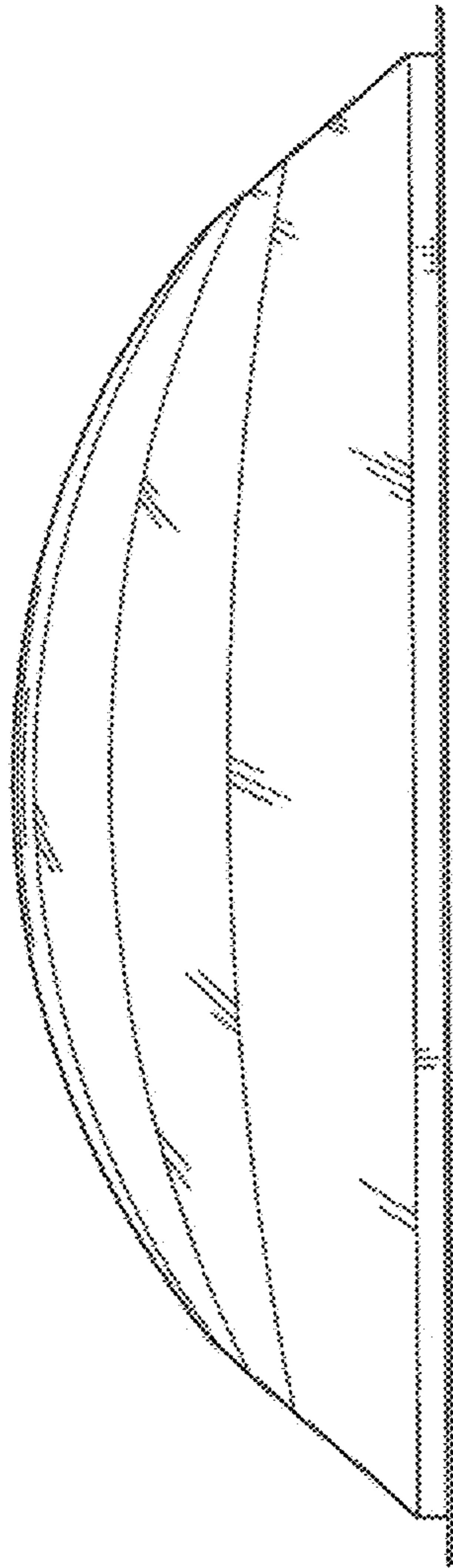


Fig. 4