



US00D948705S

(12) **United States Design Patent**  
**Cotton et al.**

(10) **Patent No.:** **US D948,705 S**  
(45) **Date of Patent:** **\*\* Apr. 12, 2022**

(54) **INHALER**

(71) Applicant: **Vectura Delivery Devices Limited**,  
Wiltshire (GB)

(72) Inventors: **Darryl Cotton**, Wiltshire (GB); **Roger Clarke**, Wiltshire (GB); **John Deamer**, Wiltshire (GB); **Andreas Meliniotis**, Wiltshire (GB)

(73) Assignee: **Vectura Delivery Devices Limited**,  
Wiltshire (GB)

(\*\*) Term: **15 Years**

(21) Appl. No.: **29/734,930**

(22) Filed: **May 15, 2020**

(30) **Foreign Application Priority Data**

Nov. 18, 2019 (EM) ..... 007255740

(51) **LOC (13) Cl.** ..... **24-04**

(52) **U.S. Cl.**  
USPC ..... **D24/110**

(58) **Field of Classification Search**  
USPC .... D24/107-108, 110, 110.5, 113, 127, 164,  
D24/167, 169, 185, 217, 231-232;  
(Continued)

(56) **References Cited**

**U.S. PATENT DOCUMENTS**

D307,388 S \* 4/1990 Newell ..... D3/203.2  
D459,252 S \* 6/2002 Radivojevic ..... D10/72  
(Continued)

**FOREIGN PATENT DOCUMENTS**

CN 306218929 \* 12/2020  
EM 007343769-0001 \* 12/2019  
(Continued)

**OTHER PUBLICATIONS**

[Vectura Signs Global Agreement With Hikma to Develop Generic Versions of GSK's Ellipta® Portfolio], vectura.com, announced Year 2018 [online], [site visited Sep. 10, 2021], Internet URL:

[https://www.vectura.com/wp-content/uploads/2020/03/Vectura\\_Briefing\\_Document\\_19.12.18\\_v8.1.pdf](https://www.vectura.com/wp-content/uploads/2020/03/Vectura_Briefing_Document_19.12.18_v8.1.pdf) (Year: 2018).\*

(Continued)

*Primary Examiner* — Jonathan J Han  
*Assistant Examiner* — Amanda J Berlinski  
(74) *Attorney, Agent, or Firm* — Davidson, Davidson & Kappel, LLC

(57) **CLAIM**

The ornamental design for an inhaler, as shown and described.

**DESCRIPTION**

FIG. 1 is a perspective view of an inhaler from above and one side with the mouthpiece cover in the closed position. FIG. 2 is a perspective view of the device from below and other side with the mouthpiece cover in the closed position. FIG. 3 is a front view of the device with the mouthpiece cover in the closed position. FIG. 4 is a rear view of the device with the mouthpiece cover in the closed position. FIG. 5 is a side view of the device with the mouthpiece cover in the closed position. FIG. 6 is the other side view of the device with the mouthpiece cover in the closed position. FIG. 7 is a top plan view of the device with the mouthpiece cover in the closed position. FIG. 8 is a bottom plan view of the device with the mouthpiece cover in the closed position. FIG. 9 is a perspective view of the device from above and one side with the mouthpiece cover in the open position. FIG. 10 is a perspective view of the device from below and other side with the mouthpiece cover in the open position. FIG. 11 is a front view of the device with the mouthpiece cover in the open position. FIG. 12 is a rear view of the device with the mouthpiece cover in the open position. FIG. 13 is a side view of the device with the mouthpiece cover in the open position. FIG. 14 is the other side view of the device with the mouthpiece cover in the open position.

(Continued)

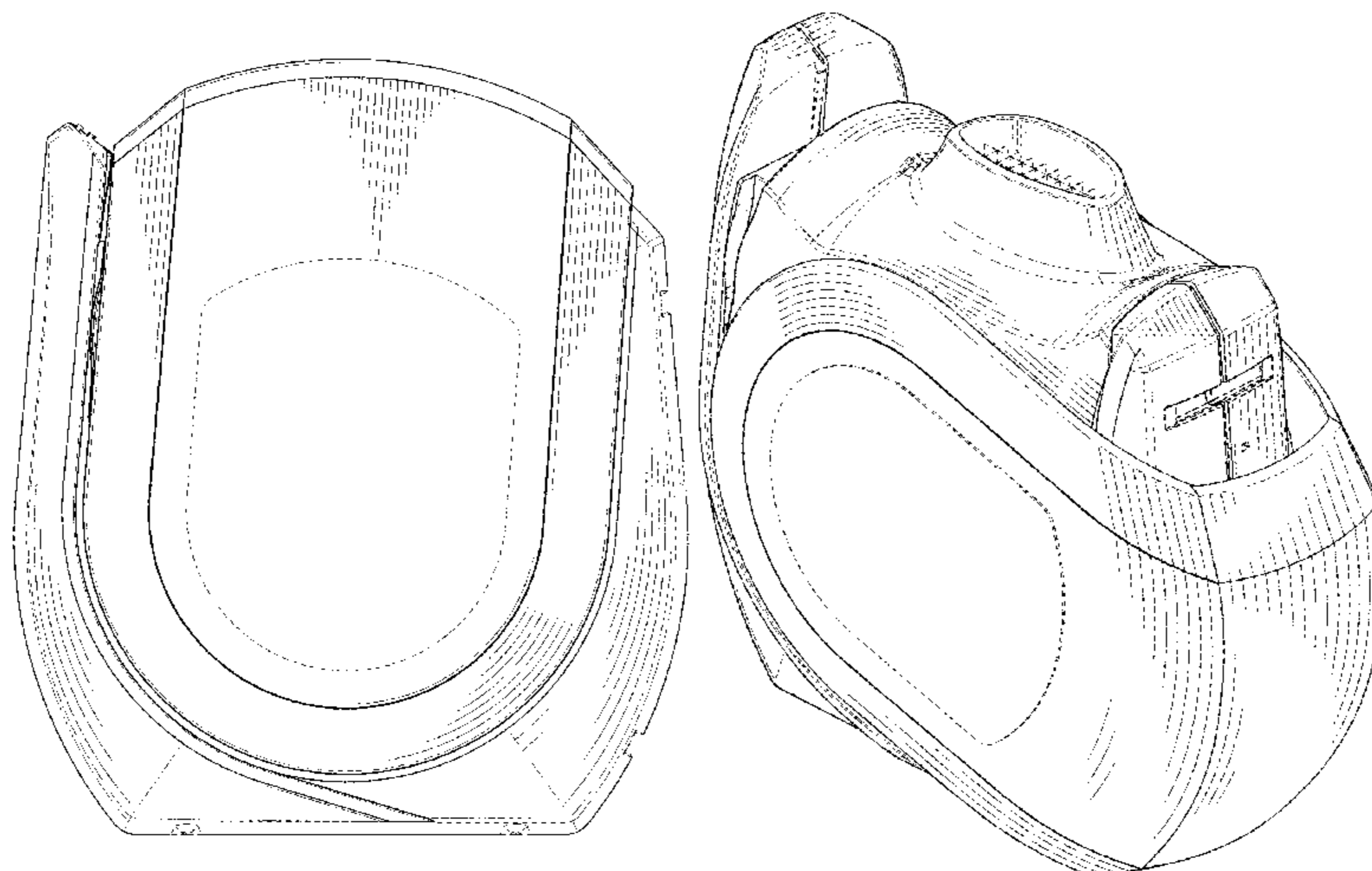


FIG. 15 is a top plan view of the device with the mouthpiece cover in the open position; and,  
 FIG. 16 is a bottom plan view of the device with the mouthpiece cover in the open position.  
 The broken lines in the drawings show portions of the inhaler that form no part of the claimed design.

**1 Claim, 14 Drawing Sheets**

(58) **Field of Classification Search**

USPC ..... D28/66; D10/70, 72; D3/201, 218, 273,  
 D3/295, 298; D7/630; D19/69; D9/420,  
 D9/422  
 CPC ..... A61M 15/008; A61M 15/0065; A61M  
 15/0068; A61M 15/00; A61M 15/0071;  
 A61M 11/00

See application file for complete search history.

(56) **References Cited**

U.S. PATENT DOCUMENTS

D460,255	S	*	7/2002	Hillman	.....	D3/218
D472,372	S	*	4/2003	Hassett	.....	D3/218
D502,807	S	*	3/2005	Jaron	.....	D3/273
D590,283	S	*	4/2009	Critelli	.....	D10/74
D593,884	S	*	6/2009	Wang	.....	D10/70
D609,009	S	*	2/2010	Schaal	.....	D3/294
D637,281	S	*	5/2011	Harvey	.....	D24/110
D667,105	S	*	9/2012	Zuyderhoudt	.....	D24/110
D684,684	S	*	6/2013	Grunstad	.....	D24/110
D693,458	S	*	11/2013	Wright	.....	D24/110
D720,096	S	*	12/2014	McDougall	.....	D28/66
D726,966	S	*	4/2015	McDougall	.....	D28/66
D755,950	S	*	5/2016	Meliniotis	.....	D24/110
D782,350	S	*	3/2017	Bridges	.....	D10/72
D783,429	S	*	4/2017	Wortelboer	.....	D10/72
D791,931	S	*	7/2017	Kang	.....	D24/110
D831,190	S	*	10/2018	Von Schuckmann	.....	D24/110

D855,792	S	*	8/2019	Toksoz	.....	D24/110
D869,638	S	*	12/2019	Shinichi	.....	D24/110
D885,850	S	*	6/2020	Trani	.....	D7/630
2008/0196718	A1	*	8/2008	Connell	.....	A61M 15/0055 128/203.15
2010/0126507	A1	*	5/2010	Lulla	.....	A61M 15/0048 128/203.15
2012/0097162	A1	*	4/2012	Keegstra	.....	A61M 15/0075 128/203.15
2012/0132205	A1	*	5/2012	Meliniotis	.....	A61M 15/0026 128/203.21
2012/0138055	A1	*	6/2012	Meliniotis	.....	A61M 15/0056 128/203.15
2015/0096563	A1	*	4/2015	Toksoz	.....	A61M 15/0051 128/203.15
2015/0151059	A1	*	6/2015	Meliniotis	.....	A61M 15/0056 128/203.15
2015/0174345	A1	*	6/2015	Toksoz	.....	A61M 15/0053 128/203.15
2016/0045684	A1	*	2/2016	Ono	.....	A61M 15/0045 128/203.15
2016/0175547	A1	*	6/2016	Nakamura	.....	A61M 15/0041 128/203.15
2018/0214647	A1	*	8/2018	Meliniotis	.....	A61M 15/0055
2019/0255264	A1	*	8/2019	Toksoz	.....	A61M 15/0026
2021/0268214	A1	*	9/2021	Clarke	.....	A61M 15/0025

FOREIGN PATENT DOCUMENTS

JP	D1590925	*	11/2017
JP	D1670251	*	10/2020

OTHER PUBLICATIONS

[Vectura Expands Dry Powder Inhaler Development and Manufacturing Capabilities at its Facility in Chippenham, U.K.], vectura.com, announced Year 2021 [online], [site visited Sep. 10, 2021], Internet URL: <https://www.vectura.com/about/news/vectura-expands-dry-powder-inhaler-development-and-manufacturing-capabilities-at-its-facility-in-chippenham-u-k/> (Year: 2021).\*

\* cited by examiner

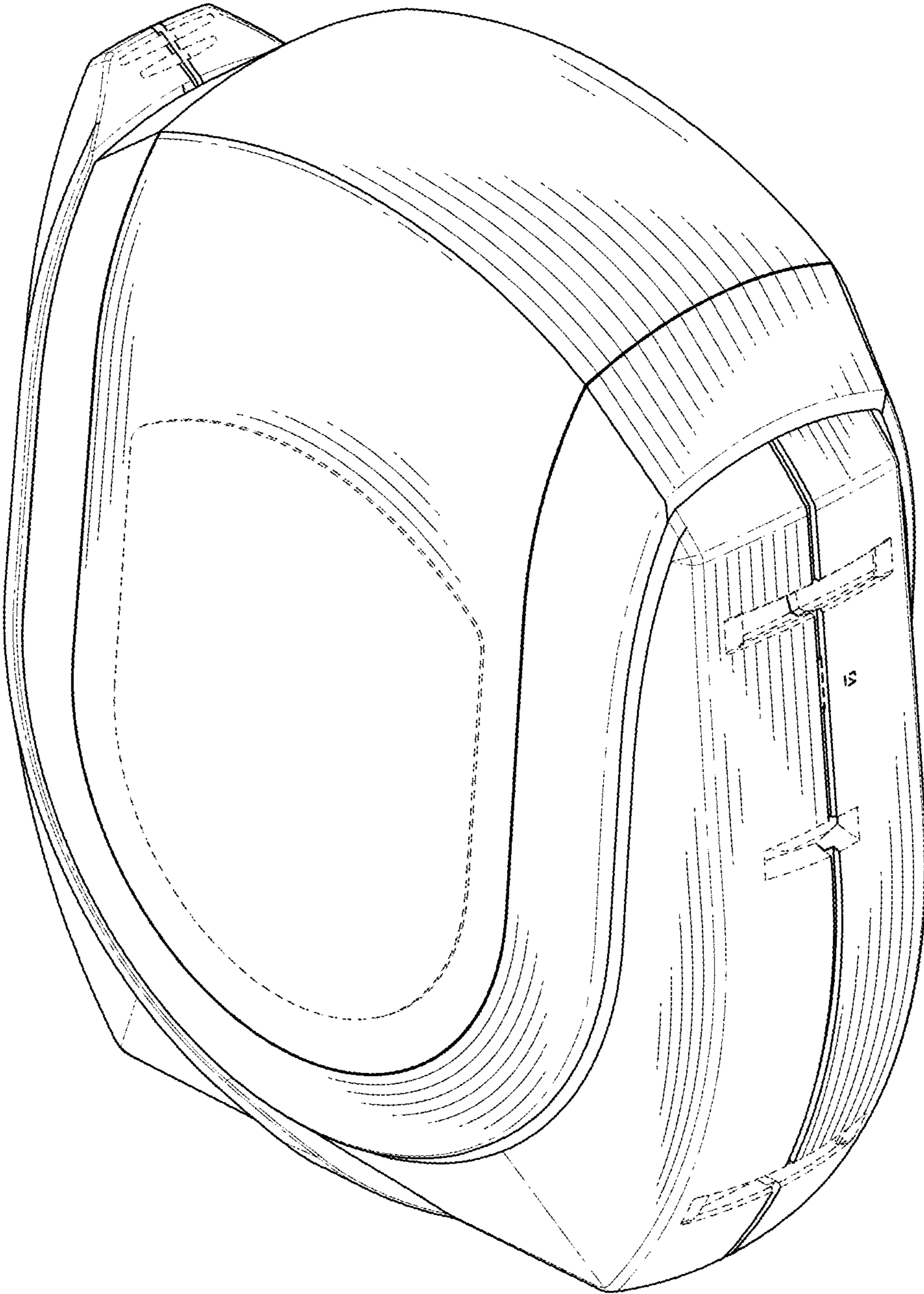


FIG. 1

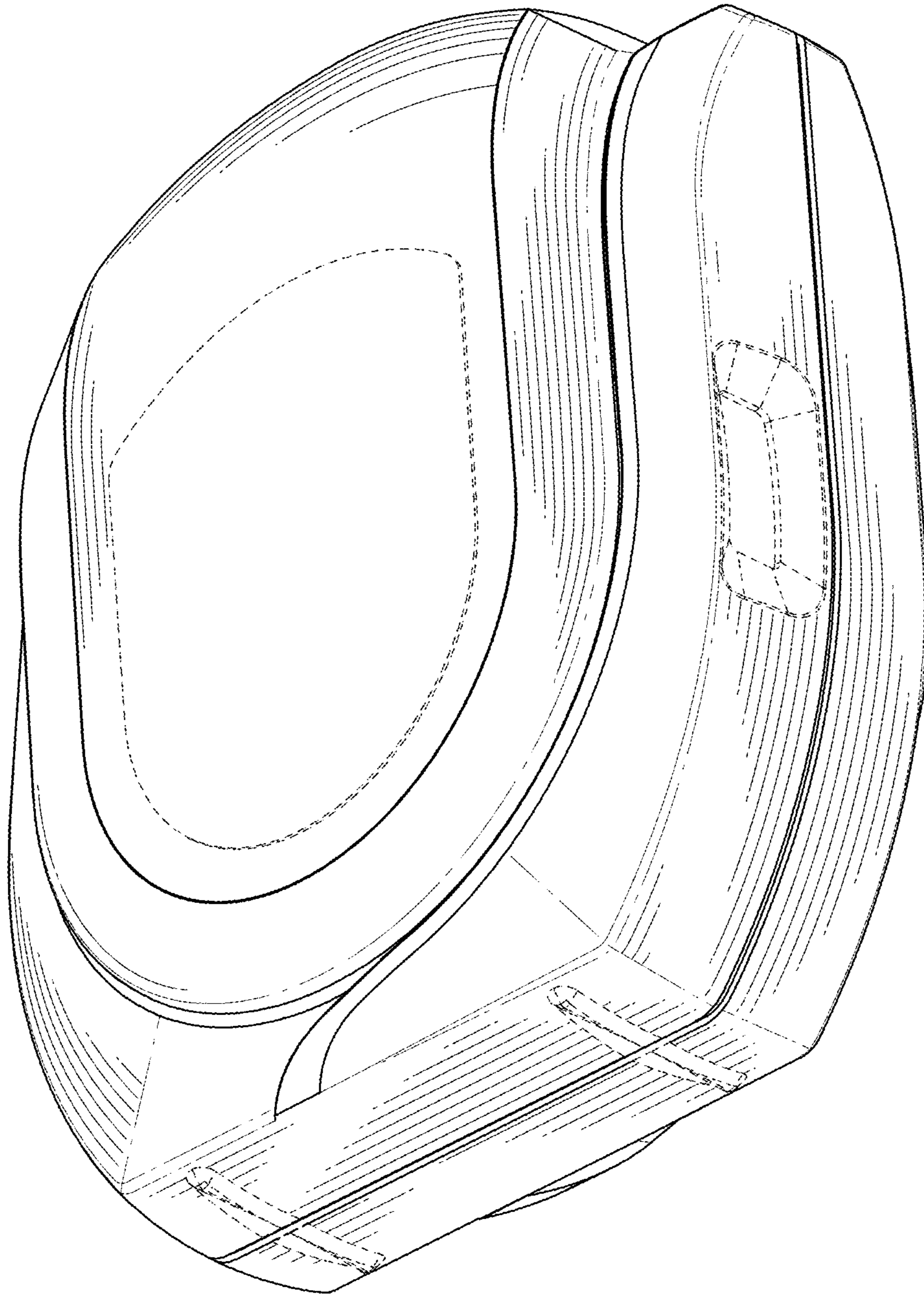


FIG. 2

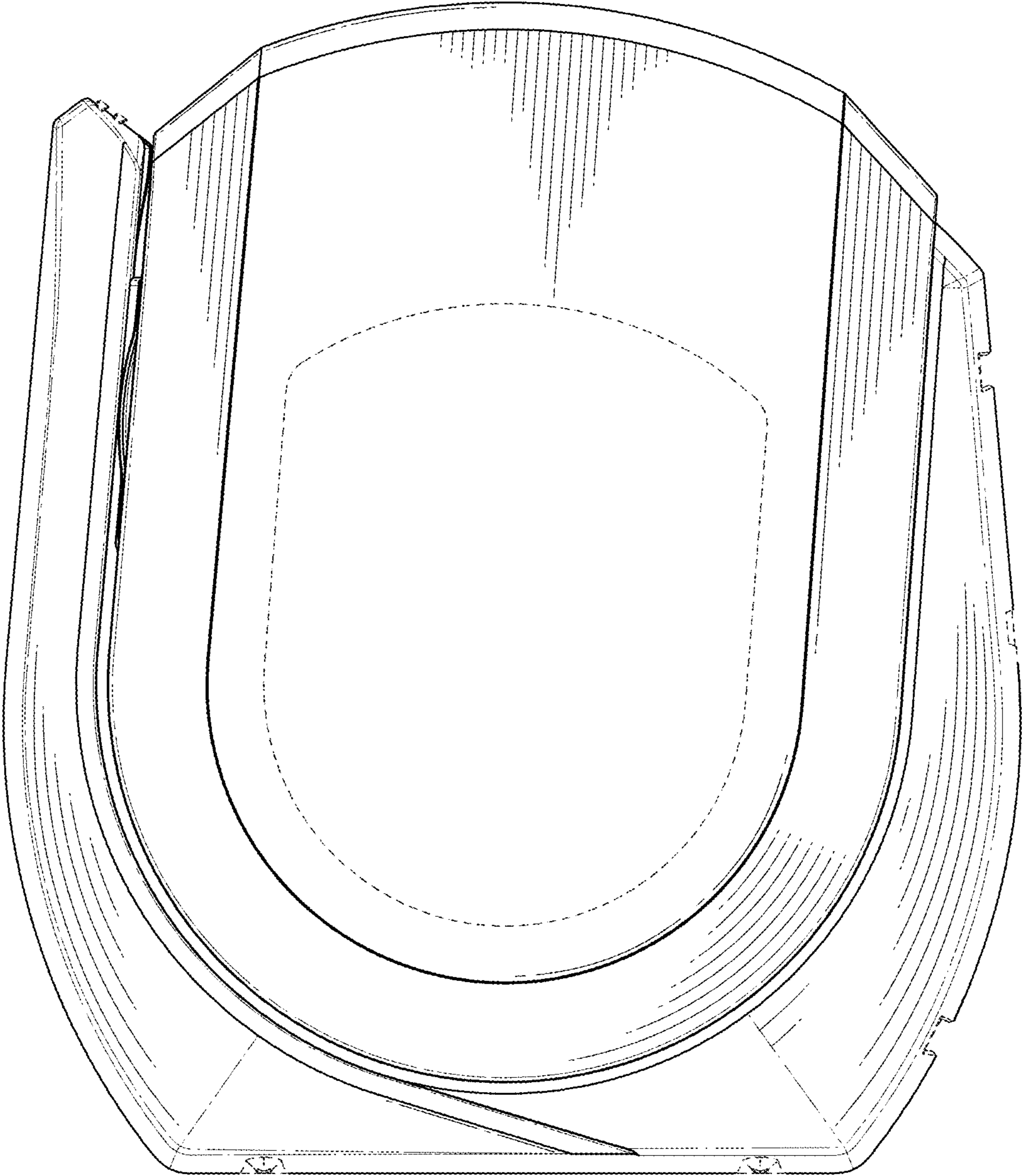


FIG. 3

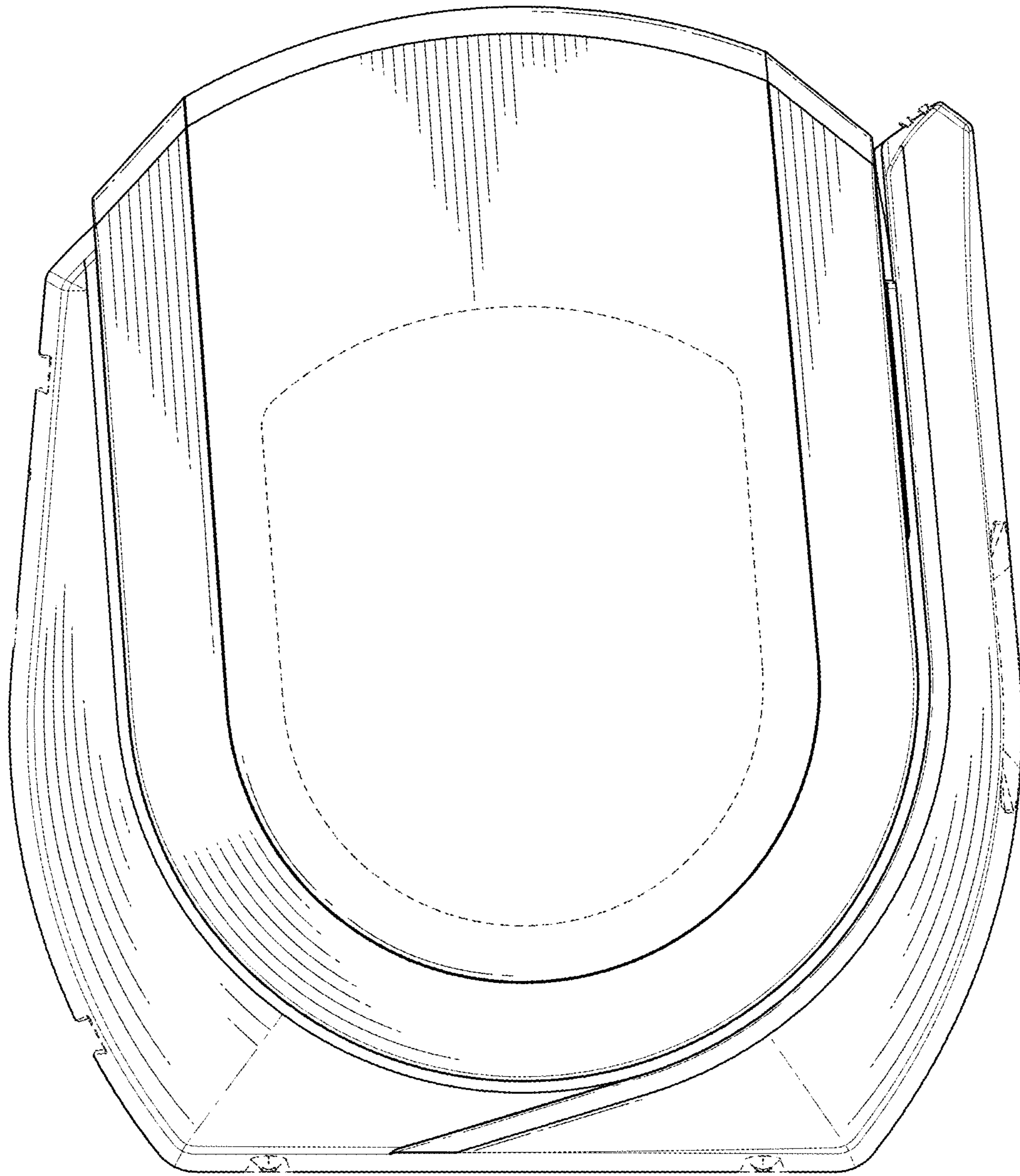
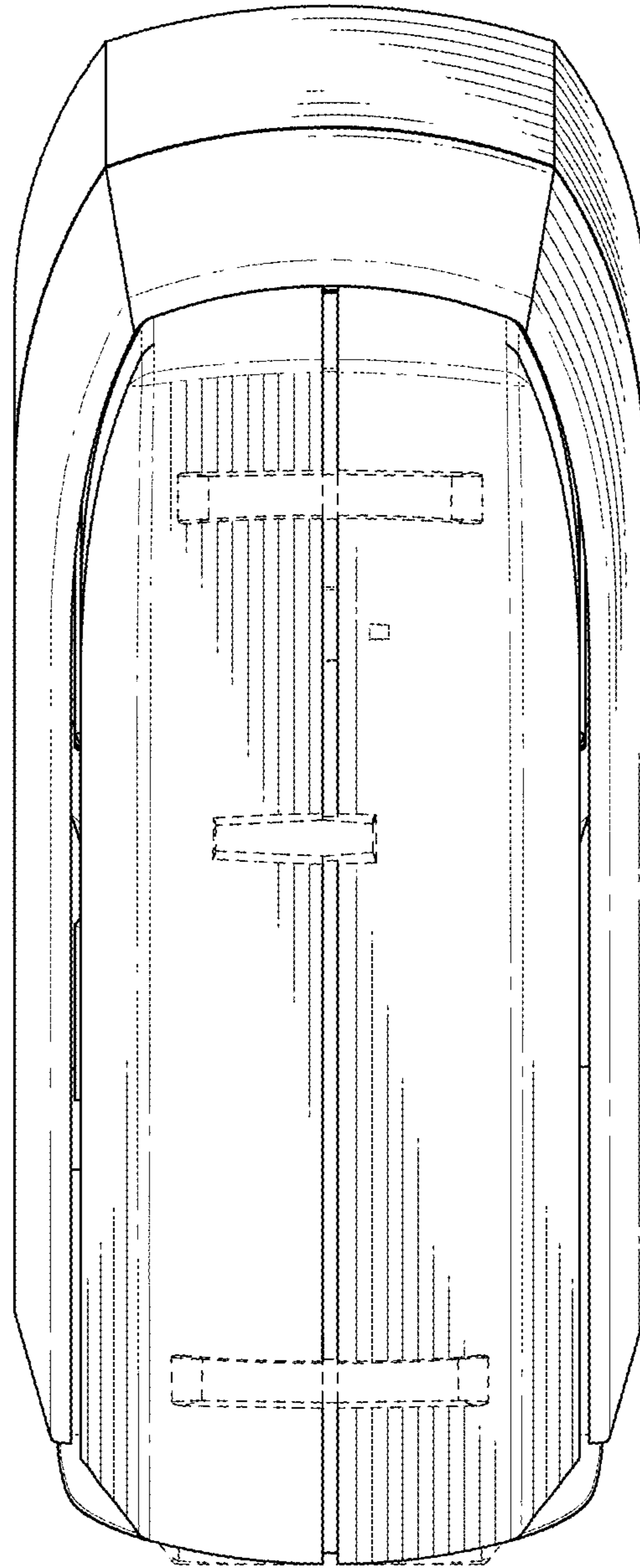
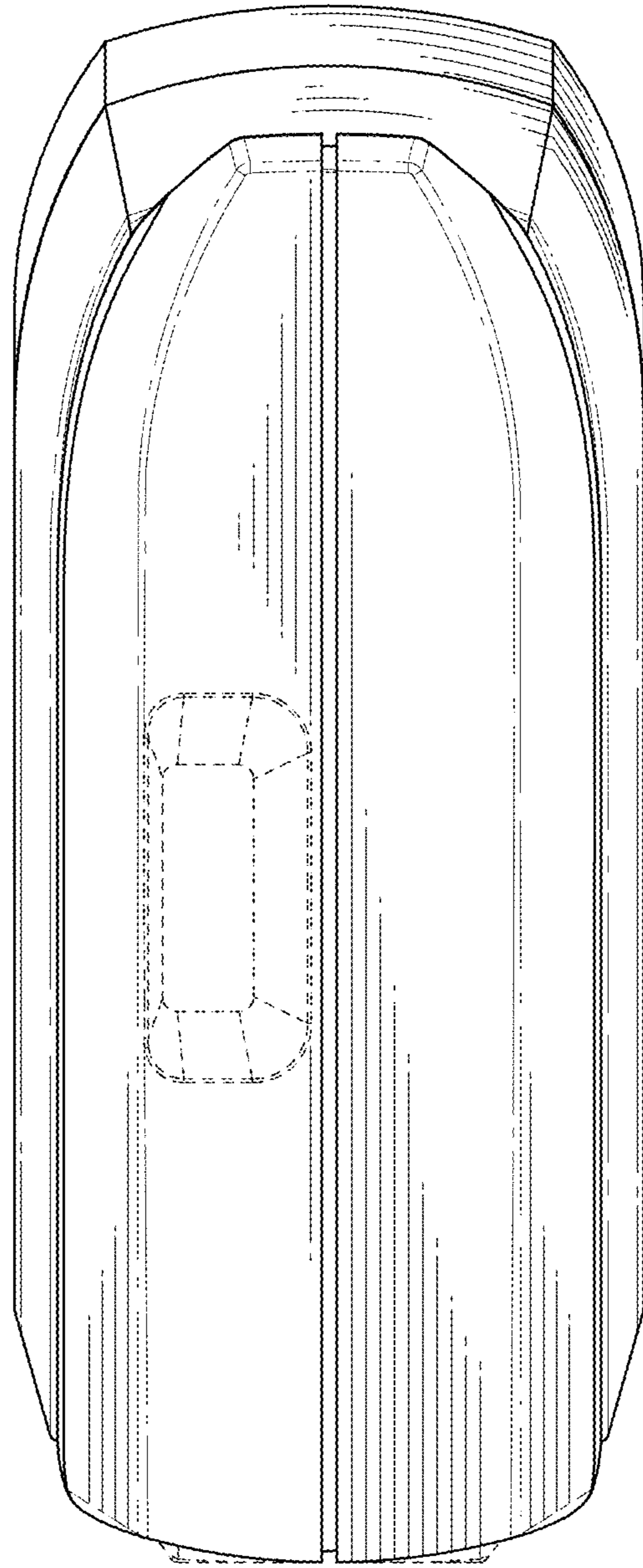


FIG. 4

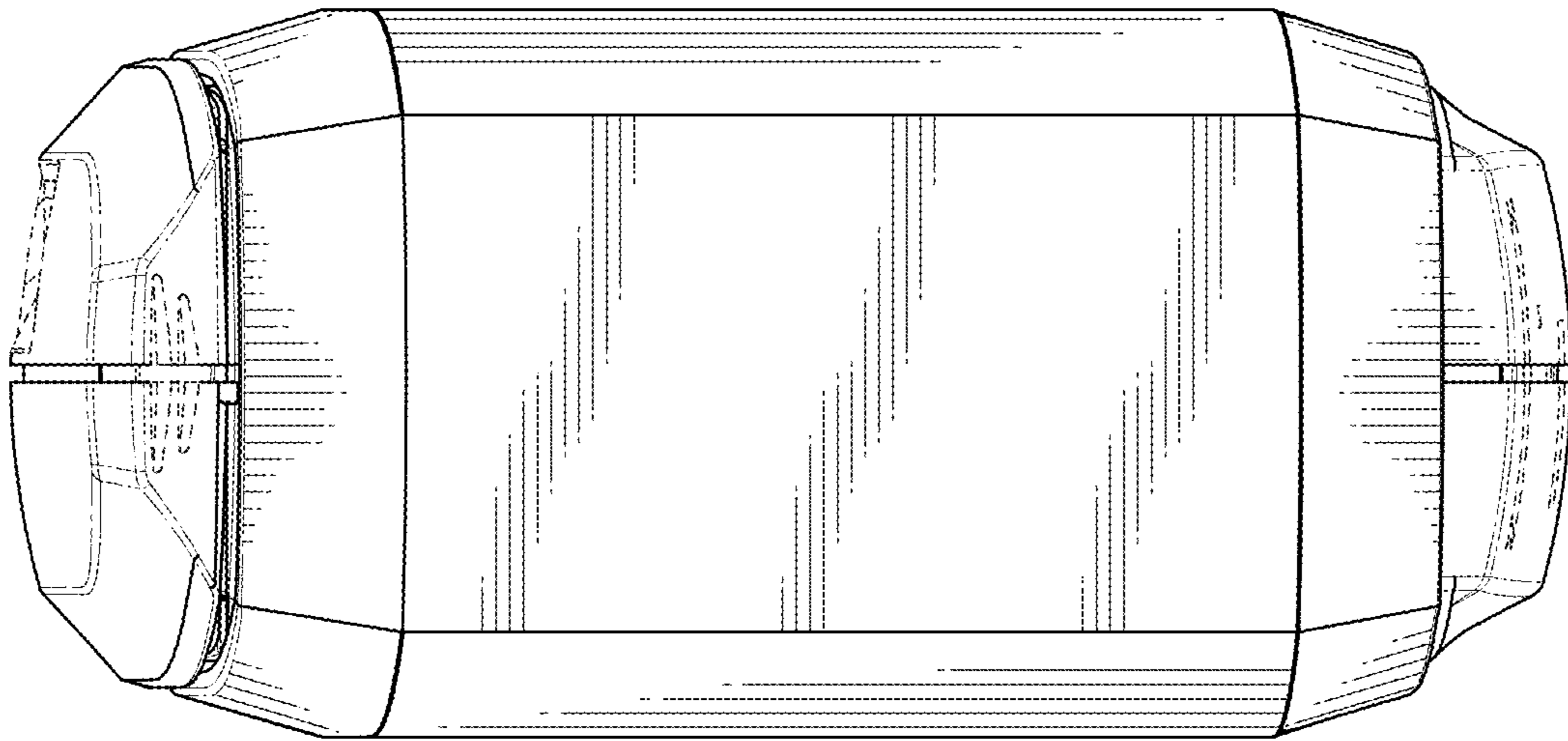


**FIG. 5**

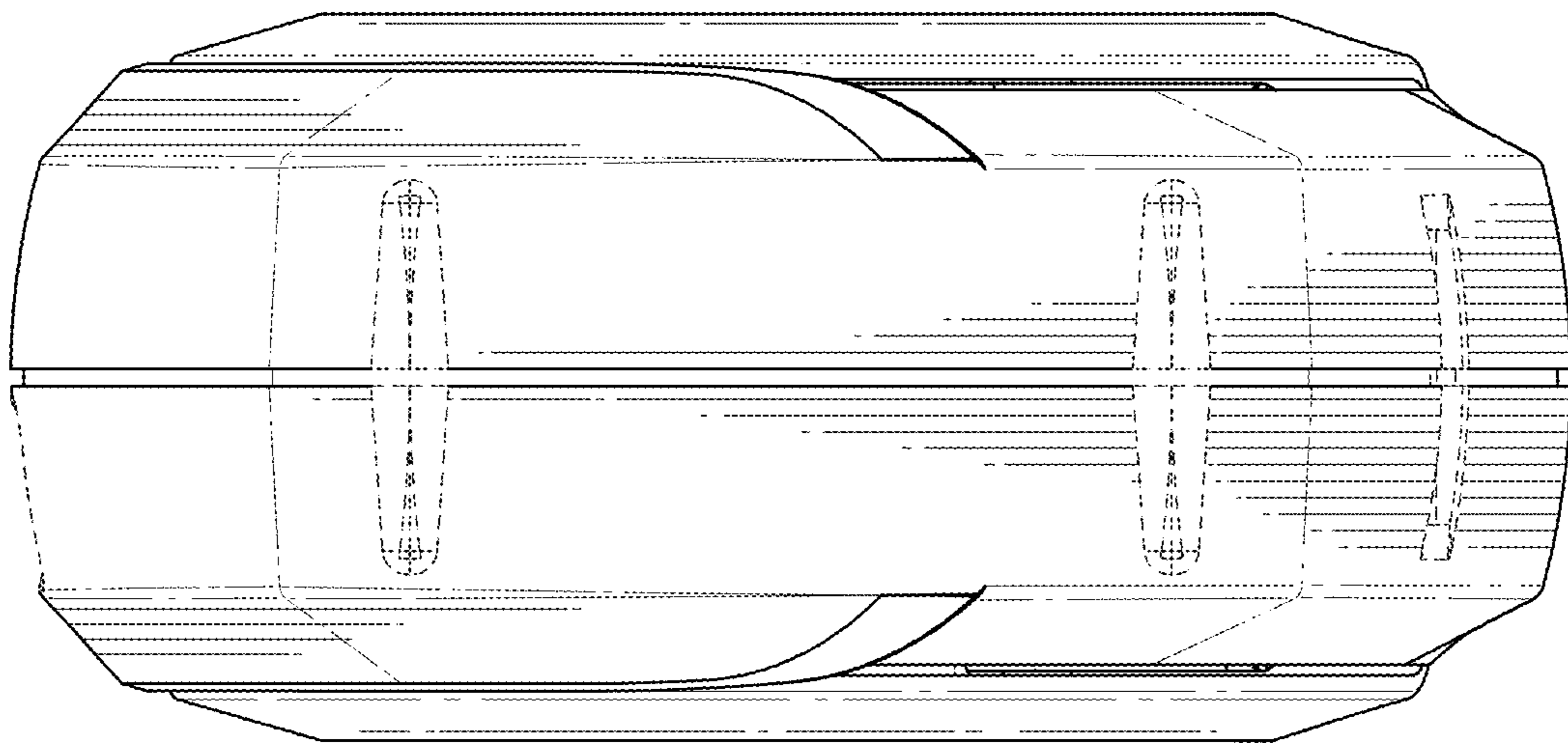


**FIG. 6**

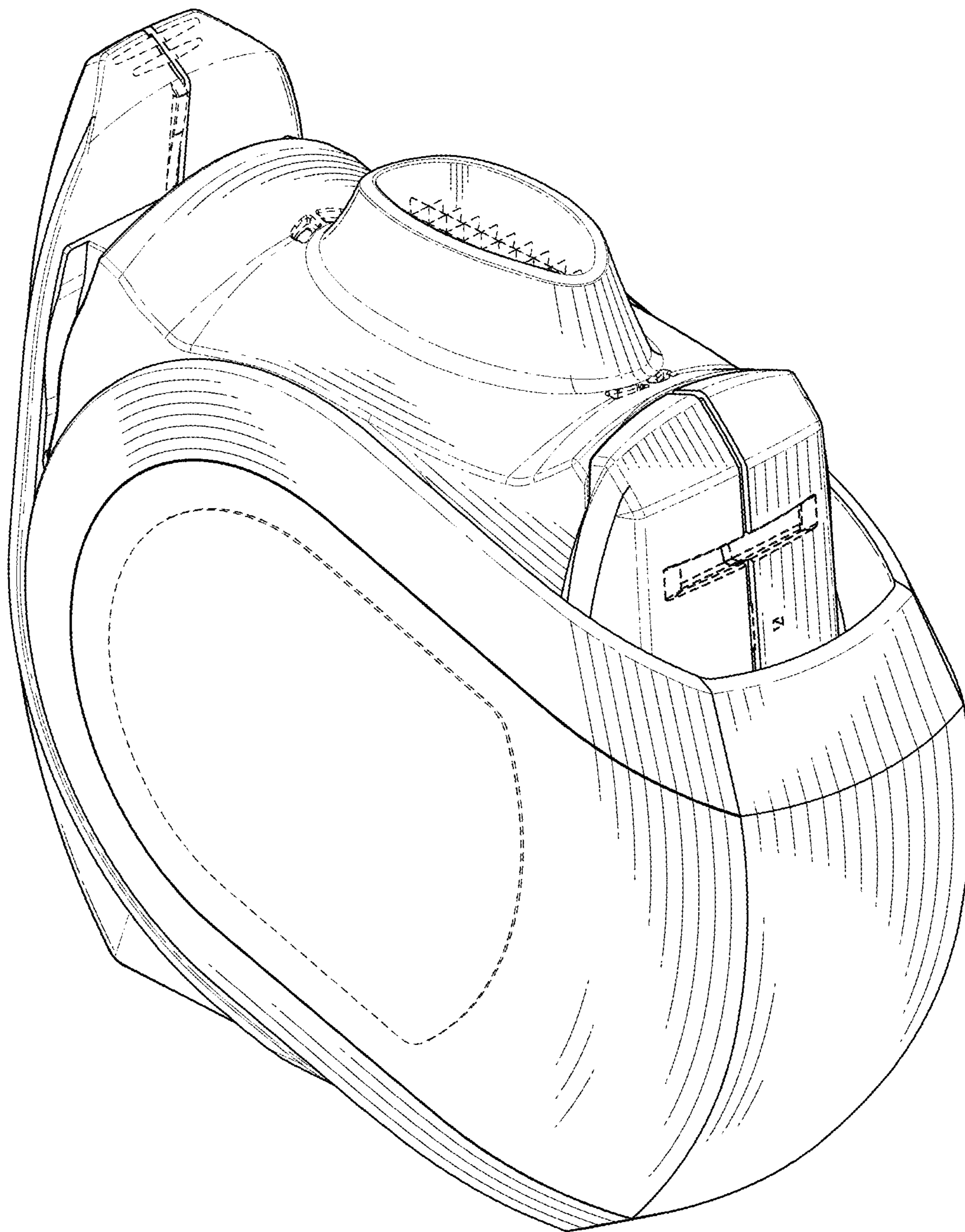




*FIG. 7*



*FIG. 8*



**FIG. 9**

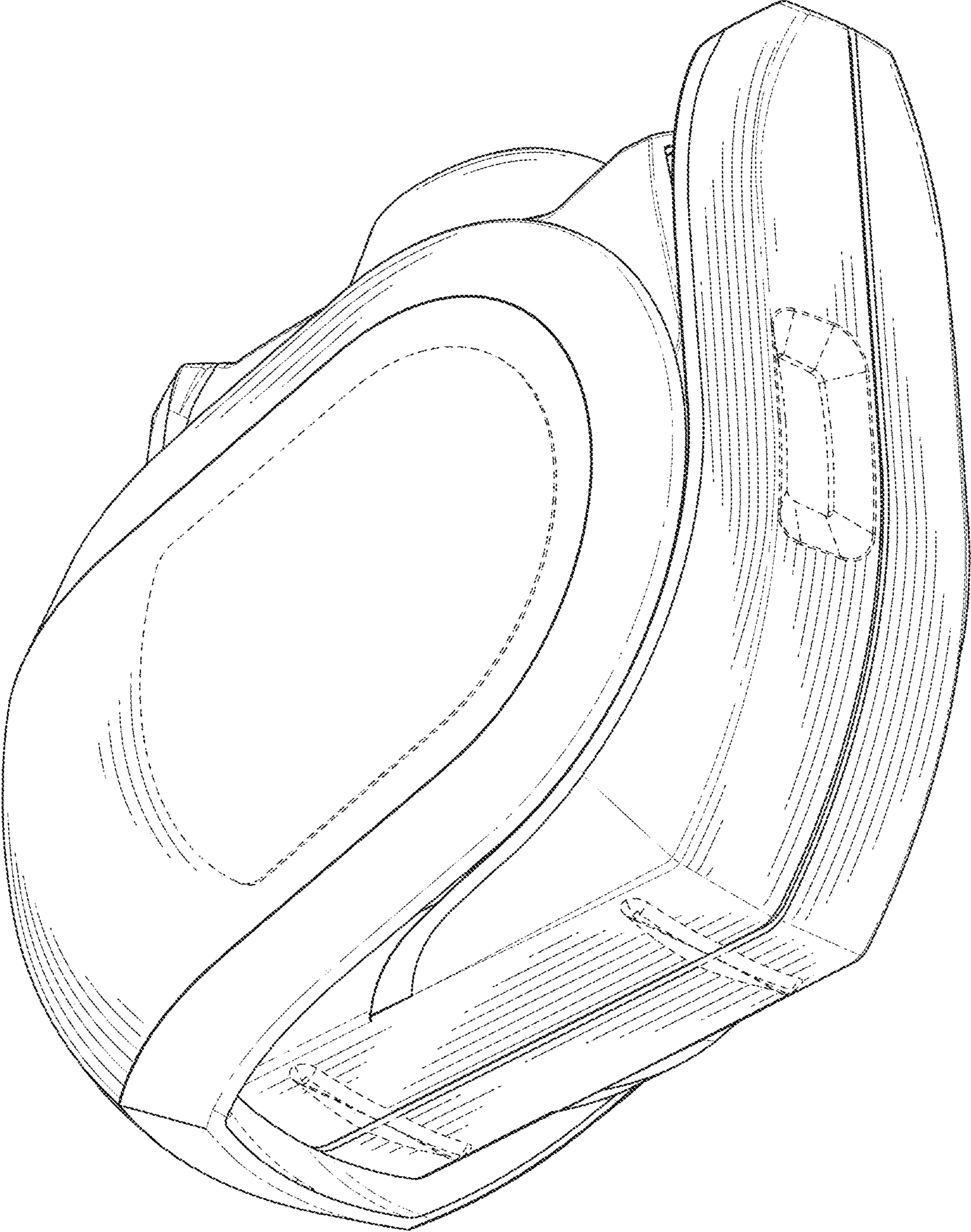
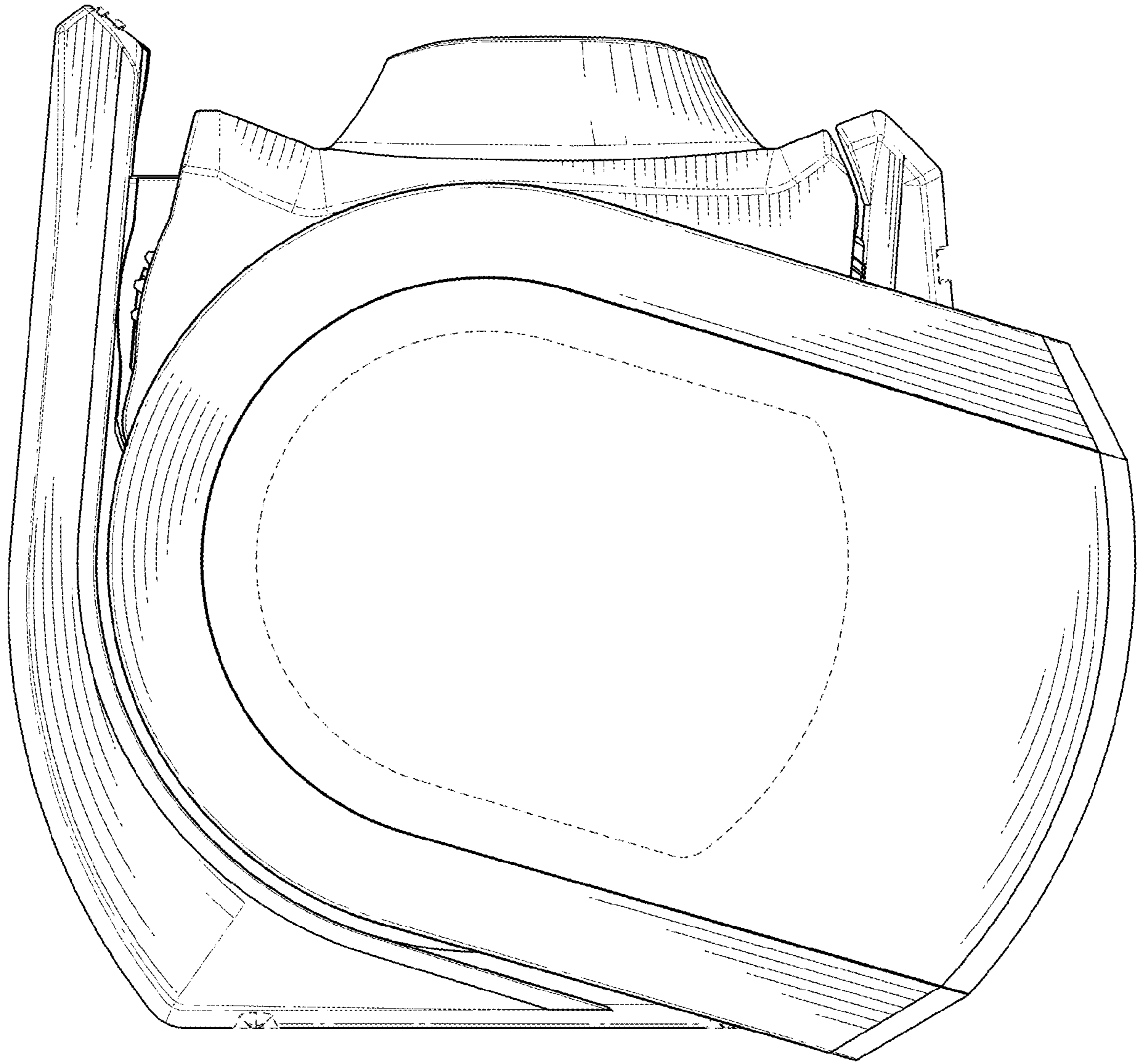


FIG. 10



*FIG. 11*

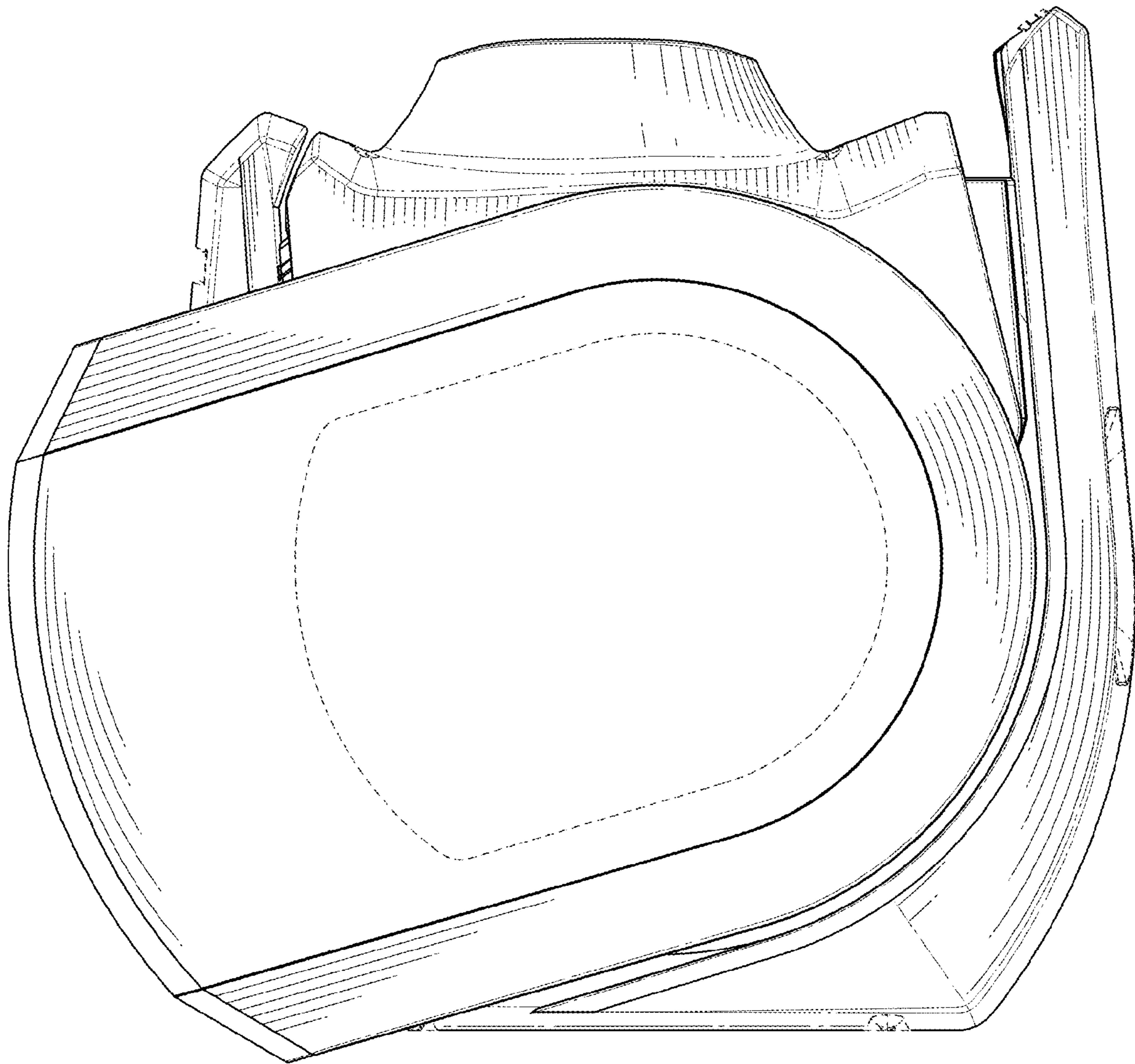
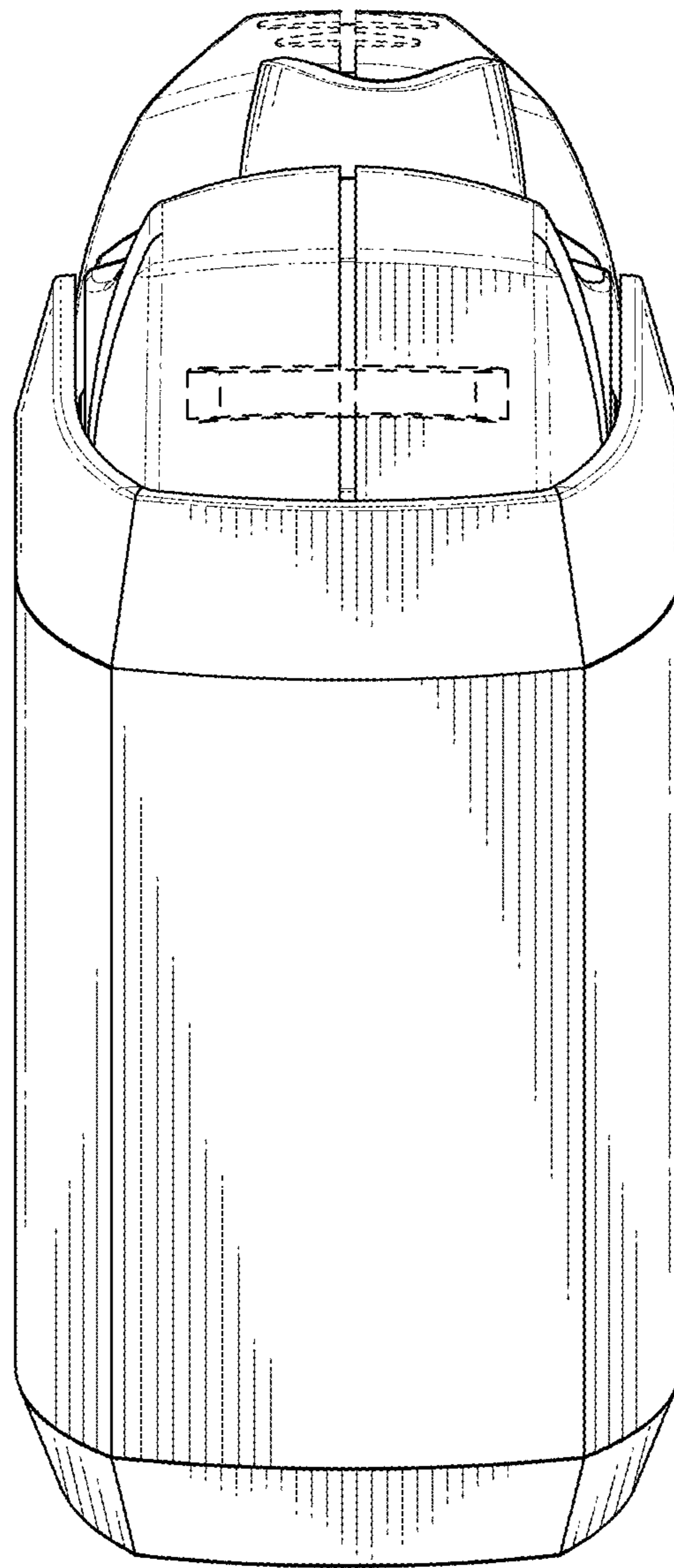
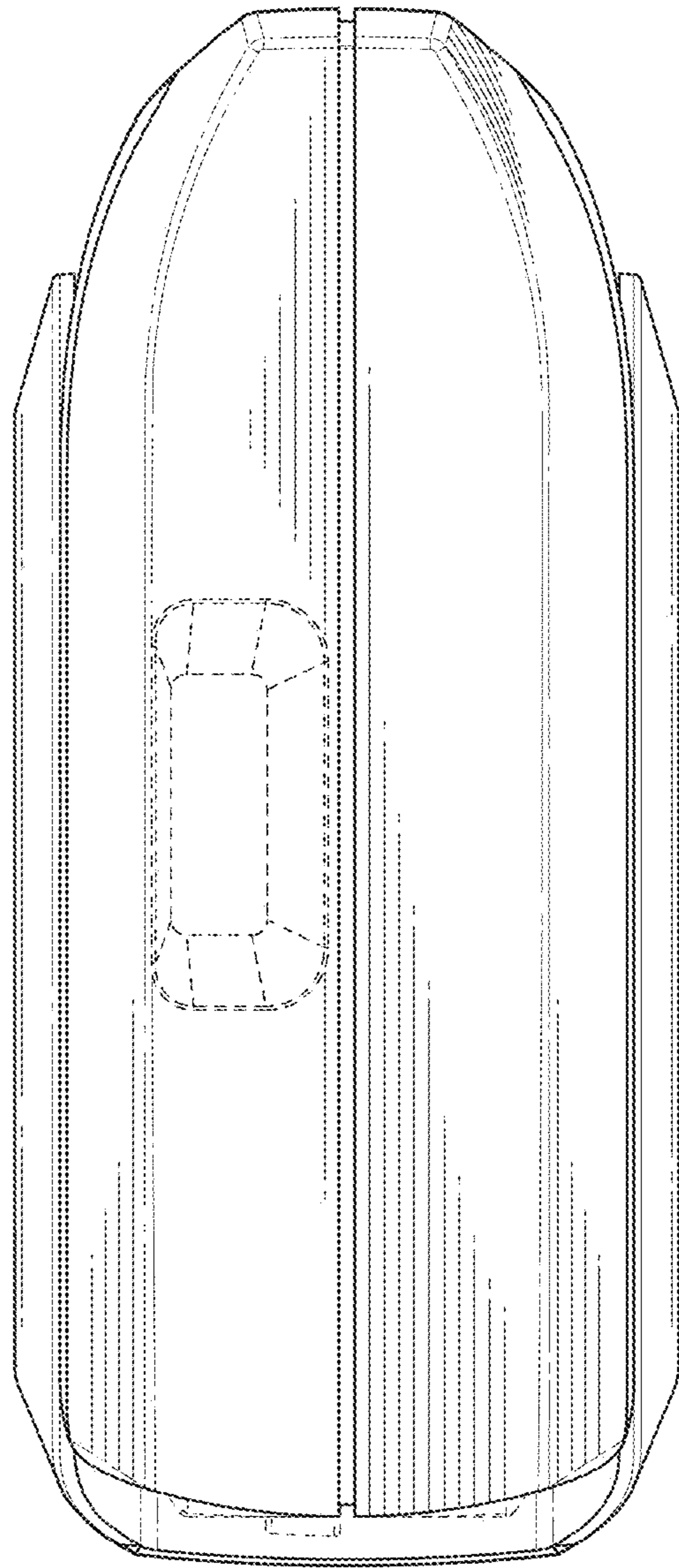


FIG. 12



*FIG. 13*



*FIG. 14*

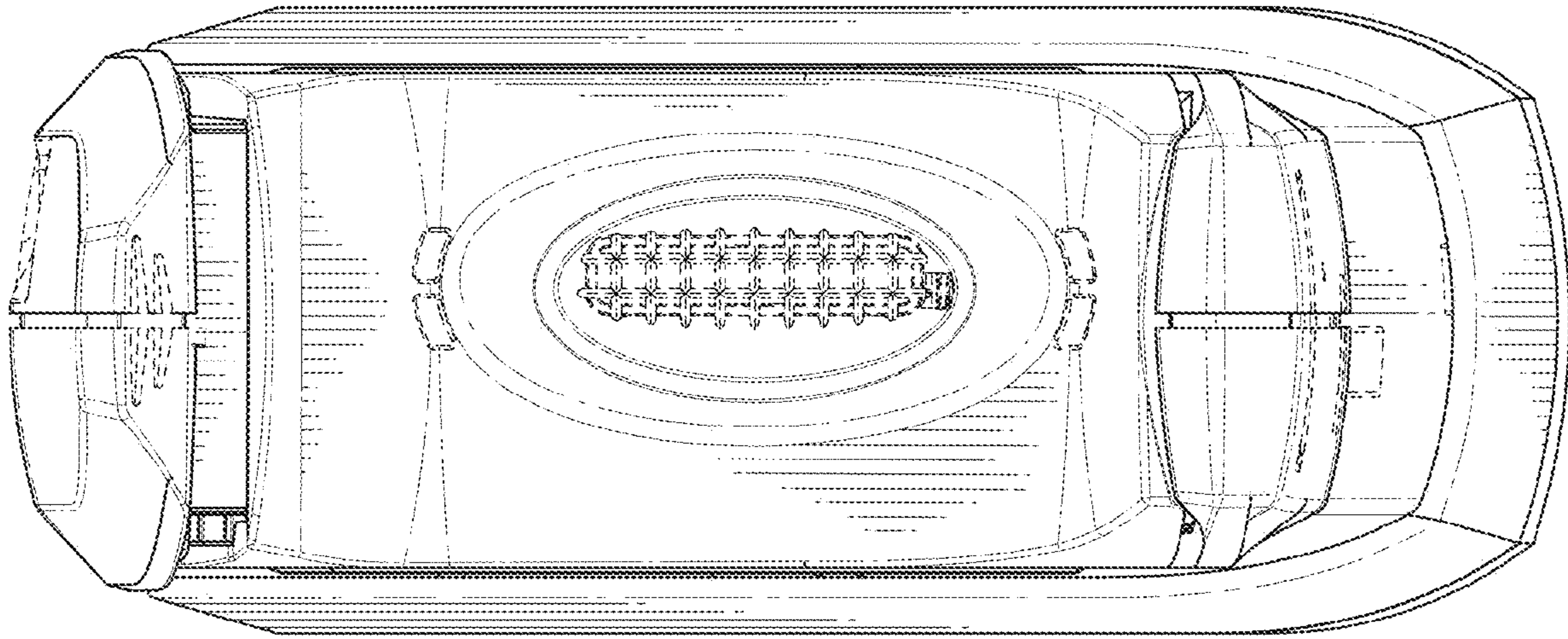


FIG. 15

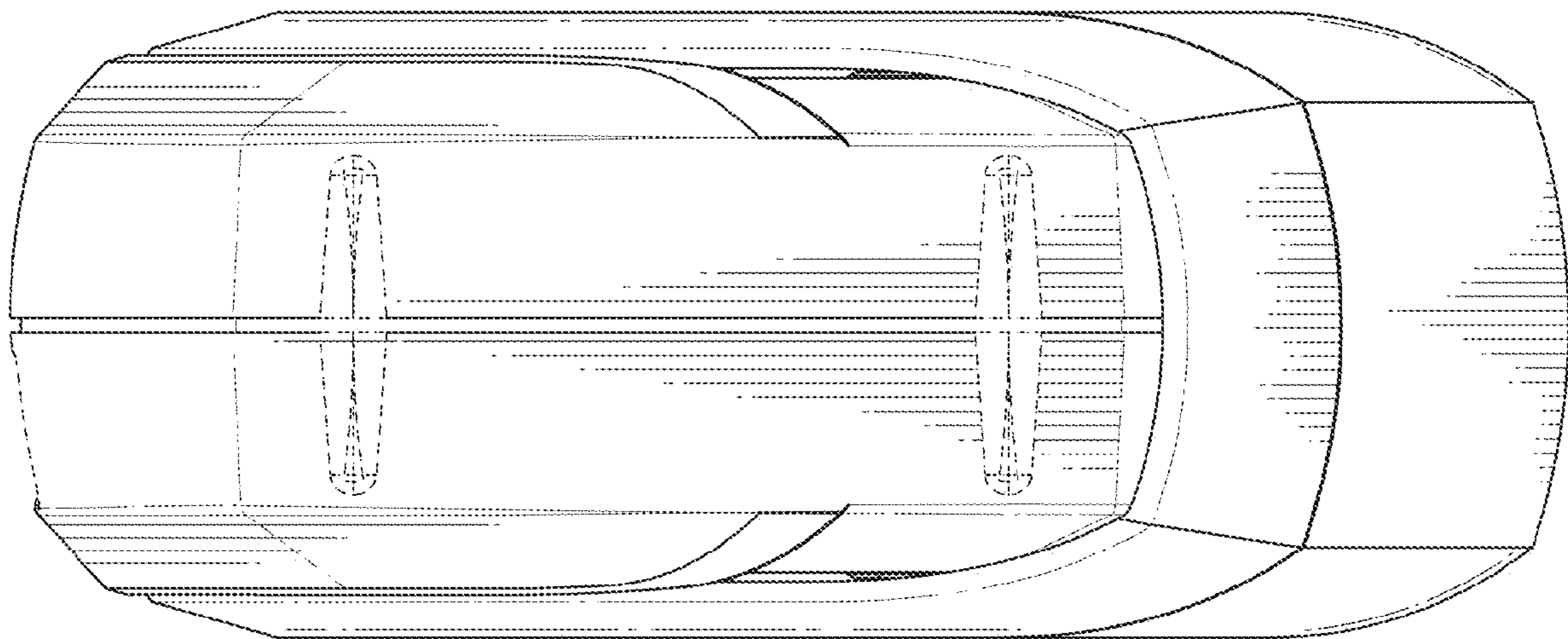


FIG. 16