



US00D948694S

(12) **United States Design Patent** (10) **Patent No.:** **US D948,694 S**
Wang et al. (45) **Date of Patent:** **** Apr. 12, 2022**

(54) **AIR PURIFIER**

(56) **References Cited**

(71) Applicant: **Shenzhen Puremate Technology Co., Ltd.**, Shenzhen (CN)

U.S. PATENT DOCUMENTS

(72) Inventors: **Weiguang Wang**, Shenzhen (CN); **Puxuan Li**, Shenzhen (CN); **Gaohong Xu**, Shenzhen (CN); **Xiaoming Ding**, Shenzhen (CN); **Bin Zhang**, Shenzhen (CN)

D766,415 S *	9/2016	Kim	D23/364
D773,027 S *	11/2016	Hu	D23/365
D801,505 S *	10/2017	Yin	D23/364
D877,873 S *	3/2020	Pan	D23/364
D898,889 S *	10/2020	Yu	D23/364
D912,796 S *	3/2021	Huang	D23/364
D918,371 S *	5/2021	Zeng	D23/364
D921,869 S *	6/2021	Han	D23/364
D924,385 S *	7/2021	Liu	F24F 13/20
				D23/356
D927,668 S *	8/2021	Huang	D23/364
D928,298 S *	8/2021	Zuo	D23/364
D933,798 S *	10/2021	Wang	D23/364

(73) Assignee: **SHENZHEN PUREMATE TECHNOLOGY CO., LTD.**, Shenzhen (CN)

(**) Term: **15 Years**

* cited by examiner

(21) Appl. No.: **29/707,324**

Primary Examiner — David G Muller

(22) Filed: **Sep. 27, 2019**

(74) *Attorney, Agent, or Firm* — Westbridge IP LLC

(30) **Foreign Application Priority Data**

(57) **CLAIM**

Aug. 14, 2019 (CN) 201930441578.4
Aug. 14, 2019 (CN) 201930442156.9

The ornamental design for an air purifier, as shown and described.

(51) **LOC (13) Cl.** **23-04**

DESCRIPTION

(52) **U.S. Cl.**

USPC **D23/364**

(58) **Field of Classification Search**

USPC D23/355–366, 352, 369, 332, 333, 335, D23/336, 342, 351; 422/120, 122; 55/356, 473, 504; 96/97; 261/DIG. 17, 261/DIG. 65, DIG. 88, DIG. 31
CPC .. A61L 9/16; A61L 9/22; B01D 47/00; B01D 47/027; B01D 2221/02; B01D 2259/4508; B03C 3/155; B03C 3/368; F24F 3/16; F24F 13/20; F24F 13/28; F24F 2001/0096

FIG. 1 is a front elevational view of an air purifier showing our new design;

FIG. 2 is a rear elevational view thereof;

FIG. 3 is a left side view thereof;

FIG. 4 is a right side view thereof;

FIG. 5 is a top plan view thereof;


FIG. 6 is bottom plan view thereof; and,

FIG. 7 is a perspective view thereof.

The broken lines in the drawings illustrate the portions of the air purifier which form no part of the claimed design.

See application file for complete search history.

1 Claim, 7 Drawing Sheets



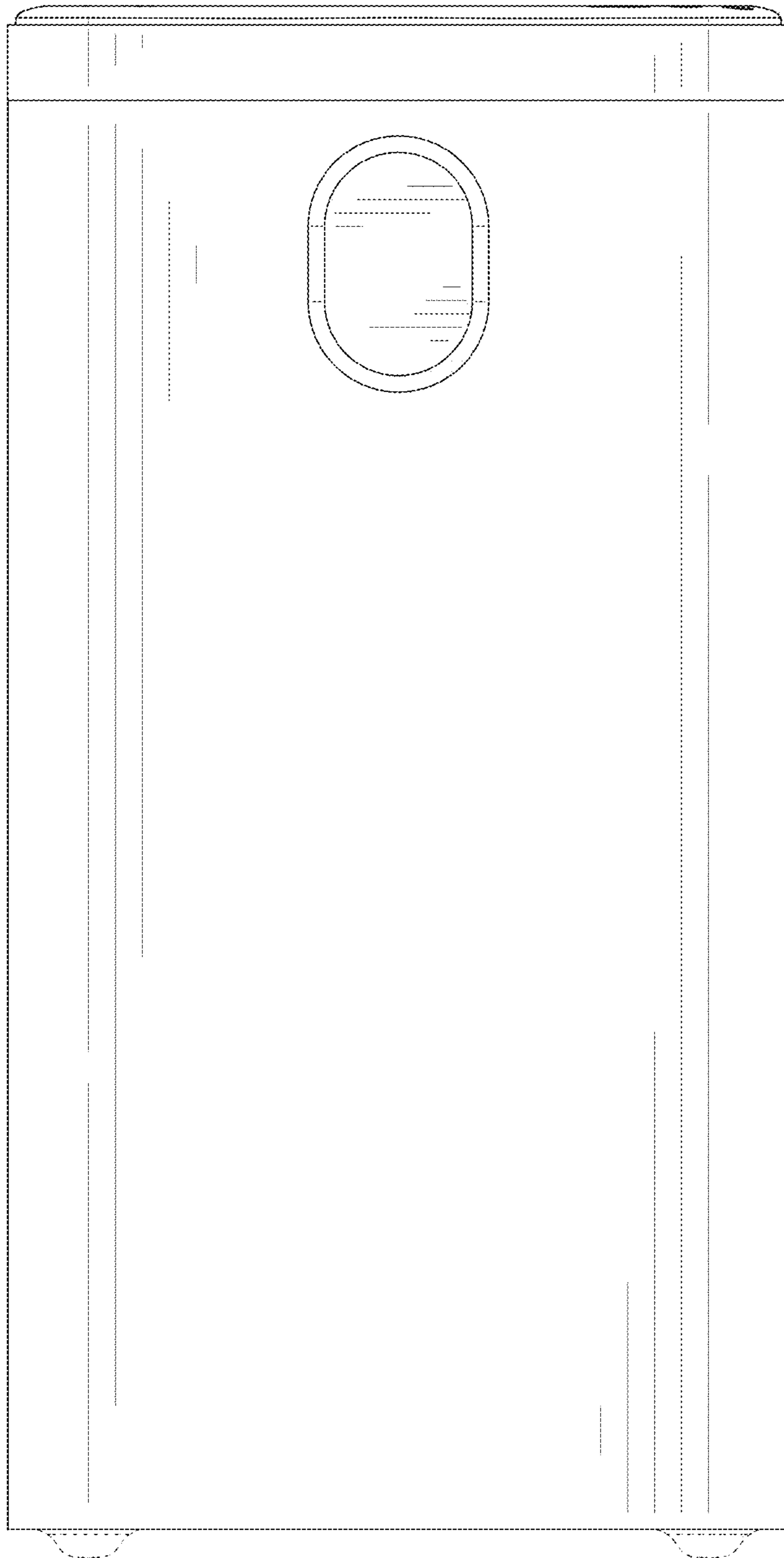


FIG. 1

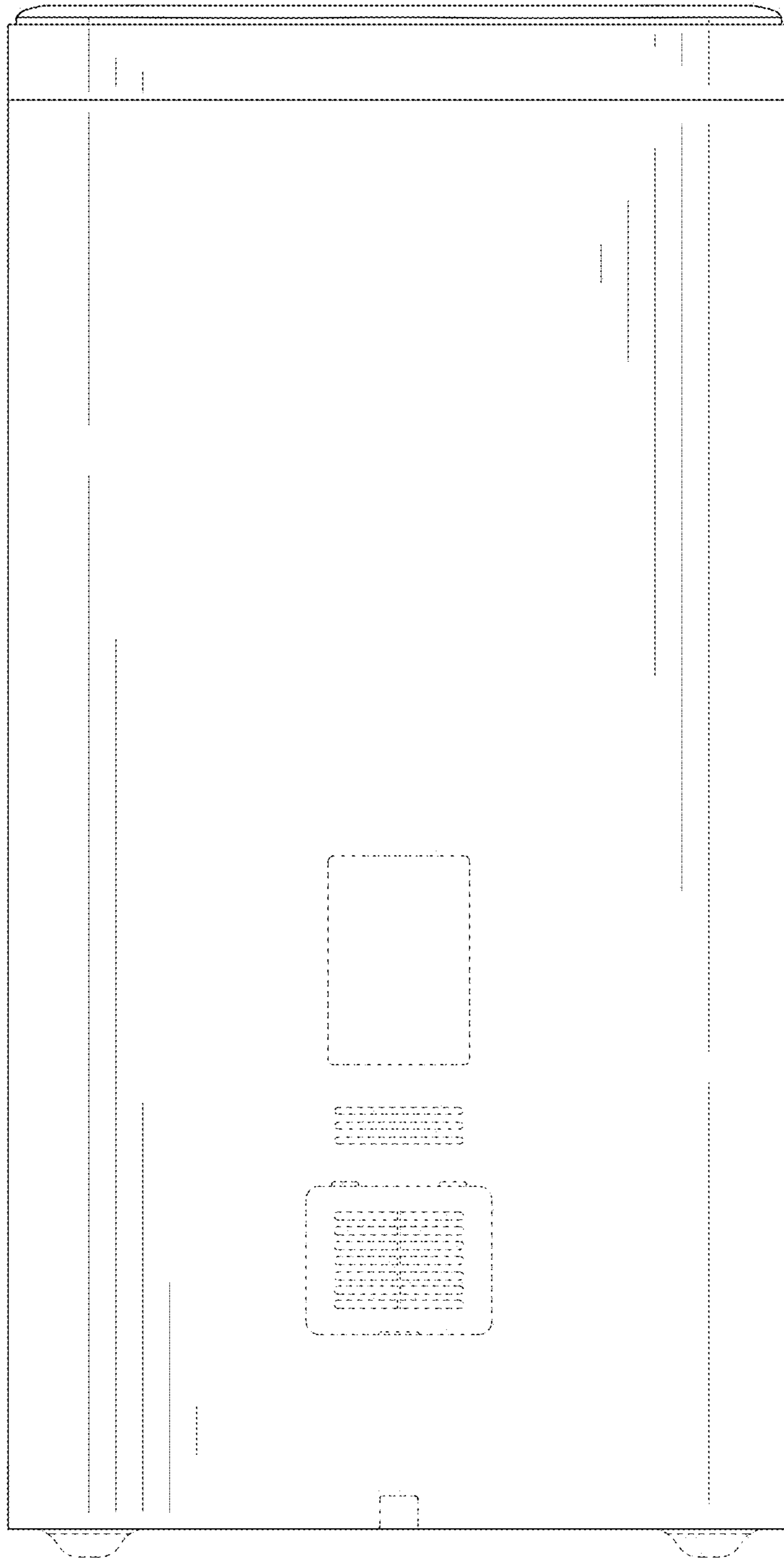


FIG. 2




FIG. 3

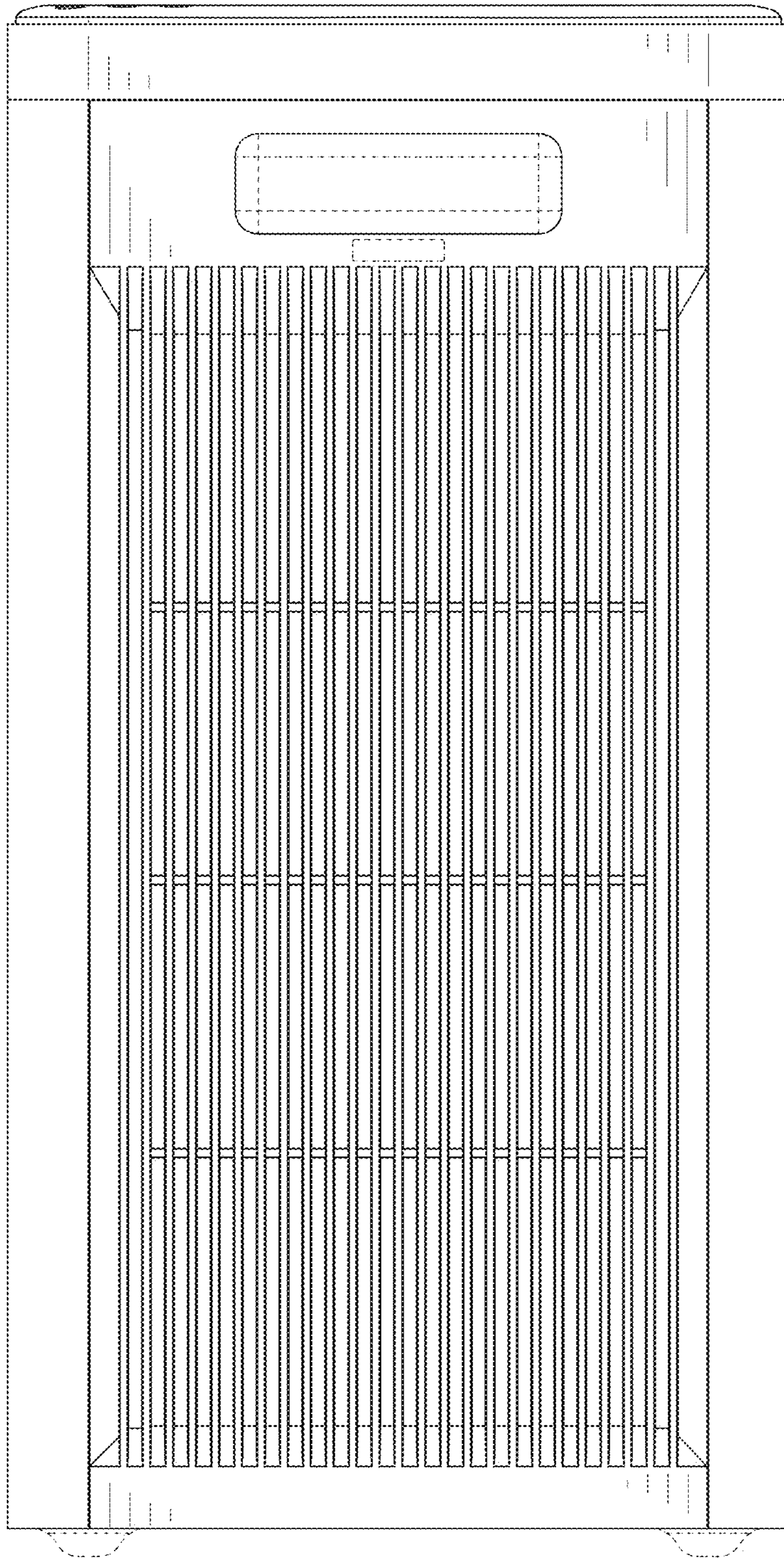


FIG. 4

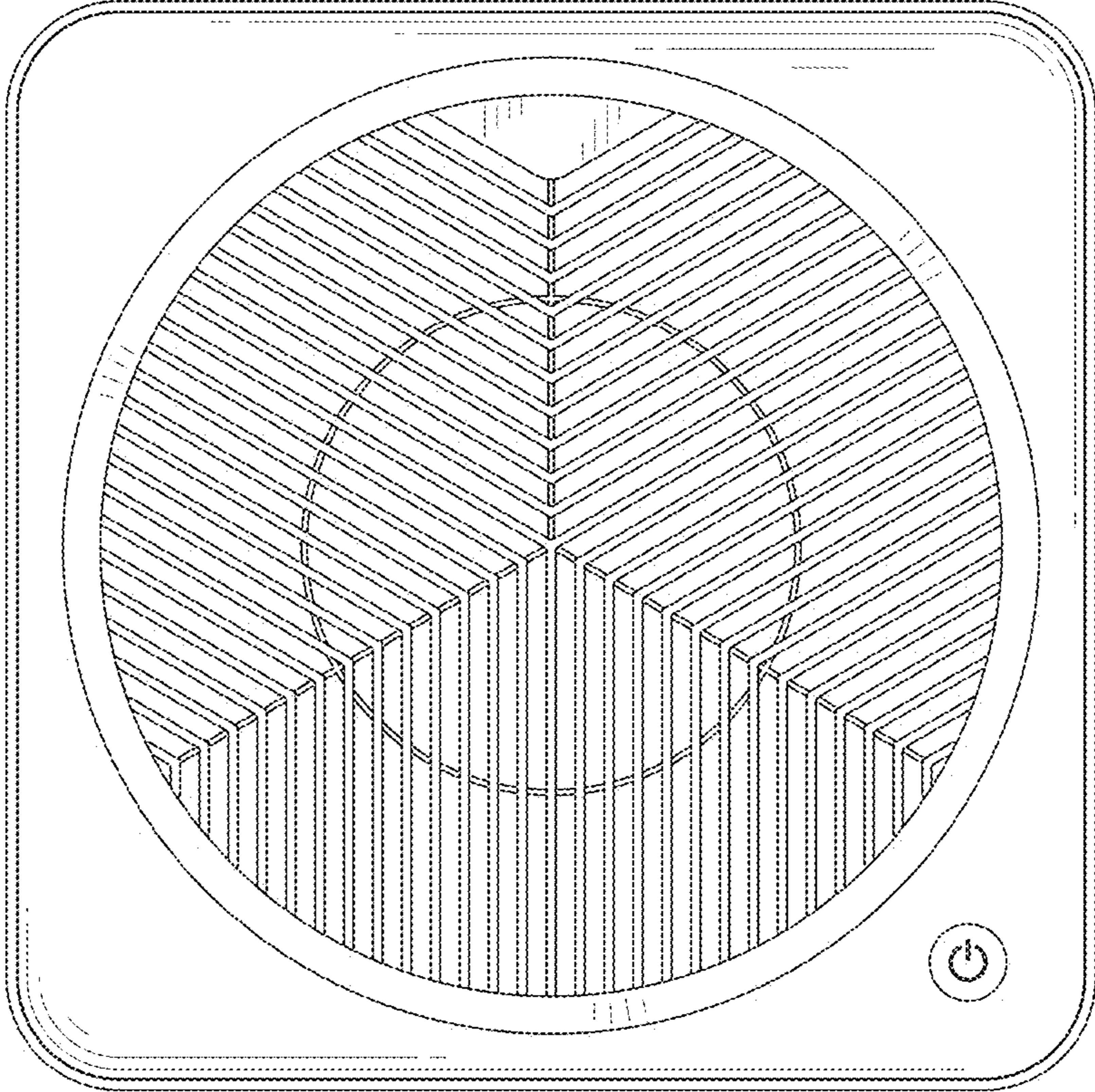


FIG. 5




FIG. 6

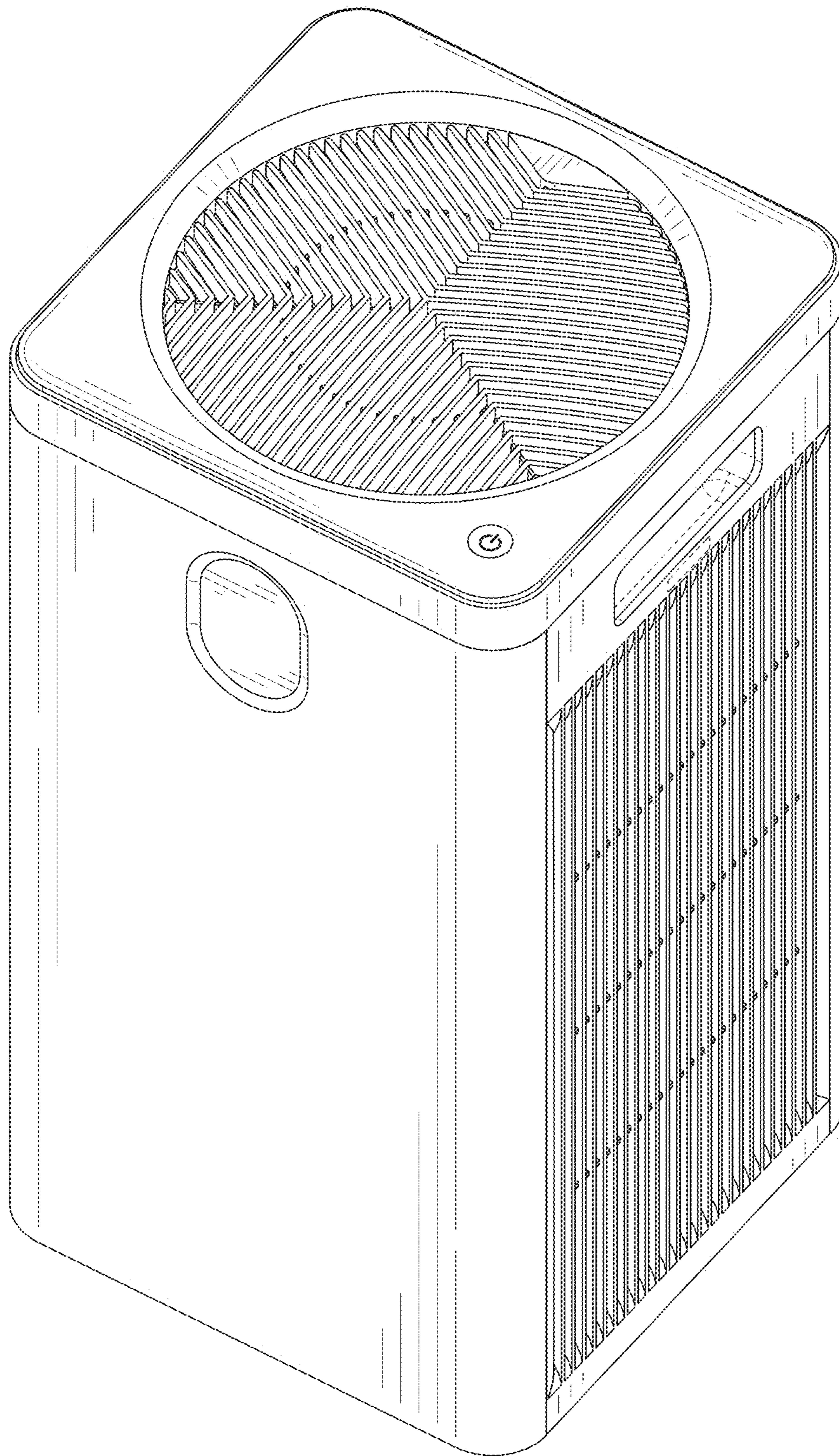


FIG. 7