



US00D948689S

(12) **United States Design Patent** (10) **Patent No.:** **US D948,689 S**
Shen et al. (45) **Date of Patent:** **** Apr. 12, 2022**

(54) **DEHUMIDIFIER**

(71) Applicant: **GREE ELECTRIC APPLIANCES, INC. OF ZHUHAI**, Zhuhai (CN)

(72) Inventors: **Shaocun Shen**, Zhuhai (CN); **Huanlong Wu**, Zhuhai (CN); **Linjun Yu**, Zhuhai (CN); **Chunlei Zhang**, Zhuhai (CN); **Qianru Peng**, Zhuhai (CN); **Binjie Dong**, Zhuhai (CN); **Zhenqian Wen**, Zhuhai (CN); **Huihui Wang**, Zhuhai (CN); **Zhaoyang Wu**, Zhuhai (CN)

(**) Term: **15 Years**

(21) Appl. No.: **29/774,247**

(22) Filed: **Mar. 15, 2021**

Related U.S. Application Data

(62) Division of application No. 35/507,932, filed on May 27, 2019 (U.S. filing date under 35 U.S.C. 384), and having an international filing date of May 27, 2019, now Pat. No. Des. 918,363.

(30) **Foreign Application Priority Data**

Feb. 18, 2019 (CN) 201930068140.6

(51) **LOC (13) Cl.** **23-04**

(52) **U.S. Cl.**
USPC **D23/356**
CPC **F24F 11/30** (2018.01)

(58) **Field of Classification Search**
USPC D23/333, 335, 341, 342, 351, 353-359, D23/364, 365, 370, 385-388, 393
CPC .. F24F 11/30; F24F 11/52; F24F 11/46; F24F 11/83; F24F 2110/10; F24F 3/14; F24F 11/0001; F24F 11/54; F24F 11/56; F24F 11/58; F24F 11/62; F24F 11/64; F24F 11/66; F24F 11/70; F24F 11/72; F24F 11/74; F24F 11/76; F24F 11/77; F24F 11/84; F24F 11/85; F24F 11/86; F24F

11/89; F24F 13/20; F24F 13/28; F24F 1/022; F24F 1/38; F24F 2006/008; F24F 2006/046; F24F 2110/00; F24F 2110/40; F24F 2110/50; F24F 2110/64; F24F 2120/10; F24F 2140/12; F24F 2140/40; F24F 2140/50; F24F 2221/54; F24F 3/044; F24F 3/0442; F24F 3/0444; F24F 3/08; F24F 5/00; F24F 5/0003; F24F 6/04; F24F 6/16; F24F 7/007; F24F 7/10

See application file for complete search history.

(56) **References Cited**

U.S. PATENT DOCUMENTS

D537,512	S	*	2/2007	Nakajima	D23/359
D549,308	S	*	8/2007	Chiu	D23/333
D557,783	S	*	12/2007	Yoo	D23/359
D572,810	S	*	7/2008	Chiu	D23/333
D578,632	S	*	10/2008	Chen	D23/364
D606,184	S	*	12/2009	Chiu	D23/359
D621,019	S	*	8/2010	Kim	D23/356
D635,655	S	*	4/2011	Chen	D23/364
D664,247	S	*	7/2012	Paterson	D23/364

(Continued)

Primary Examiner — Richard E Chilcot

(74) *Attorney, Agent, or Firm* — W&K IP


(57) **CLAIM**

The ornamental design for a dehumidifier, as shown and described.

DESCRIPTION

FIG. 1 is a perspective view of a dehumidifier showing my new design;
FIG. 2 is a front view thereof;
FIG. 3 is a back view thereof;
FIG. 4 is a left side view thereof;
FIG. 5 is a right side view thereof;
FIG. 6 is a top plan view thereof; and,
FIG. 7 is a bottom plan view thereof.

1 Claim, 7 Drawing Sheets



(56)

References Cited

U.S. PATENT DOCUMENTS

D746,426 S * 12/2015 Zhao D23/359
 D797,914 S * 9/2017 Nygren D23/364
 D799,016 S * 10/2017 Su D23/364
 D803,368 S * 11/2017 Priester D23/364
 D810,259 S * 2/2018 You D23/364
 D837,354 S * 1/2019 Su D23/364
 D840,012 S * 2/2019 Zhou D23/359
 D864,367 S * 10/2019 Chen D23/356
 D864,368 S * 10/2019 Chen D23/356
 D870,873 S * 12/2019 Chen D23/356
 D888,913 S * 6/2020 Ling D23/333
 D889,618 S * 7/2020 Ueda D23/355
 D889,619 S * 7/2020 Ueda D23/355
 D890,897 S * 7/2020 Ueda D23/355
 D890,899 S * 7/2020 Read D23/357
 D890,904 S * 7/2020 Farone D23/364
 D891,599 S * 7/2020 Li D23/364
 D903,844 S * 12/2020 Chen D23/356

D904,400 S * 12/2020 Boren D14/358
 D908,198 S * 1/2021 Yoon D23/364
 D917,683 S * 4/2021 Xie D23/359
 D918,363 S * 5/2021 Li F24F 13/20
 D23/356
 D918,365 S * 5/2021 Li D23/359
 D918,366 S * 5/2021 Li D23/359
 D918,367 S * 5/2021 Li D23/359
 D919,780 S * 5/2021 Li D23/359
 D924,385 S * 7/2021 Liu F24F 13/20
 D23/356
 D926,955 S * 8/2021 Wang F24F 11/30
 D23/351
 D926,956 S * 8/2021 Guo F24F 11/30
 D23/351
 D930,804 S * 9/2021 Kyung D23/364
 D933,797 S * 10/2021 Liu D23/364
 D936,197 S * 11/2021 Wang D23/359
 D936,200 S * 11/2021 Yang D23/364
 D937,909 S * 12/2021 Pan D15/80

* cited by examiner




FIG. 1




FIG.2




FIG.3



FIG.4




FIG.5




FIG.6




FIG. 7