



US00D948687S

(12) **United States Design Patent**  
**Liu**

(10) **Patent No.:** **US D948,687 S**

(45) **Date of Patent:** **\*\* Apr. 12, 2022**

- (54) **AROMATHERAPY HUMIDIFIER**
- (71) Applicant: **Yang Liu**, Guangdong (CN)
- (72) Inventor: **Yang Liu**, Guangdong (CN)
- (73) Assignee: **Shenzhen Yuanquan Flow Technology Co., Ltd.**, Guangdong (CN)
- (\*\*) Term: **15 Years**
- (21) Appl. No.: **29/741,031**
- (22) Filed: **Jul. 9, 2020**

(30) **Foreign Application Priority Data**

Jan. 10, 2020 (CN) ..... 202030015714.6

(51) **LOC (13) Cl.** ..... **23-04**

(52) **U.S. Cl.**  
USPC ..... **D23/356**

(58) **Field of Classification Search**  
USPC ..... D23/356, 359, 364-365, 378, 499  
CPC ..... F24F 3/16; F24F 3/1405; F24F 3/1603;  
F24F 13/20; F24F 13/222  
See application file for complete search history.

(56) **References Cited**

**U.S. PATENT DOCUMENTS**

|              |         |        |       |         |
|--------------|---------|--------|-------|---------|
| D720,063 S * | 12/2014 | Li     | ..... | D23/366 |
| D851,741 S * | 6/2019  | Benau  | ..... | D23/356 |
| D856,501 S * | 8/2019  | Netkin | ..... | D23/366 |
| D862,671 S * | 10/2019 | Zhou   | ..... | D23/356 |
| D864,371 S * | 10/2019 | Chen   | ..... | D23/366 |
| D910,823 S * | 2/2021  | Zou    | ..... | D23/356 |

|                   |         |       |       |           |
|-------------------|---------|-------|-------|-----------|
| D913,475 S *      | 3/2021  | Wu    | ..... | D23/366   |
| D932,682 S *      | 10/2021 | Chang | ..... | D26/106   |
| 2019/0219288 A1 * | 7/2019  | Seo   | ..... | F24F 6/12 |

**FOREIGN PATENT DOCUMENTS**

CN 305015112 \* 9/2018

**OTHER PUBLICATIONS**

Crane Personal Ultrasonic Cool Mist Humidifier, first available Dec. 6, 2016[online], [site visited Nov. 12, 2021]. Available from internet, URL:<<https://www.amazon.com/Crane-Ultrasonic-Cool-Mist-Humidifier/dp/B01MQT6GN9>> (Year: 2016).\*

\* cited by examiner

*Primary Examiner* — Barbara Fox

*Assistant Examiner* — Jamaal Rasheed

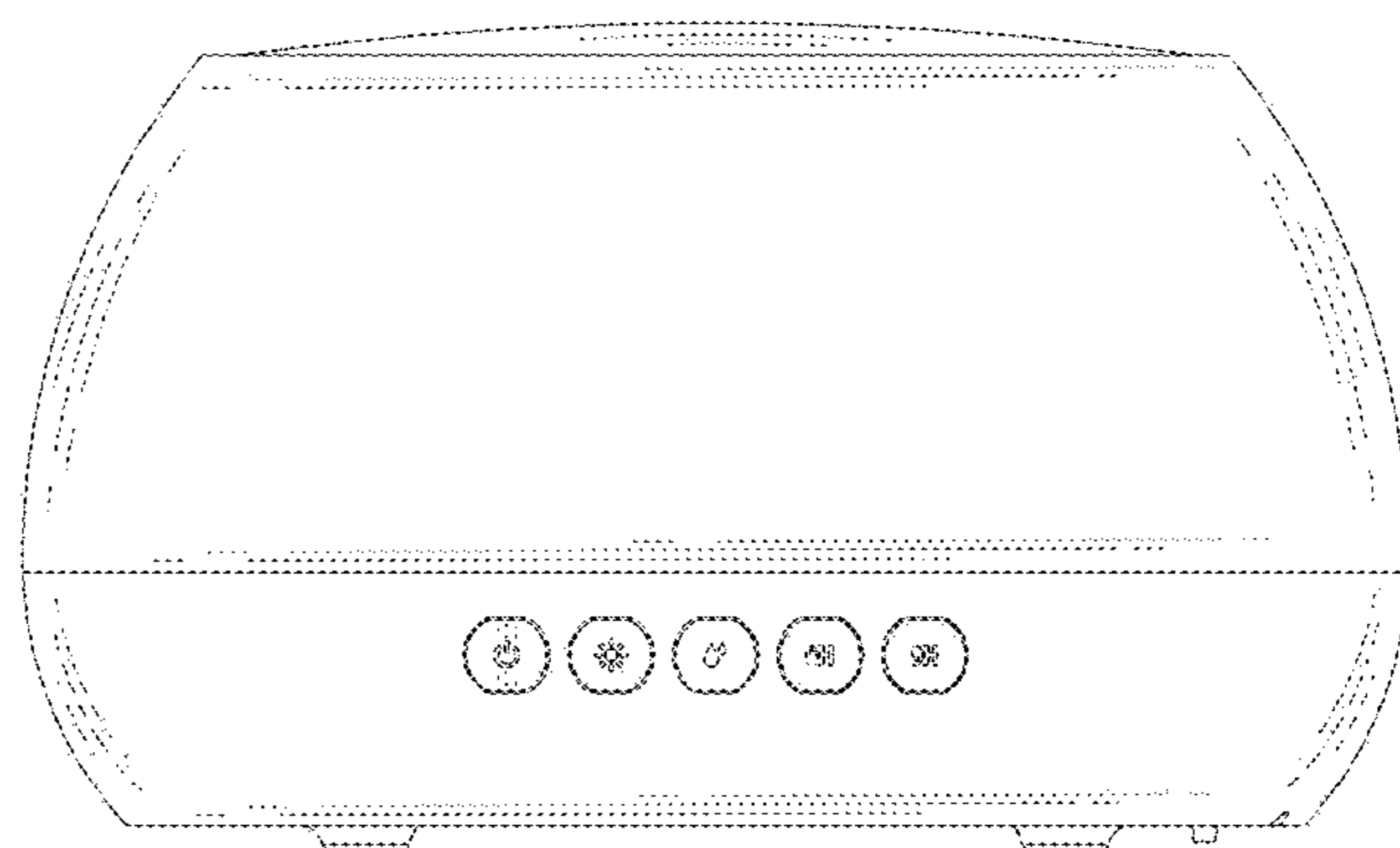
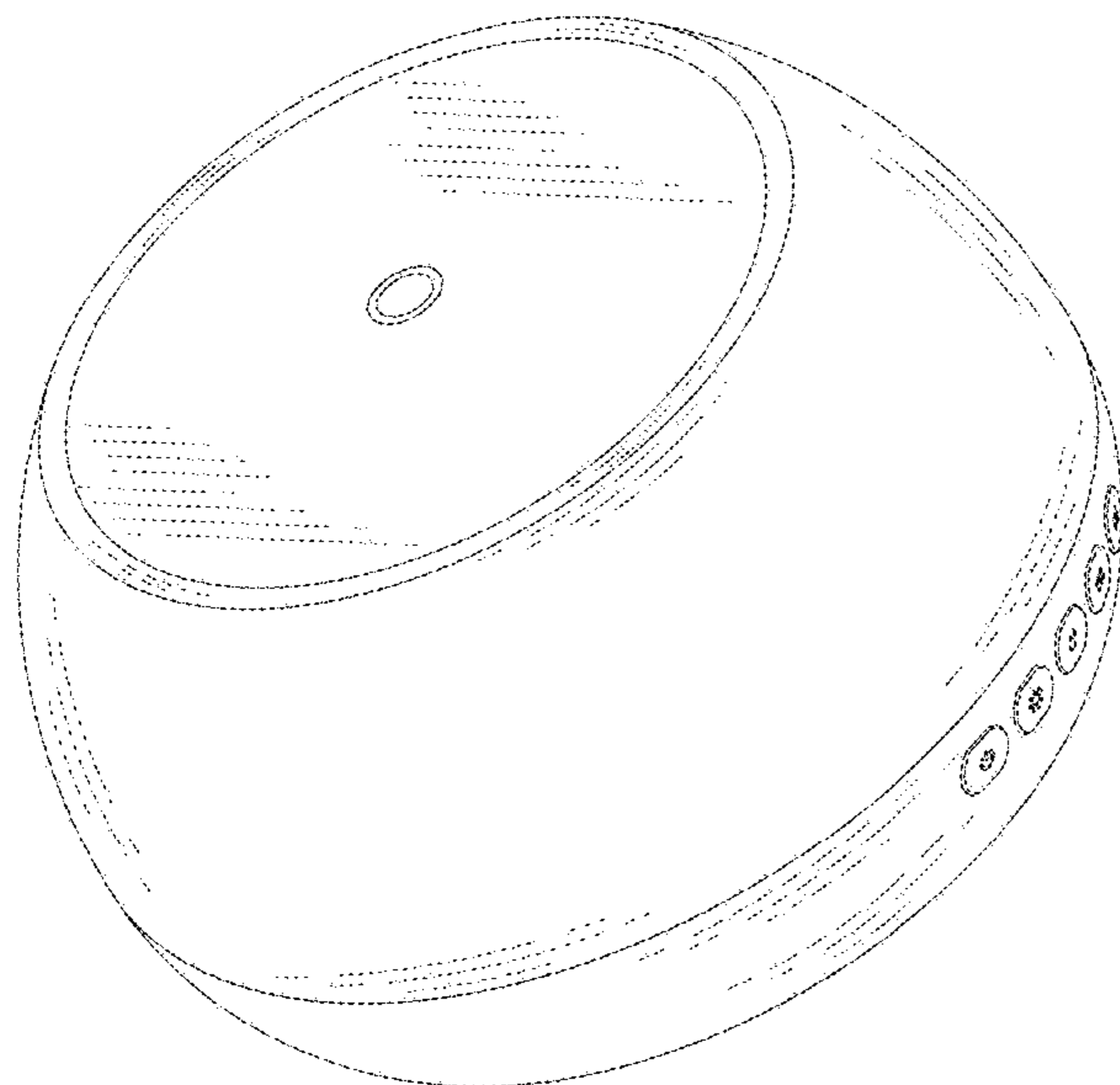
(57) **CLAIM**

The ornamental design for an aromatherapy humidifier, as shown and described.

**DESCRIPTION**

FIG. 1 is a front, left and top perspective view of an aromatherapy humidifier showing my new design; FIG. 2 is a rear and bottom perspective view thereof; FIG. 3 is a front elevation view thereof; FIG. 4 is a rear elevation view thereof; FIG. 5 is a left side elevation view thereof; FIG. 6 is a right side elevation view thereof; FIG. 7 is a top plan view thereof; and, FIG. 8 is a bottom plan view thereof.

**1 Claim, 8 Drawing Sheets**



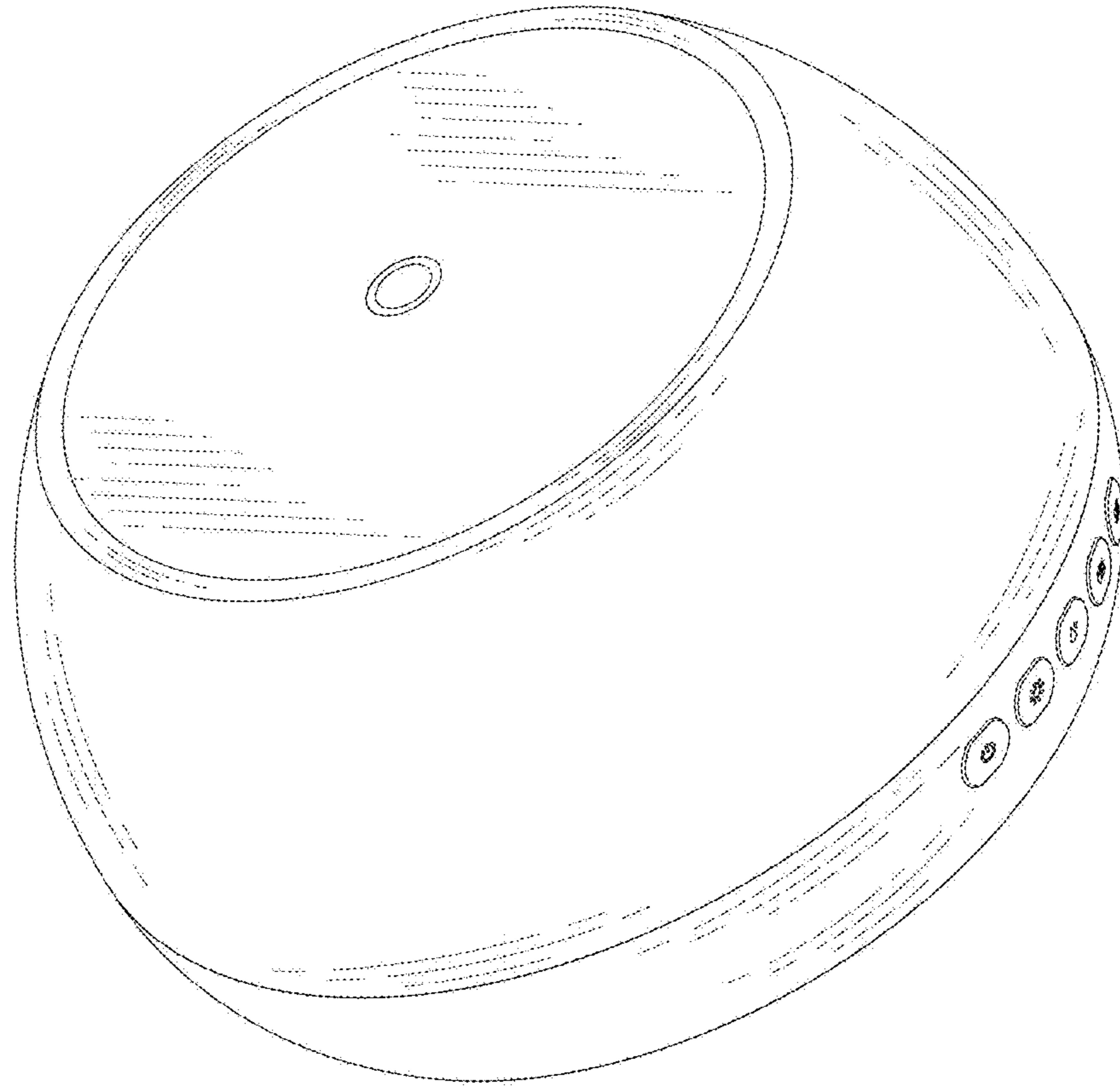


FIG.1

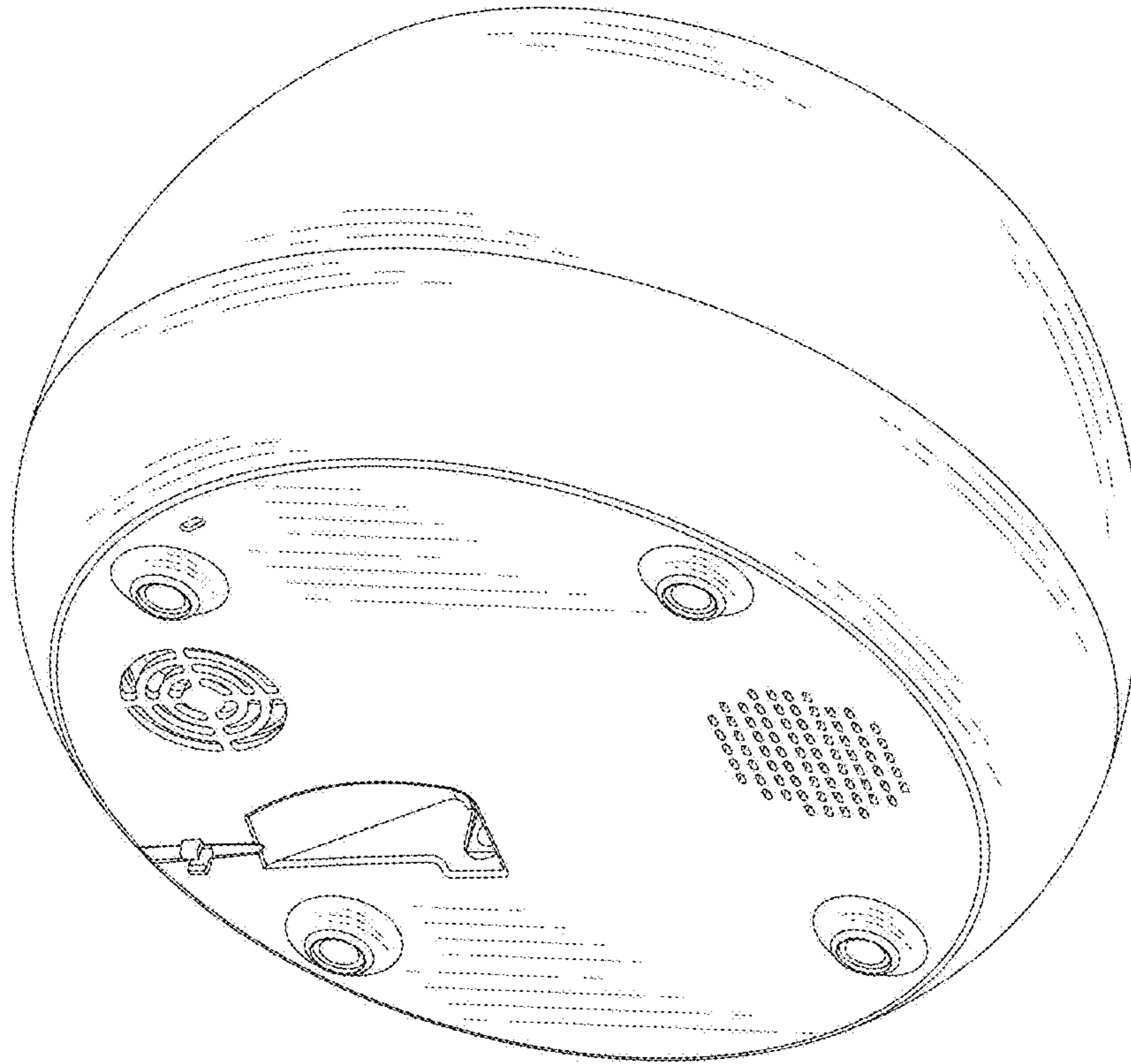


FIG.2

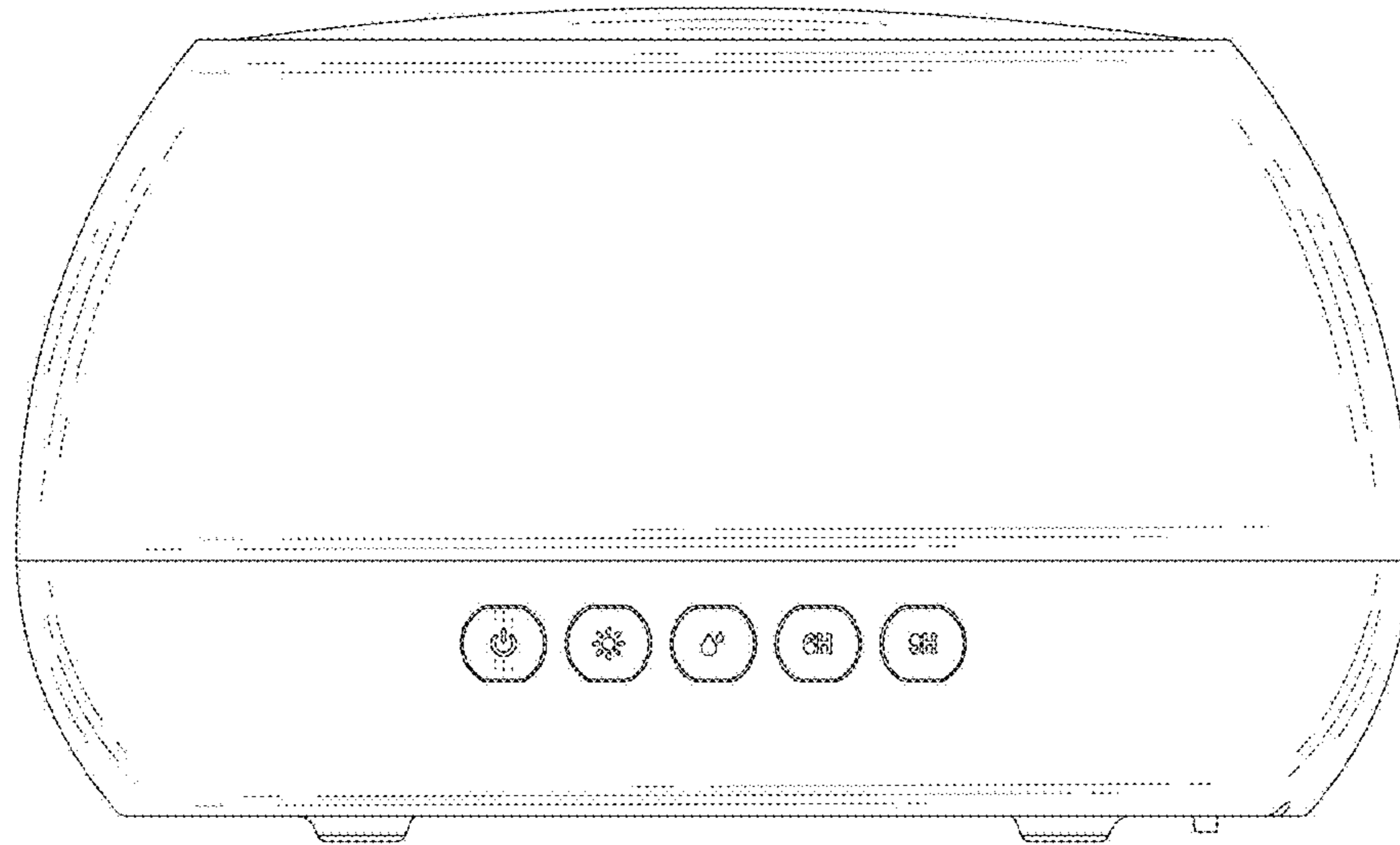


FIG.3




FIG.4




FIG.5




FIG.6




FIG. 7



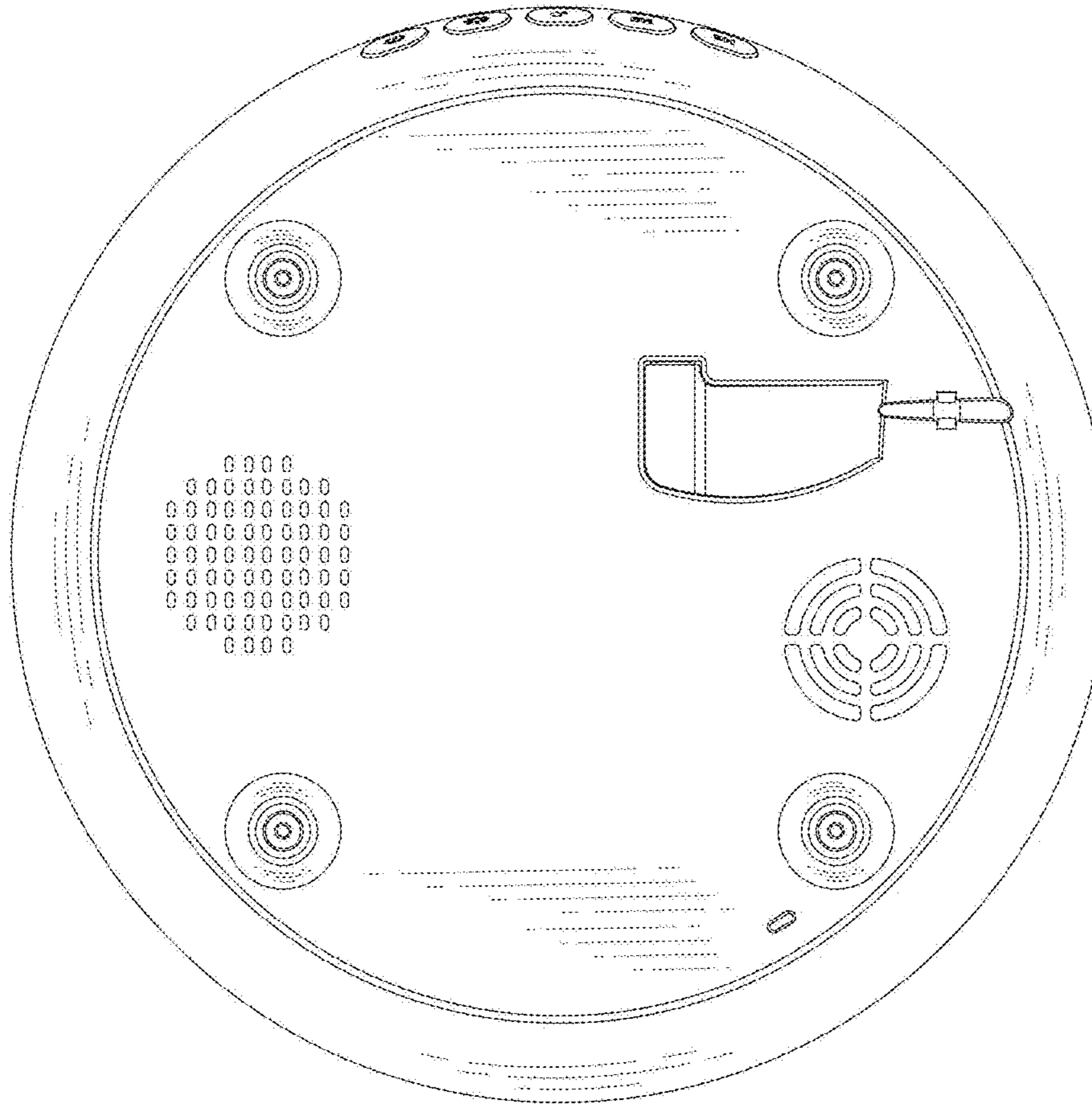


FIG. 8