



US00D948675S

(12) **United States Design Patent** (10) **Patent No.:** **US D948,675 S**
Yeiser (45) **Date of Patent:** **** Apr. 12, 2022**

(54) **HOSE WITH FLEXIBLE SLEEVE**
(71) Applicant: **John O. Yeiser**, Alpine, CA (US)
(72) Inventor: **John O. Yeiser**, Alpine, CA (US)
(73) Assignee: **Telebrands Corporation**, Fairfield, NJ (US)
(**) Term: **15 Years**
(21) Appl. No.: **29/723,442**
(22) Filed: **Feb. 6, 2020**
(51) **LOC (13) Cl.** **23-01**
(52) **U.S. Cl.**
USPC **D23/266**
(58) **Field of Classification Search**
USPC D23/259, 266, 262, 324, 223; 138/28, 138/108-109, 118, 118.1, 129, 137, 138/172-174, 121; 285/53, 417-419
See application file for complete search history.

(56) **References Cited**
U.S. PATENT DOCUMENTS
2,102,010 A 12/1937 Kopp
2,185,741 A * 1/1940 Sorg F16L 35/00
285/115
3,831,635 A 8/1974 Burton
4,669,757 A 6/1987 Bartholomew
4,683,917 A 8/1987 Bartholomew
5,036,890 A 8/1991 Whaley
5,246,254 A 9/1993 LoJacono, Jr.
5,286,068 A 2/1994 Wiebe
5,316,348 A 5/1994 Franklin
D379,404 S * 5/1997 Spelts D23/266
5,816,622 A 10/1998 Carter
5,894,866 A 4/1999 Horst
6,223,777 B1 5/2001 Smith
6,568,610 B1 5/2003 Ericksen
6,983,757 B1 1/2006 Becker

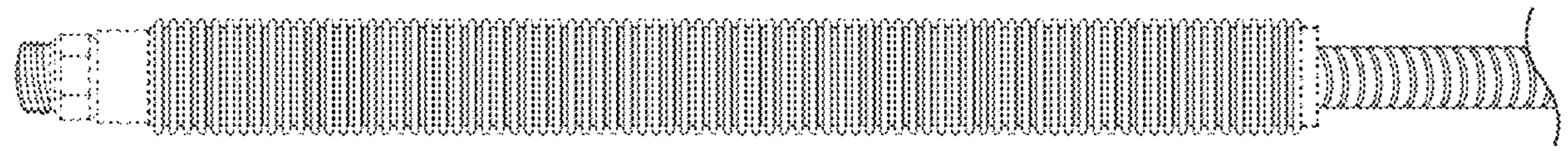
D586,435 S 2/2009 Reckseen
D611,576 S * 3/2010 Tokuno D23/266
8,291,941 B1 10/2012 Berardi
D671,196 S * 11/2012 Montalvo D23/266
D687,513 S * 8/2013 Williams D23/209
D698,415 S * 1/2014 Wyne D23/213
D770,601 S * 11/2016 Melo D23/266
D783,785 S * 4/2017 Bates-Hurtado D23/266
D832,984 S 11/2018 Khubani
D833,585 S 11/2018 Khubani
D834,154 S 11/2018 Khubani
D835,244 S 12/2018 Khubani
D884,841 S * 5/2020 Drew D23/266
2004/0187947 A1 * 9/2004 Heo F16L 11/122
138/121
2008/0038499 A1 * 2/2008 Ono C08L 77/06
428/36.9
2011/0303317 A1 * 12/2011 Montalvo F16L 11/112
138/129
2018/0195648 A1 * 7/2018 Yeiser F16L 27/04

* cited by examiner
Primary Examiner — Amy C Wierenga
(74) *Attorney, Agent, or Firm* — Pryor Cashman LLP

(57) **CLAIM**
The ornamental design for a hose with flexible sleeve, as shown and described.

DESCRIPTION
FIG. 1 is a right side view thereof;
FIG. 2 is a left side view thereof; and,
FIG. 3 is a front view thereof.
The broken lines in the drawings illustrate portions of the hose with flexible sleeve, and form no part of the claimed design.
The hose is shown with a symbolic break in its length. The appearance of any portion of the hose with flexible sleeve beyond the break line forms no part of the claimed design.

1 Claim, 1 Drawing Sheet



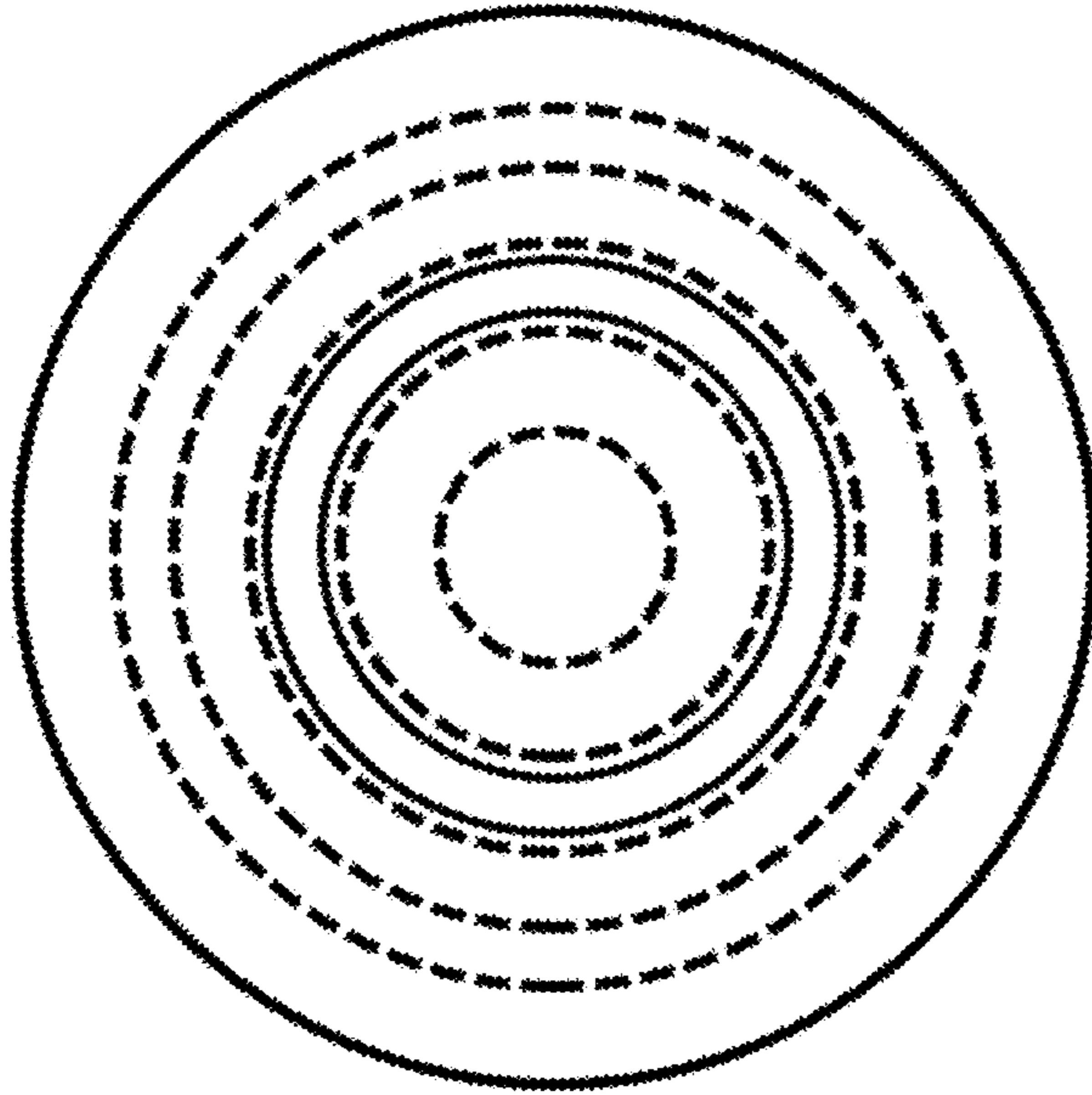


Figure 2

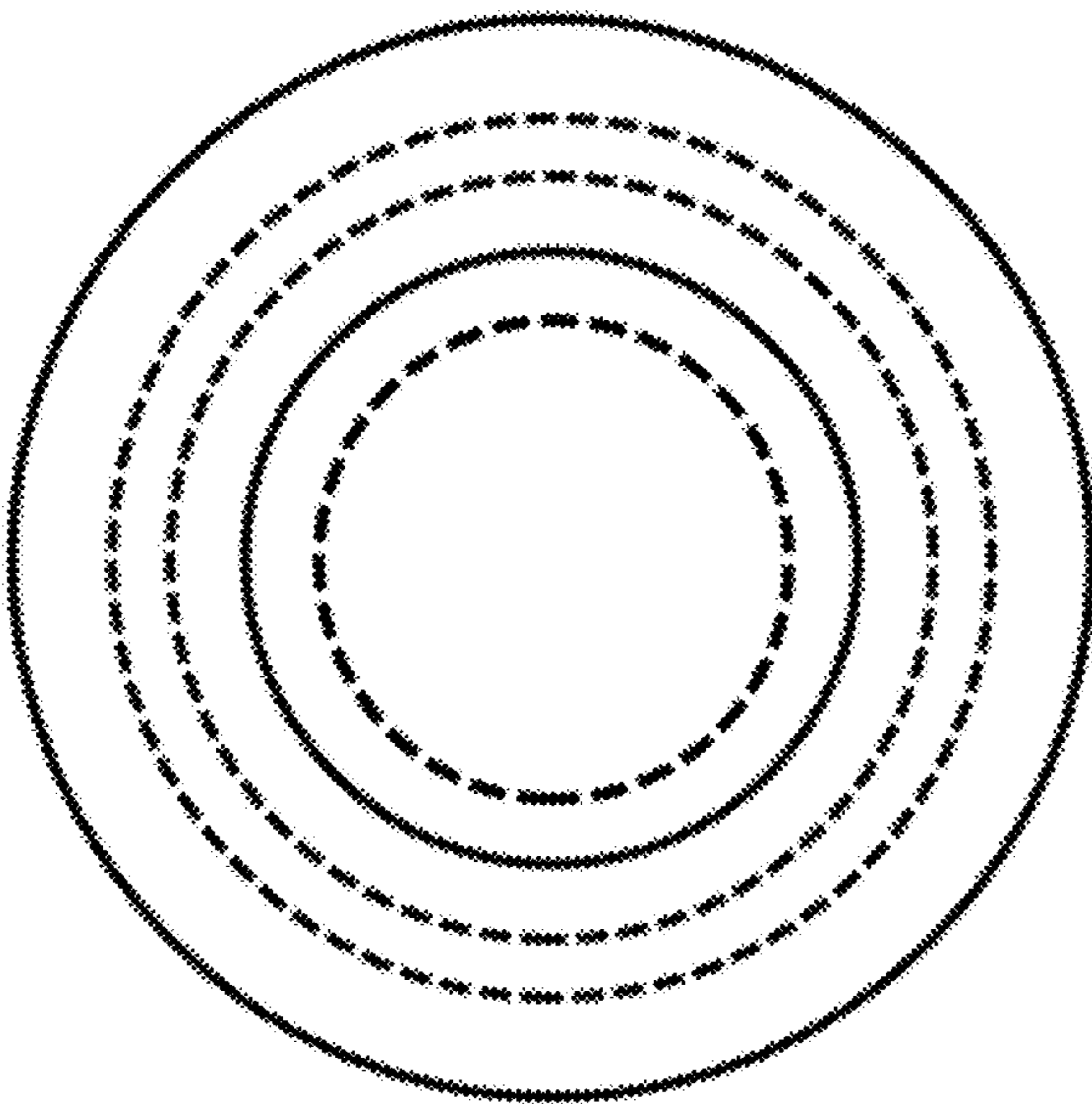


Figure 1




Figure 3