



US00D948652S

(12) **United States Design Patent**
Bentsen et al.

(10) **Patent No.:** **US D948,652 S**
(45) **Date of Patent:** **** Apr. 12, 2022**

- (54) **CLIMBING STRUCTURE**
- (71) Applicant: **Kompan A/S**, Odense (DK)
- (72) Inventors: **Nikolaj Maj Bentsen**, Odense (DK);
Cathrine Luetgge, Odense (DK)
- (**) Term: **15 Years**
- (21) Appl. No.: **35/510,823**
- (22) Filed: **Aug. 14, 2020**
- (80) **Hague Agreement Data**
Int. Filing Date: **Aug. 14, 2020**
Int. Reg. No.: **DM/211278**
Int. Reg. Date: **Aug. 14, 2020**
Int. Reg. Pub. Date: **Nov. 27, 2020**
- (51) **LOC (13) Cl.** **21-03**
- (52) **U.S. Cl.**
USPC **D21/818**
- (58) **Field of Classification Search**
USPC D21/814, 816, 818-822, 826; D25/6, 31,
D25/62-66, 199
CPC A63B 9/00; A63B 2009/004; A63B
2009/006
See application file for complete search history.

- (56) **References Cited**
U.S. PATENT DOCUMENTS
D193,273 S * 7/1962 Kennedy, Jr. D21/818
D214,326 S * 6/1969 Wormser D21/818
D218,625 S * 9/1970 Ahrens D21/821
D220,505 S * 4/1971 Zick D21/818
D224,247 S * 7/1972 Jamison D21/818
D227,382 S * 6/1973 Wormser D21/821
D235,902 S * 7/1975 Zick D21/818

- D238,694 S * 2/1976 Jamison D21/821
- D260,543 S * 9/1981 Ament D21/820
- D262,818 S * 1/1982 Works D21/822
- D268,859 S * 5/1983 Ament D21/820
- D284,021 S * 5/1986 Addleman D21/818
- D286,423 S * 10/1986 Saxman D21/818
- D376,405 S * 12/1996 Strawcutter D21/814
- 6,095,950 A * 8/2000 Katz A63B 9/00
482/34
- D468,386 S * 1/2003 Frank D21/818
- D498,282 S * 11/2004 Gertschen D21/826
- D524,896 S * 7/2006 VanDeusen D21/820
- D536,408 S * 2/2007 Nye D21/818
- D554,227 S * 10/2007 Yates D21/826
- 8,241,182 B2 * 8/2012 Julskjaer A63B 9/00
482/8
- D714,412 S * 9/2014 Astle D21/814
- D844,731 S * 4/2019 Chin D21/818

* cited by examiner

Primary Examiner — Joseph Kukella

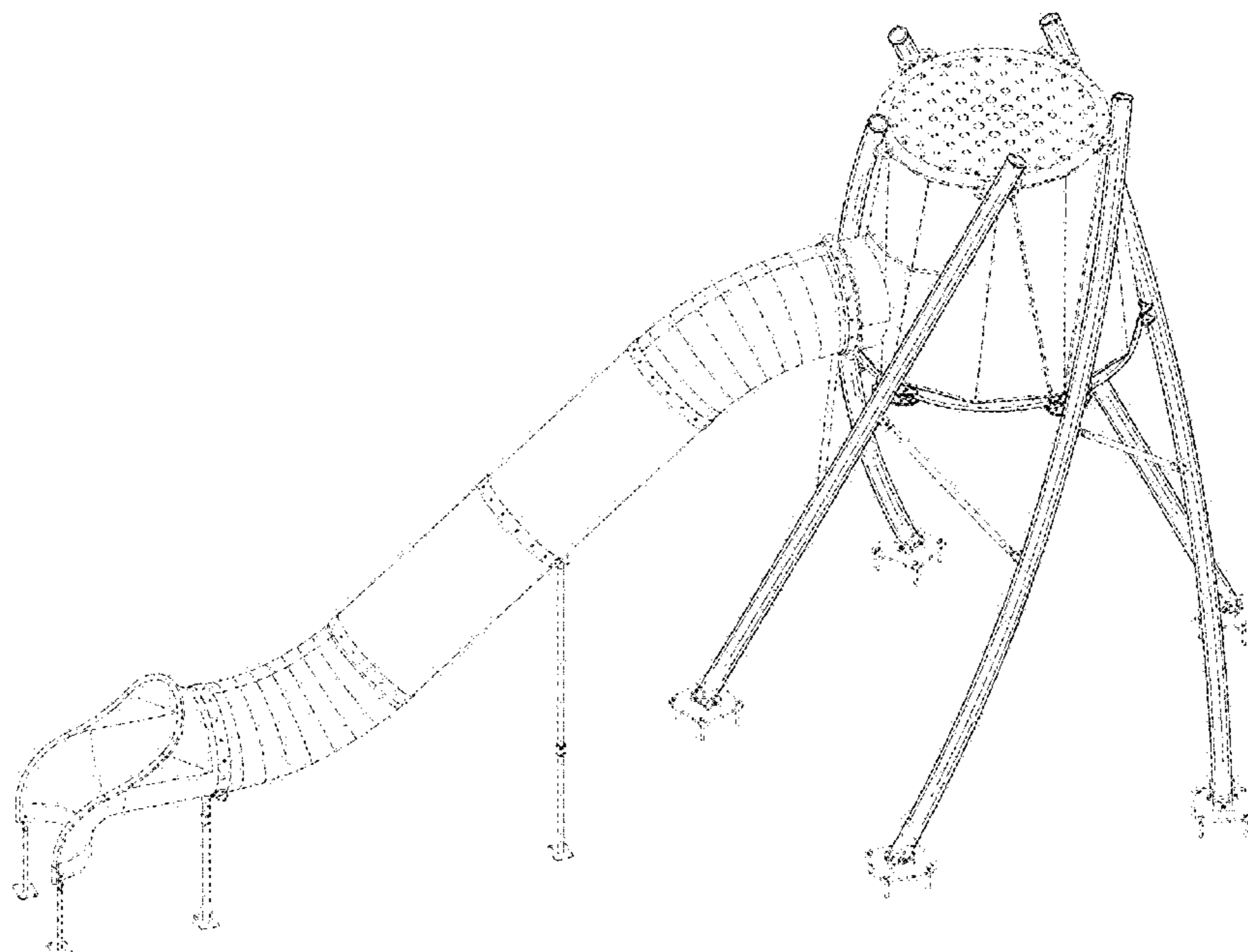
(57) **CLAIM**

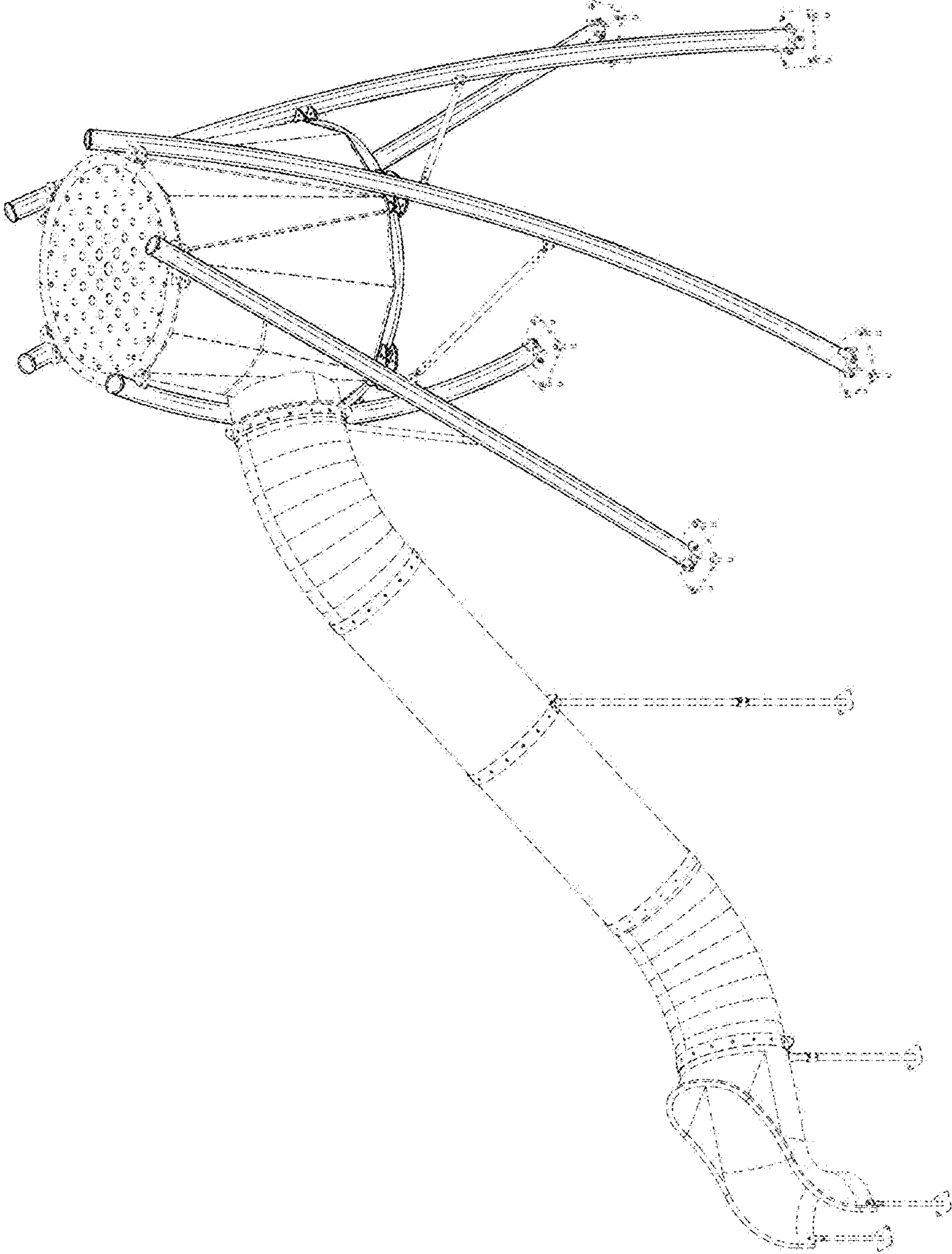
The ornamental design for a climbing structure, as shown and described.

DESCRIPTION

3.1 is a perspective view of our new design for a climbing structure.
3.2 is a front view of **3.1**.
3.3 is a back view of **3.1**.
3.4 is a left view of **3.1**.
3.5 is a right view of **3.1**.
3.6 is a top view of **3.1**.
3.7 is a bottom view of **3.1**.
The features shown in broken lines in the drawings depict environmental subject matter only, and form no part of the claimed design.

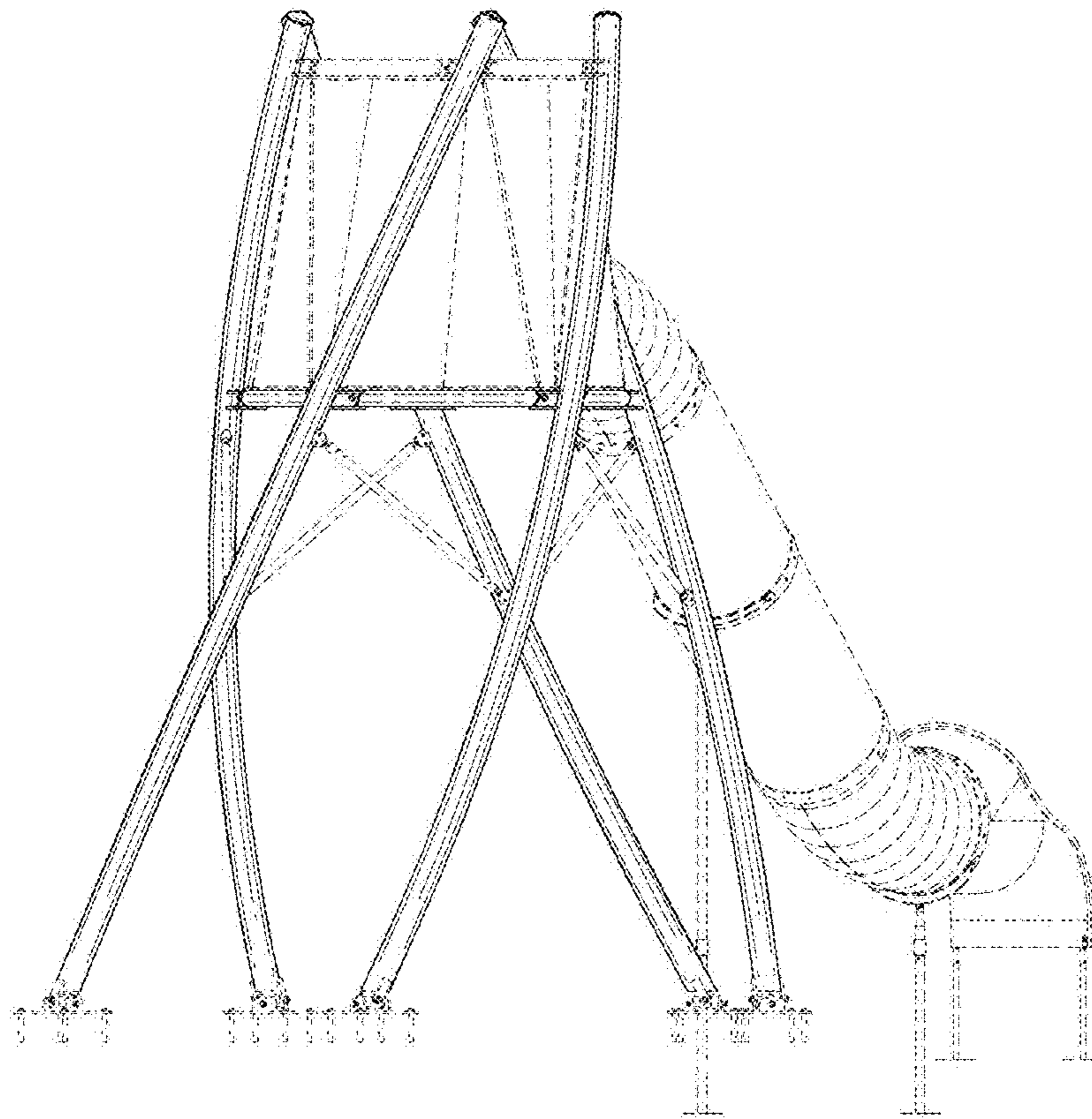
1 Claim, 7 Drawing Sheets



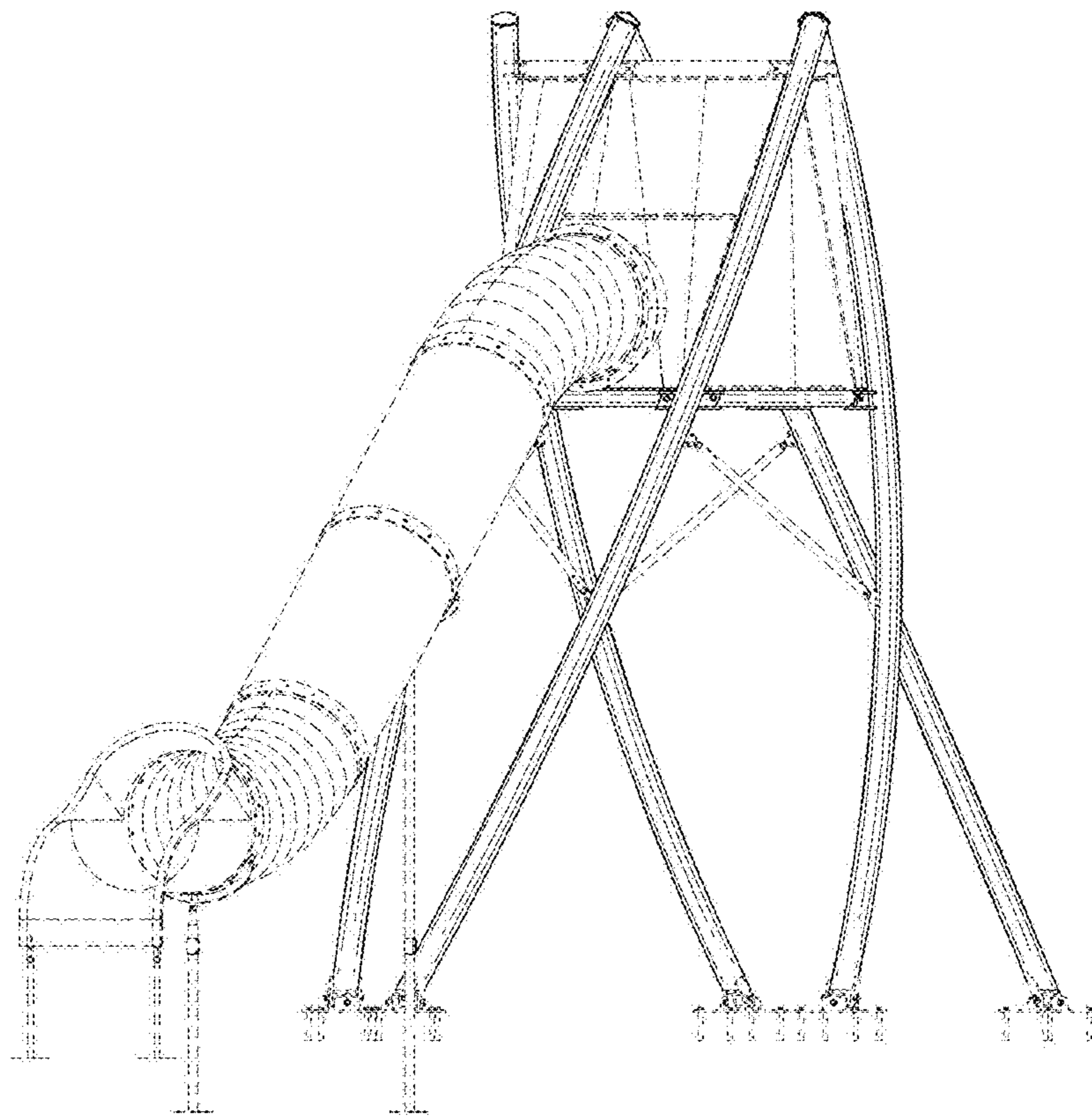


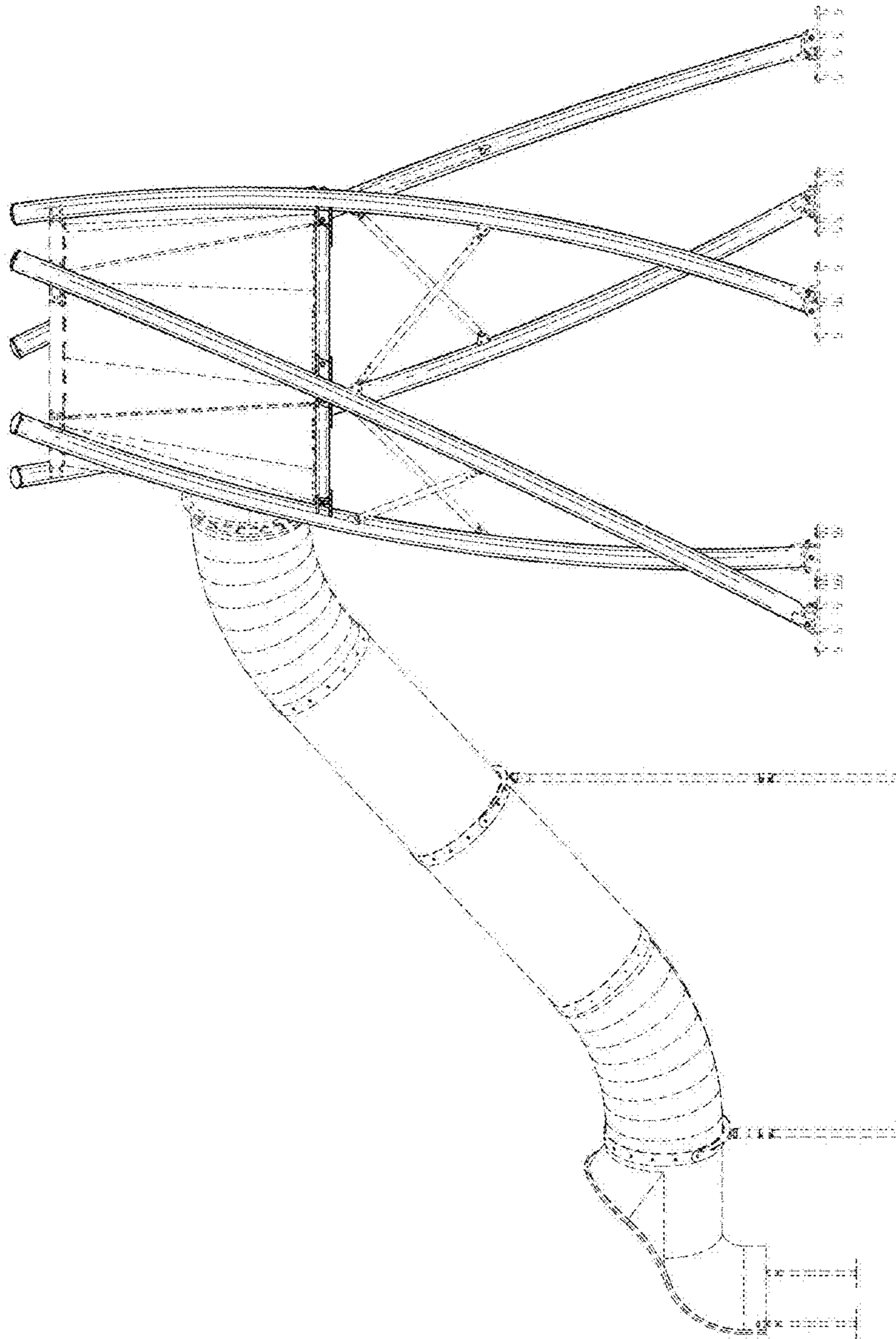
3.1

3.2

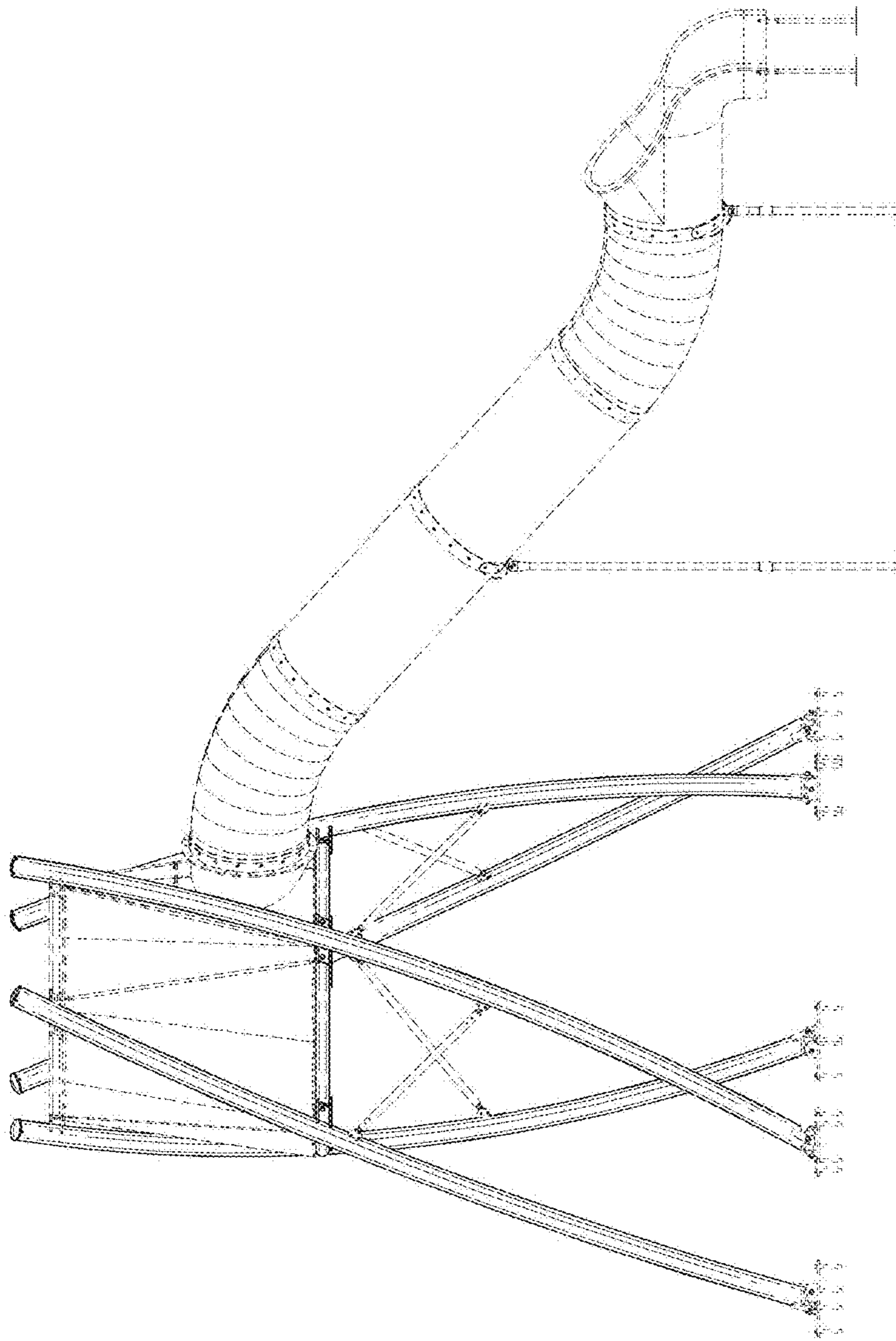


3.3



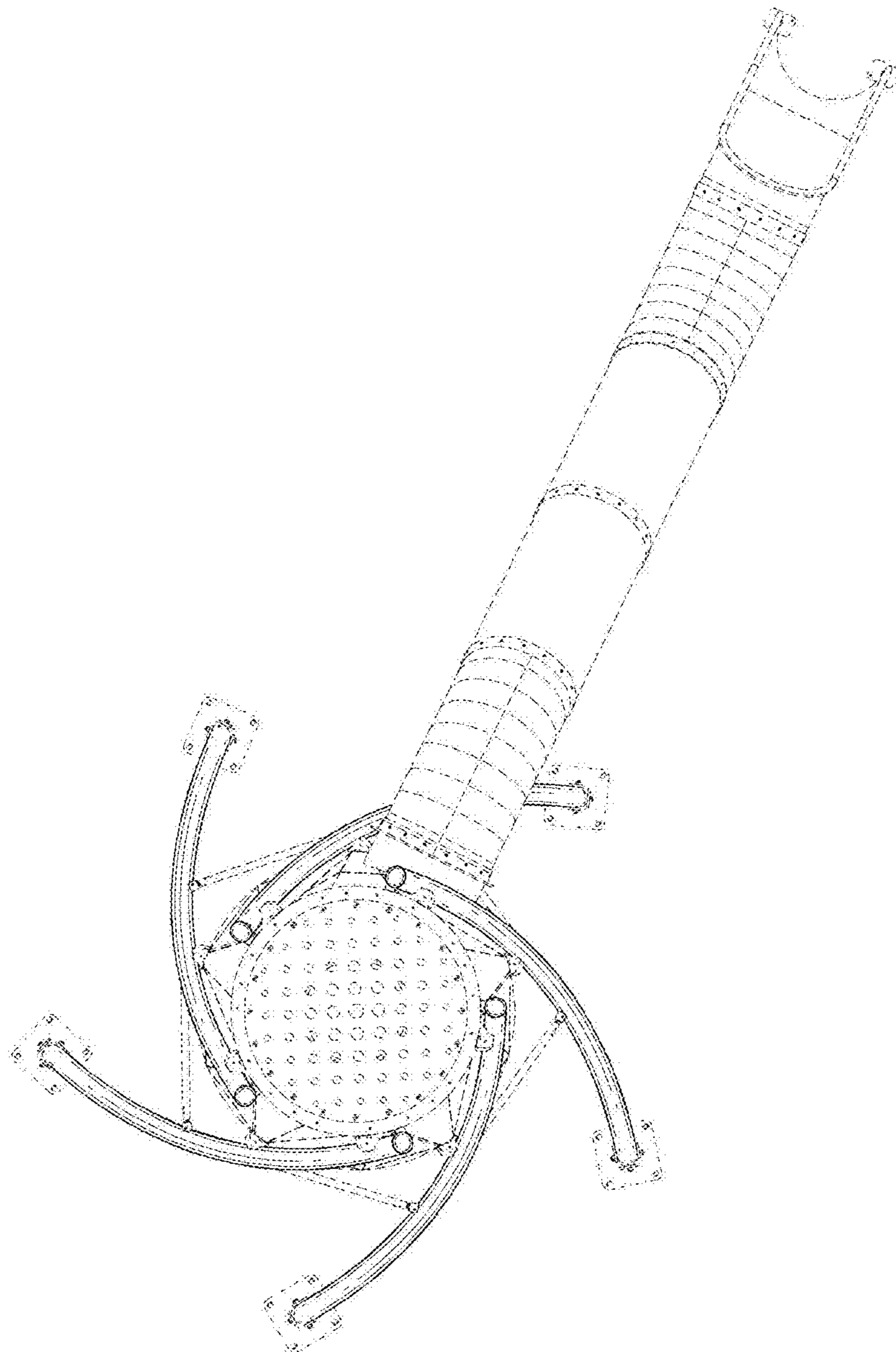


3.4



3.5

3.6



3.7

