



US00D948647S

(12) **United States Design Patent**
Kam

(10) **Patent No.:** **US D948,647 S**

(45) **Date of Patent:** **** Apr. 12, 2022**

(54) **RACQUET WITH MESH HEAD**

(71) Applicant: **Ao Jie Plastic Toys Factory Ltd.,**
Kwun Tong (HK)

(72) Inventor: **Chi Hang Kam,** Kwun Tong (HK)

(73) Assignee: **AO JIE Plastic Toys Factory Ltd.,**
Kwun Tong (HK)

(**) Term: **15 Years**

(21) Appl. No.: **29/747,090**

(22) Filed: **Aug. 19, 2020**

(51) **LOC (13) Cl.** **21-02**

(52) **U.S. Cl.**
USPC **D21/729**

(58) **Field of Classification Search**
USPC D21/729-732
CPC A63B 49/00-14; A63B 2049/0201-103;
A63B 59/80; A63B 59/00; A63B 59/40;
A63B 59/42; A63B 59/45; A63B 60/00;
A63B 60/46; A63B 51/00; A63B
2102/00; A63B 2102/10; A63B 2102/12;
A63B 2102/01; A63B 2102/26; A63B
2102/28; A63B 2102/30; A63B 2102/38
See application file for complete search history.

(56) **References Cited**

U.S. PATENT DOCUMENTS

4,192,506 A * 3/1980 Sofia A63B 49/14
473/548
D283,240 S * 4/1986 Melby D21/730

D352,081 S * 11/1994 Shelley D21/729
D354,323 S * 1/1995 Chuang D21/348
D380,028 S * 6/1997 Bernardino D21/730
D484,556 S * 12/2003 Udwin D21/731
D571,876 S * 6/2008 Perry-Smith D21/722
7,878,929 B2 * 2/2011 Perry-Smith A63H 27/14
473/505
D735,823 S * 8/2015 Malaby D21/729
D917,641 S * 4/2021 Zheng D21/729
2018/0036611 A1 * 2/2018 Hsu A63B 60/22

* cited by examiner

Primary Examiner — Mitchell I. Siegel

(74) *Attorney, Agent, or Firm* — LaMorte & Associates
P.C.


(57) **CLAIM**

The ornamental design for a racquet with mesh head, as shown and described.

DESCRIPTION

FIG. 1 is a front view of a racquet with mesh head;
FIG. 2 is a rear view thereof;
FIG. 3 is a right side view thereof;
FIG. 4 is a left side view thereof;
FIG. 5 is a top view thereof;
FIG. 6 is a bottom view thereof; and,
FIG. 7 is a perspective view thereof.
The broken lines shown on the drawing figures are representative of conventional stitching.

1 Claim, 7 Drawing Sheets






FIG. 1




FIG. 2




FIG. 3

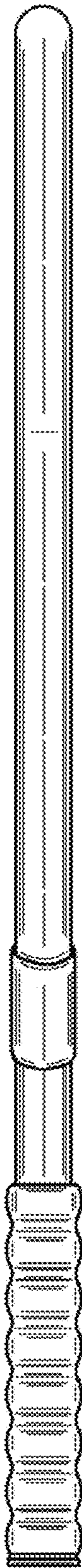


FIG. 4



FIG. 5



FIG. 6




FIG. 7