



US00D948614S

(12) **United States Design Patent** (10) **Patent No.:** **US D948,614 S**
DeCarlo et al. (45) **Date of Patent:** **** Apr. 12, 2022**

(54) **FILE FOLDER**

- (71) Applicant: **IdeaStream Consumer Products, LLC**, Cleveland, OH (US)
- (72) Inventors: **Anthony J. DeCarlo**, Parma, OH (US); **Curtis Patrick Taylor**, Chagrin Falls, OH (US); **Chanseol Chung**, Hollywood, FL (US); **Daniel V. Perella**, Hudson, OH (US)
- (73) Assignee: **IdeaStream Consumer Products, LLC**, Cleveland, OH (US)

- (**) Term: **15 Years**
- (21) Appl. No.: **29/710,992**
- (22) Filed: **Oct. 28, 2019**

Related U.S. Application Data

(60) Continuation of application No. 29/621,758, filed on Oct. 11, 2017, now Pat. No. Des. 865,058, which is a continuation-in-part of application No. 29/564,534, filed on May 13, 2016, now Pat. No. Des. 837,295, which is a continuation of application No. 29/491,171, filed on May 19, 2014, now Pat. No. Des. 759,161, which is a continuation of application No. 29/464,580, filed on Aug. 19, 2013, now Pat. No. Des. 705,351, which is a continuation of application No. 29/415,798, filed on Mar. 14, 2012, now Pat. No. Des. 688,302, which is a continuation of application No. 29/368,350, filed on Aug. 23, 2010, now abandoned, which is a continuation of application No. 29/299,333, filed on Dec. 21, 2007, now Pat. No. Des. 622,320, said application No. 29/621,758 is a continuation-in-part of application No. 14/856,689, filed on Sep. 17, 2015, now abandoned, which is a continuation of application No. 14/064,626, filed on Oct. 28, 2013, now Pat. No. 9,156,303, which is a continuation of application No. 13/151,751, filed on Jun. 2, 2011, now Pat. No. 8,567,659, which is a division of application No. 12/035,079, filed on Feb. 21, 2008, now Pat. No. 7,954,694.

- (51) **LOC (13) Cl.** **19-02**
- (52) **U.S. Cl.**
USPC **D19/90**

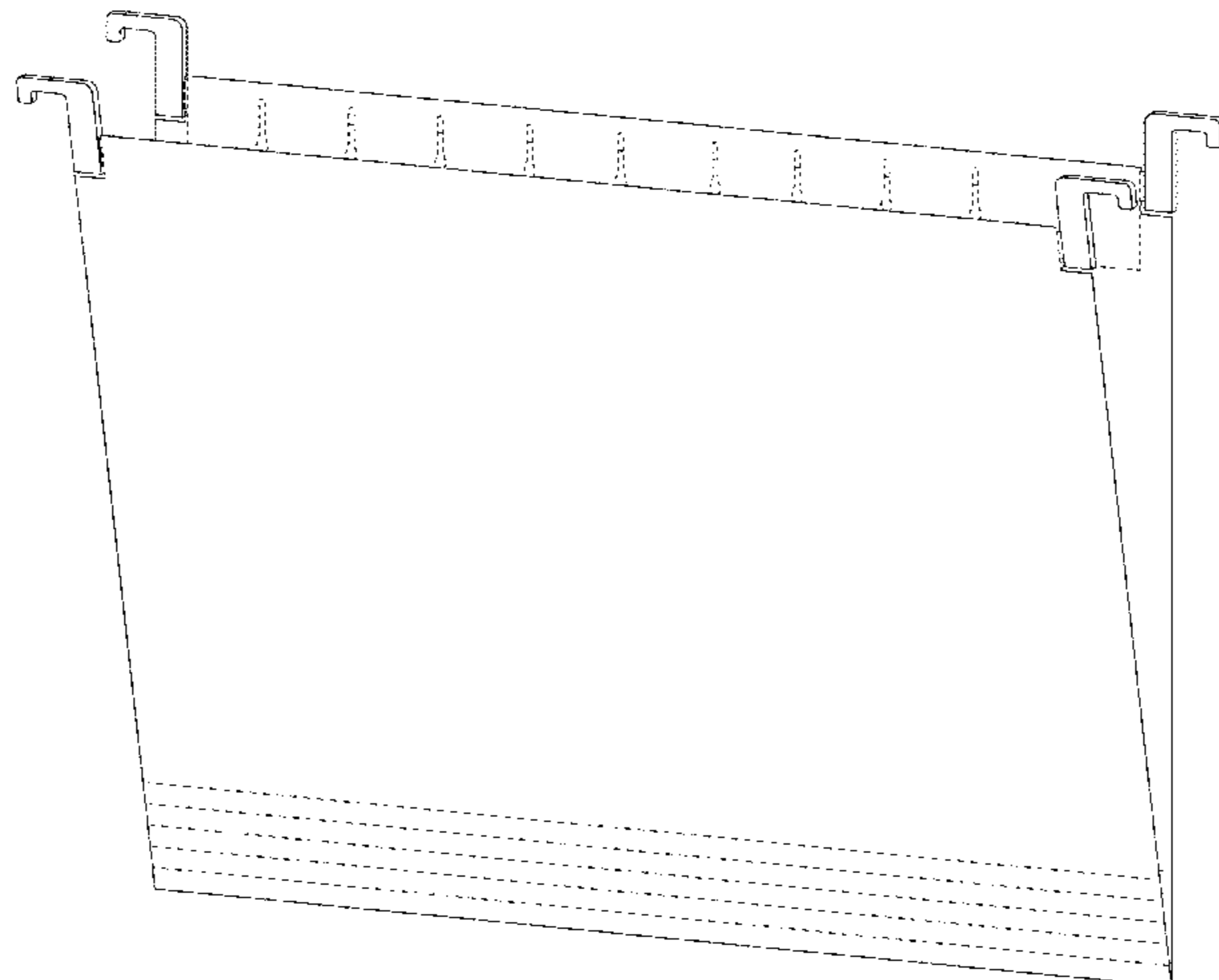
(58) **Field of Classification Search**

USPC D19/26-33, 86, 90, 91, 99; 229/67.1, 229/67.2, 67.3, 67.4
CPC B42F 15/007; B42F 15/0035; B42F 15/0052; B42F 15/0058; B42F 15/0094; B42F 7/00; B42P 2241/06
See application file for complete search history.

(56) **References Cited**

U.S. PATENT DOCUMENTS

2,257,052	A *	9/1941	Hanna	B42F 15/0035 211/46
2,289,577	A *	7/1942	Jonas	B42F 21/065 211/126.13
2,291,675	A *	8/1942	Arelt	B42F 21/065 211/126.13
2,291,724	A *	8/1942	Jonas	B42F 15/0035 312/321
2,312,717	A *	3/1943	Jonas	B42F 15/023 211/126.13
2,318,077	A *	5/1943	Jonas	B42F 15/0035 211/46
2,357,070	A *	8/1944	Bates	B42F 19/00 40/359
2,664,089	A *	12/1953	Meltzer	B42F 21/08 40/651
2,678,651	A *	5/1954	De Whalley	B42F 15/023 211/162
2,800,907	A *	7/1957	Jonas	B42F 15/0094 211/162
2,852,028	A *	9/1958	Patterson	B42F 15/0094 211/162
2,874,699	A *	2/1959	Dunleavy	B42F 21/065 211/126.13
2,910,985	A *	11/1959	Epstein	B42F 21/08 40/651
3,238,947	A *	3/1966	Churnick	B42F 21/08 211/162
3,244,179	A *	4/1966	Archibald	B42F 15/0035 211/162
3,255,758	A *	6/1966	Gauche	B42F 15/0035 211/162
3,263,688	A *	8/1966	Anders	B42F 21/065 40/359
3,572,867	A *	3/1971	Cooper	B42F 15/0064 312/184
3,664,051	A *	5/1972	Benichou	B42F 15/0035 40/359



3,667,854	A *	6/1972	Jonas	B42F 15/0064	402/17	6,883,460	B2 *	4/2005	Weisenfeld	B42F 21/065	116/234
3,779,393	A *	12/1973	Grundell	B42F 15/0035	211/126.13	6,926,158	B1 *	8/2005	Brown	B42F 15/0035	211/189
3,850,488	A *	11/1974	Elias	B42F 15/0058	312/184	6,976,449	B2 *	12/2005	Weisenfeld	B42F 21/00	116/234
4,031,646	A *	6/1977	de Nouel	B42F 15/023	40/359	7,025,382	B2 *	4/2006	Wiggins	B42F 21/065	229/67.1
4,053,057	A *	10/1977	Snowden	B42F 21/06	211/126.13	7,059,483	B2 *	6/2006	Scudder	B42F 15/0035	211/183
RE29,751	E *	9/1978	Elias	B42F 15/0035	211/45	2005/0022718	A1 *	2/2005	Weisenfeld	B42F 21/065	116/313
4,114,963	A *	9/1978	Menahem	B42F 15/0035	229/67.2	2005/0199685	A1 *	9/2005	Mark	B42F 15/0035	229/67.2
4,186,504	A *	2/1980	Avery	B42D 9/00	40/359	2006/0016112	A1 *	1/2006	McCarthy	B42F 21/065	40/641
D257,078	S *	9/1980	DeNardo	D19/90		2006/0059755	A1 *	3/2006	Valade	B42F 21/065	40/641
4,236,770	A *	12/1980	Moore	B42F 15/0035	229/67.2	2006/0097031	A1 *	5/2006	Hoogland	B29C 45/561	229/67.2
4,420,086	A *	12/1983	Bardes	B42F 15/0035	211/46	2006/0226205	A1 *	10/2006	O'Leary	B42F 15/0064	229/67.2
D282,758	S *	2/1986	Hirsch	402/4								
4,722,626	A *	2/1988	Abildgaard	B42F 13/02	312/184							
4,830,268	A *	5/1989	Pitts	B42F 15/04	229/67.1							
4,950,096	A *	8/1990	Gilder	B42F 15/0064	312/184							
5,025,979	A *	6/1991	Dellacroce	B42F 15/0035	229/67.2							
5,052,646	A *	10/1991	Hawes, Jr.	B42F 15/0035	248/214							
5,066,045	A *	11/1991	Hawes, Jr.	B42F 15/0035	281/45							
5,197,762	A *	3/1993	Abramov	B42F 15/0064	211/46							
5,226,734	A *	7/1993	Scott	B42F 21/065	229/67.2							
5,248,290	A *	9/1993	Hawes, Jr.	B42F 15/0035	493/379							
5,256,130	A *	10/1993	Kachel	B42F 15/0035	493/210							
5,261,636	A *	11/1993	Hawes, Jr.	B42F 15/0035	229/67.2							
5,275,439	A *	1/1994	Hawes, Jr.	B42F 15/0035	229/67.2							
D356,830	S *	3/1995	Messier	D19/32								
5,480,024	A *	1/1996	Hertema	G11B 33/0416	206/232							
5,487,617	A *	1/1996	Cole	B42F 15/00	402/4							
5,570,833	A *	11/1996	Dusek	B42F 15/04	229/67.2							
D382,301	S *	8/1997	Baumgarten	D19/32								
5,707,001	A *	1/1998	Mark	B42F 15/0035	229/67.2							
5,722,692	A *	3/1998	Abramov	B42F 15/0058	211/46							
5,833,271	A *	11/1998	Foster	B42F 15/04	281/45							
D407,441	S *	3/1999	Greenberg	D19/90								
5,941,450	A *	8/1999	De Safey	B42F 15/0035	229/67.2							
5,944,423	A *	8/1999	Rabin	B42F 15/0035	383/15							
5,993,099	A *	11/1999	Greenberg	B42F 15/0064	211/42							
6,063,226	A *	5/2000	Foster	B42F 15/04	156/250							
6,332,285	B1 *	12/2001	Aaldenberg	B42F 21/065	229/67.1							
6,508,376	B1 *	1/2003	Chiang	B42F 15/0094	211/46							
6,830,156	B2 *	12/2004	MacKelvie	B42F 15/023	211/10							

OTHER PUBLICATIONS

Pendaflex Portable Desktop File, Side Handles, Hanging File Folders, (23013), Manufacturer: Esselte Corporation, Manufacturer Part No. 23013, ASIN: B0012VIJGS, online on Amazon.com, Date First Available: Apr. 18, 2006.*

Smead Colored Hanging File Folder, (64059), Manufacturer: Manufacturer: Smead, Manufacturer Part No. 64059, ASIN: B00006IF4G, online on Amazon.com, Date First Available: Jan. 7, 2007.*

* cited by examiner

Primary Examiner — Elizabeth A. Albert
(74) *Attorney, Agent, or Firm* — Calfee, Halter & Griswold LLP

(57) **CLAIM**

The ornamental designs for a file folder, as shown and described.

DESCRIPTION

FIG. 1 is a top plan view of a first embodiment of a file folder showing the new design in an open position;
FIG. 2 is a bottom plan view thereof;
FIG. 3 is a front elevational view thereof;
FIG. 4 is a rear elevational view thereof;
FIG. 5 is a left side elevational view thereof;
FIG. 6 is a right side elevational view thereof;
FIG. 7 is a top plan view thereof shown in the closed position;
FIG. 8 is a top plan view thereof;
FIG. 9 is a bottom plan view thereof; and
FIG. 10 is an isometric view thereof.
FIG. 11 is a top plan view of a second embodiment of a file folder showing the new design in an open position;
FIG. 12 is a bottom plan view thereof;
FIG. 13 is a front elevational view thereof;
FIG. 14 is a rear elevational view thereof;
FIG. 15 is a left side elevational view thereof;
FIG. 16 is a right side elevational view thereof;
FIG. 17 is a top plan view thereof shown in the closed position;
FIG. 18 is a top plan view thereof;
FIG. 19 is a bottom plan view thereof; and
FIG. 20 is an isometric view thereof.

FIG. 21 is a top plan view of a third embodiment of a file folder showing the new design in an open position;

FIG. 22 is a bottom plan view thereof;

FIG. 23 is a front elevational view thereof;

FIG. 24 is a rear elevational view thereof;

FIG. 25 is a left side elevational view thereof;

FIG. 26 is a right side elevational view thereof;

FIG. 27 is a top plan view thereof shown in the closed position;

FIG. 28 is a top plan view thereof;

FIG. 29 is a bottom plan view thereof; and

FIG. 30 is an isometric view thereof.

FIG. 31 is a top plan view of a fourth embodiment of a file folder showing the new design in an open position;

FIG. 32 is a bottom plan view thereof;

FIG. 33 is a front elevational view thereof;

FIG. 34 is a rear elevational view thereof;

FIG. 35 is a left side elevational view thereof;

FIG. 36 is a right side elevational view thereof;

FIG. 37 is a top plan view thereof shown in the closed position;

FIG. 38 is a top plan view thereof;

FIG. 39 is a bottom plan view thereof; and,

FIG. 40 is an isometric view thereof.

The broken lines are included for the purpose of illustrating parts of the file folder that form no part of the claimed design.

1 Claim, 28 Drawing Sheets




Fig. 1




Fig. 2



Fig. 3



Fig. 4

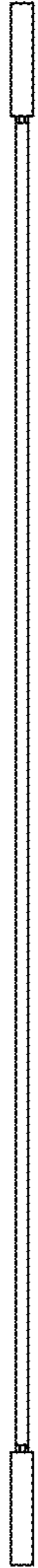


Fig. 5

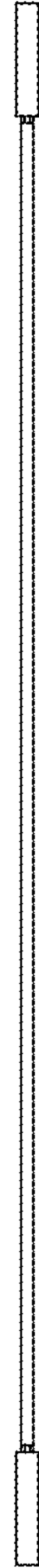


Fig. 6




Fig. 7




Fig. 8




Fig. 9

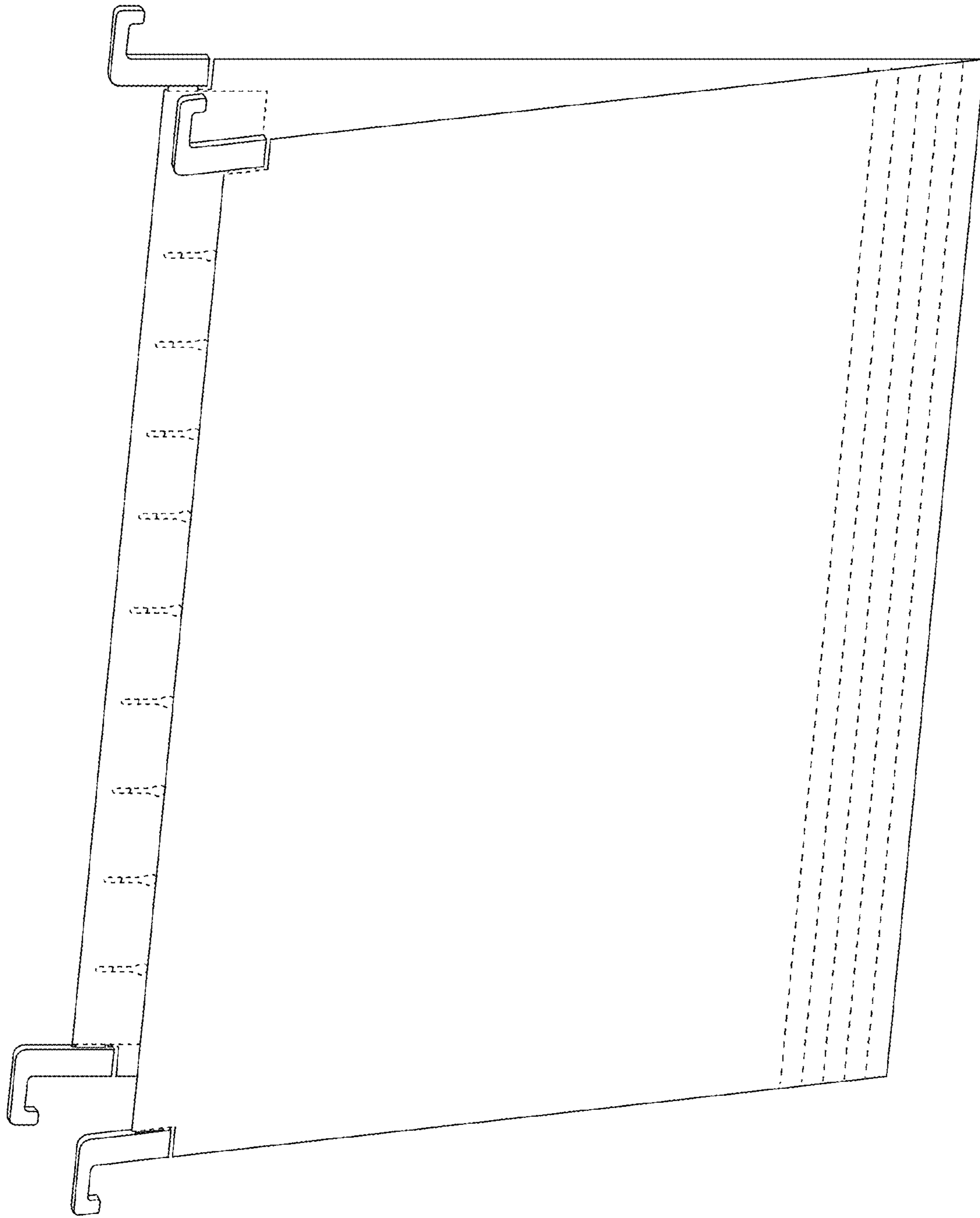


Fig. 10




Fig. 11




Fig. 12

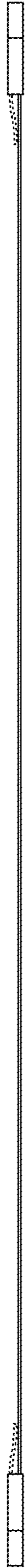


Fig. 13



Fig. 14

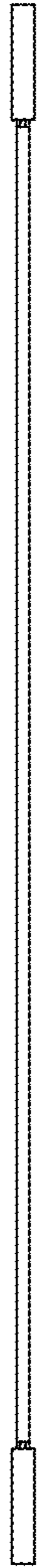


Fig. 15



Fig. 16




Fig. 17




Fig. 18




Fig. 19

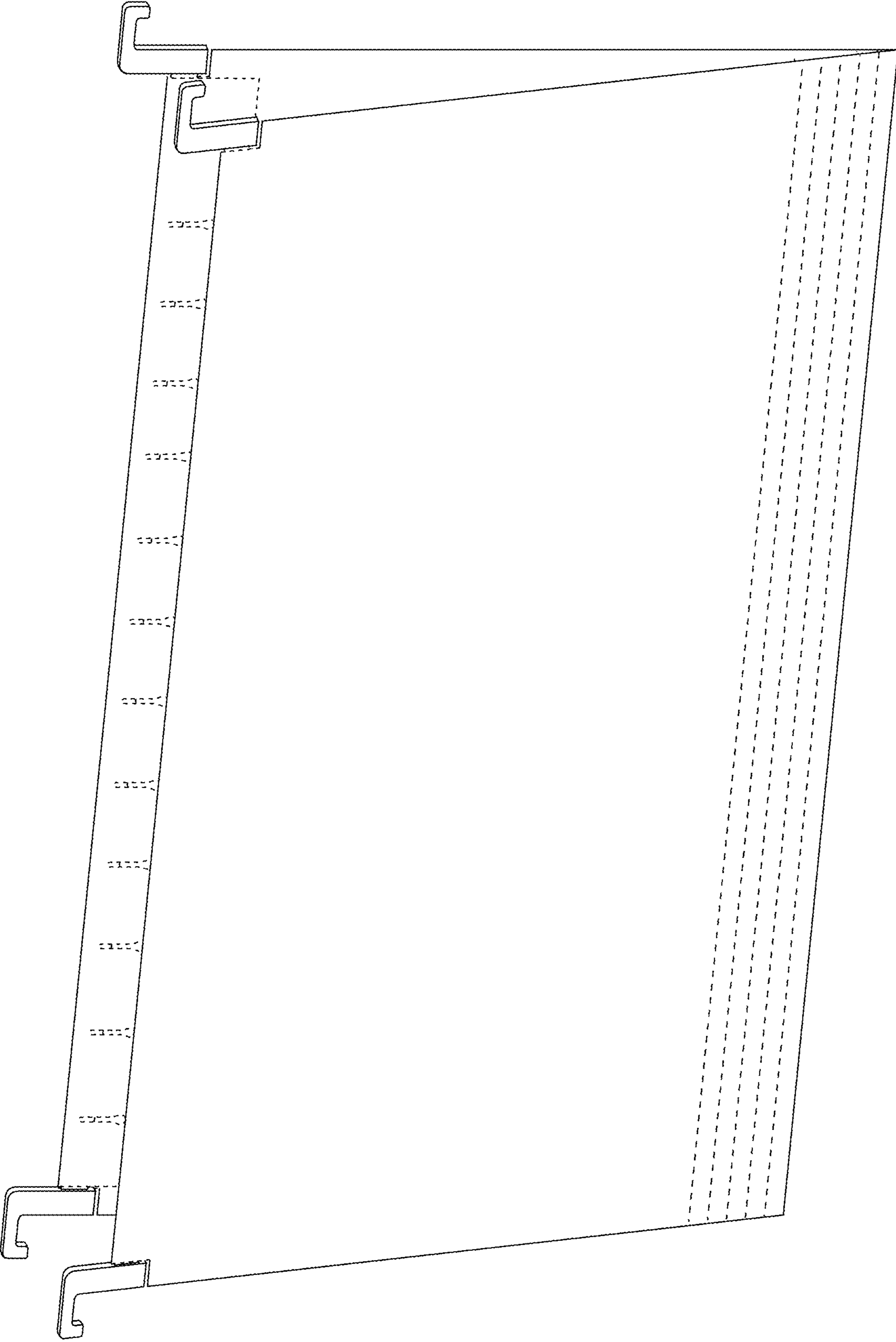


Fig. 20




Fig. 21




Fig. 22



Fig. 23



Fig. 24

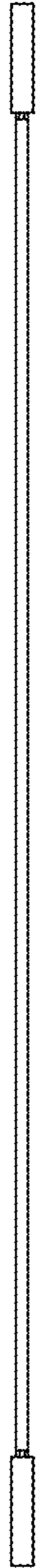


Fig. 25

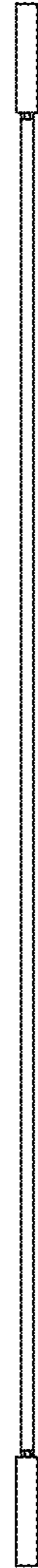


Fig. 26




Fig. 27




Fig. 28




Fig. 29

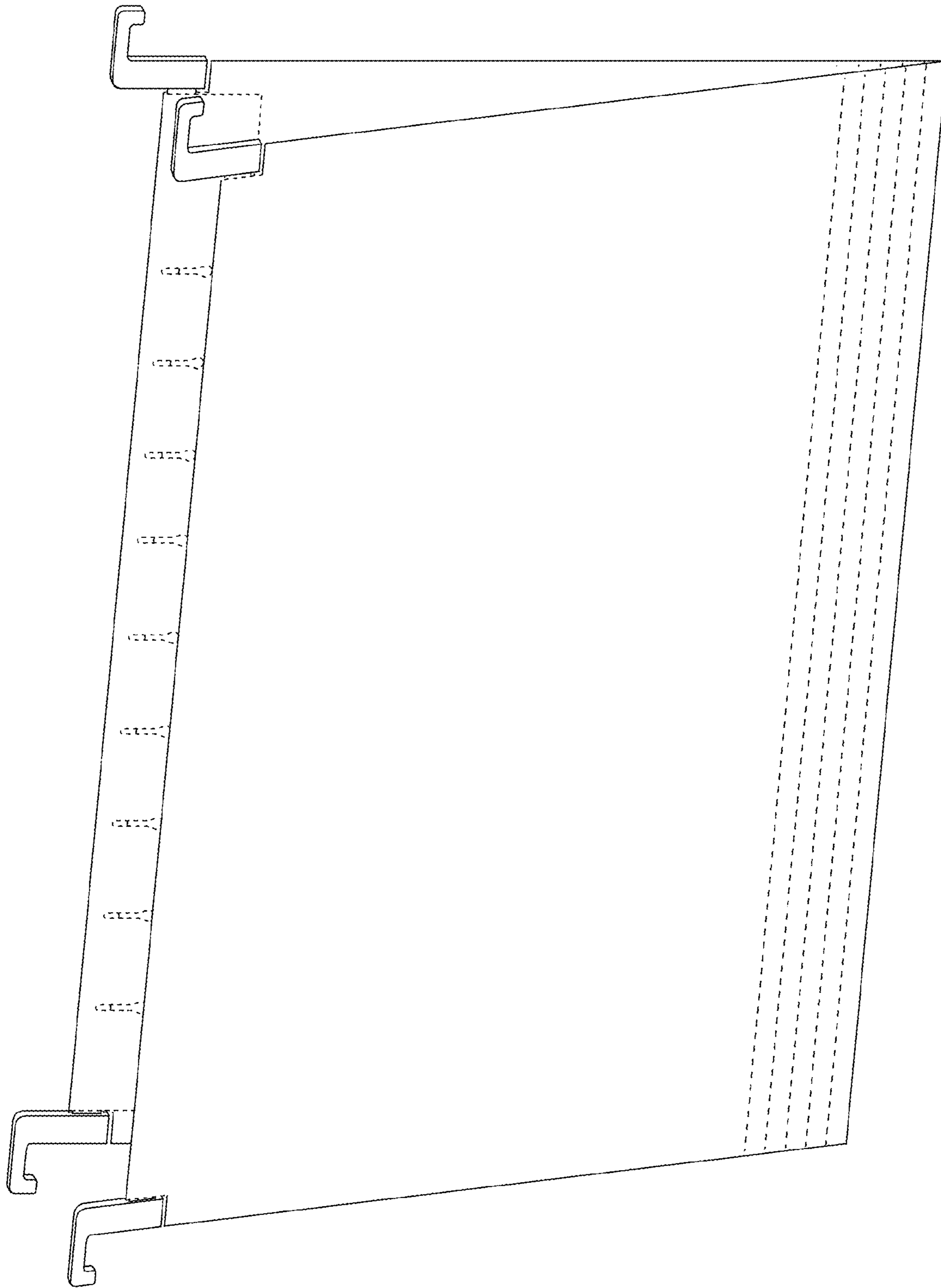


Fig. 30




Fig. 31




Fig. 32



Fig. 33

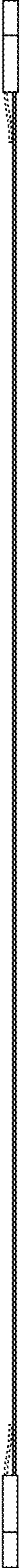


Fig. 34

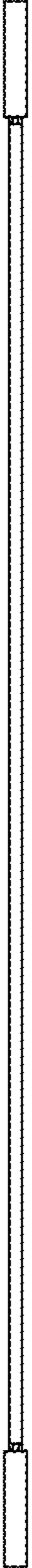


Fig. 35

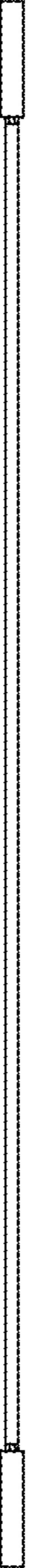


Fig. 36




Fig. 37




Fig. 38




Fig. 39

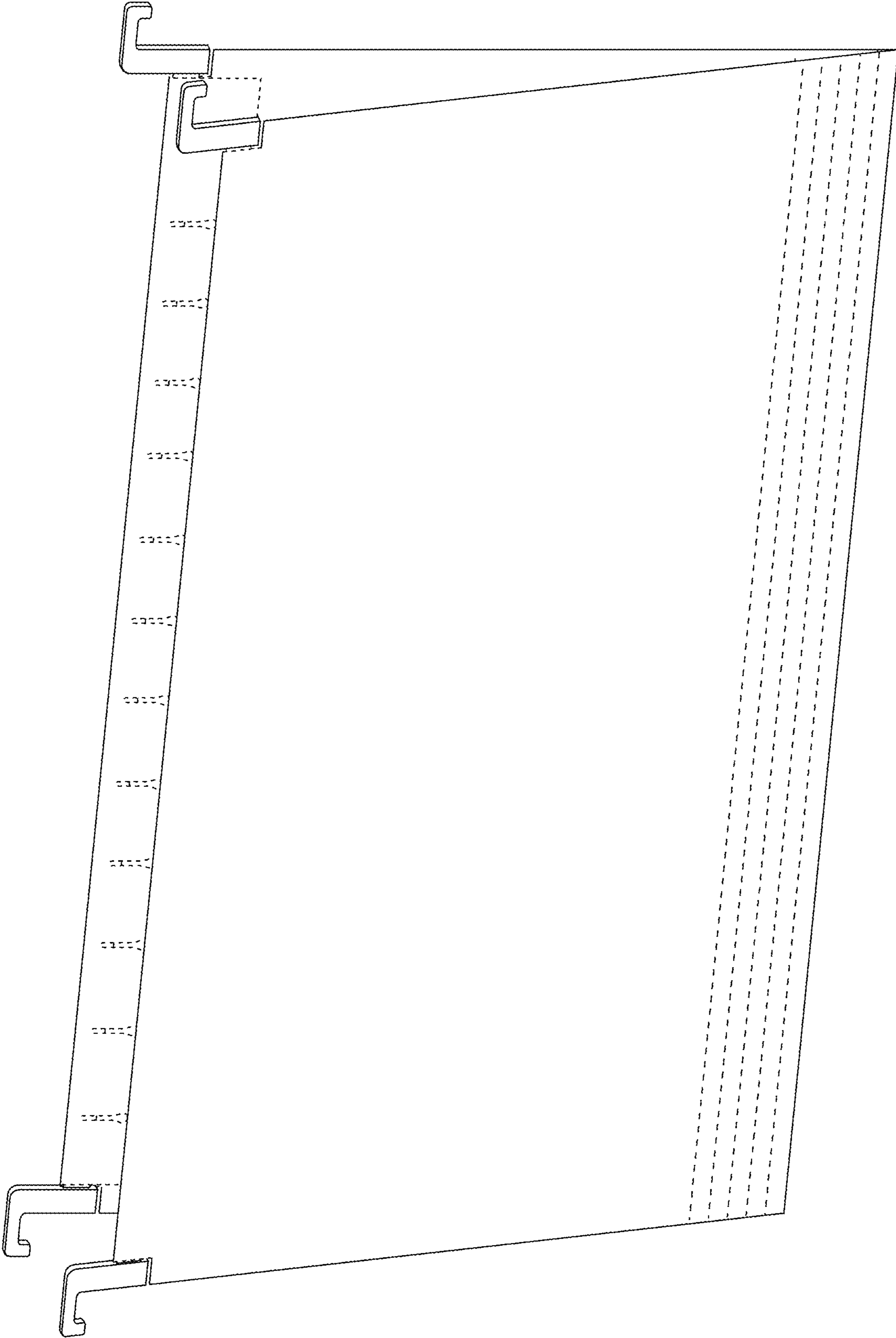


Fig. 40