



US00D948590S

(12) **United States Design Patent** (10) **Patent No.:** **US D948,590 S**
Young et al. (45) **Date of Patent:** **** Apr. 12, 2022**

(54) **GOGGLE LENS**

FOREIGN PATENT DOCUMENTS

(71) Applicant: **100% SPEEDLAB, LLC**, San Diego, CA (US)

EP 1171064 1/2002
GB 2378412 2/2003

(Continued)

(72) Inventors: **Michael D. Young**, San Diego, CA (US); **Jerome Jacques Marie Mage**, San Diego, CA (US); **Marc Blanchard**, San Diego, CA (US); **Dennis C. Tan**, San Diego, CA (US)

Primary Examiner — Sharon S Oum

(74) *Attorney, Agent, or Firm* — Kolitch Romano LLP

(73) Assignee: **100% Speedlab, LLC**, San Diego, CA (US)

(57) **CLAIM**

The ornamental design for the goggle lens, as shown and described.

(**) Term: **15 Years**

(21) Appl. No.: **29/697,890**

(22) Filed: **Jul. 11, 2019**

DESCRIPTION

Related U.S. Application Data

(63) Continuation of application No. 29/687,385, filed on Apr. 12, 2019, now Pat. No. Des. 915,499, and a continuation of application No. PCT/US2019/020428, filed on Mar. 1, 2019, and a continuation of application No. PCT/US2019/020423, filed on Mar. 1, 2019.

(51) **LOC (13) Cl.** **16-06**

(52) **U.S. Cl.**
USPC **D16/101**; D16/312; D16/313

(58) **Field of Classification Search**
USPC D16/100, 101, 300, 305–329, 330, D16/332–342; D29/106, 107, 110; D24/110.2
CPC .. A61F 9/02; A61F 9/026; A61F 9/027; A61F 9/028

See application file for complete search history.

FIG. 1 is a rear top, and right perspective view of the goggle lens illustrating the new design;
FIG. 2 is a front and right perspective view thereof;
FIG. 3 is a front elevational view thereof;
FIG. 4 is a rear elevational view thereof;
FIG. 5 is a right side elevational view thereof;
FIG. 6 is a left side elevational view thereof;
FIG. 7 is a top plan view thereof;
FIG. 8 is a bottom plan view thereof;
FIG. 9 is a front, left and top perspective view illustrating the goggle lens of FIGS. 1-8 assembled into a goggle;
FIG. 10 is a front elevational view thereof;
FIG. 11 is a rear elevational view thereof;
FIG. 12 is a right side elevational view thereof;
FIG. 13 is a left side elevational view thereof;
FIG. 14 is a top plan view thereof; and,
FIG. 15 is a bottom plan view thereof.

The dash-dash broken lines in the figures are shown for the purpose of illustrating portions of the goggle lens and environmental structure and form no part of the claimed design. The dash-dot broken lines define the bounds of the claimed design and form no part thereof.

(56) **References Cited**

U.S. PATENT DOCUMENTS

1,785,929 A 12/1930 Bouchard
2,384,867 A 9/1945 Williams
2,519,561 A 8/1950 Gillman et al.

(Continued)

1 Claim, 9 Drawing Sheets



(56)

References Cited

U.S. PATENT DOCUMENTS

3,702,607 A 11/1972 Tucker et al.
 3,718,937 A 3/1973 Smith
 3,945,044 A 3/1976 McGee et al.
 4,271,538 A 6/1981 Montes et al.
 4,427,271 A 1/1984 Fogg
 4,428,081 A 1/1984 Smith
 D273,819 S 5/1984 Yehl
 4,689,838 A 9/1987 Angermann et al.
 4,707,089 A 11/1987 Danloup et al.
 4,748,697 A 6/1988 Hodnett
 4,755,040 A 7/1988 Haslbeck
 4,848,893 A 7/1989 Grendol
 5,033,128 A 7/1991 Torres
 5,163,185 A 11/1992 Hodnett
 5,220,689 A 6/1993 Miller
 5,379,464 A 1/1995 Schleger et al.
 5,523,805 A 6/1996 Kuipers et al.
 5,526,068 A 6/1996 Markovitz
 5,617,588 A 4/1997 Canavan et al.
 5,697,100 A 12/1997 Horowitz et al.
 5,913,416 A 6/1999 Rothan
 5,966,745 A 10/1999 Schwartz et al.
 6,009,564 A 1/2000 Tackles et al.
 6,145,133 A 11/2000 Sato et al.
 6,196,681 B1 3/2001 Canavan
 6,206,521 B1 3/2001 Kindschuh
 6,415,452 B1 7/2002 Watanabe et al.
 6,416,177 B1 7/2002 Gibson
 6,899,427 B1 5/2005 Sheldon
 6,904,619 B2 6/2005 Kuo
 D519,147 S 4/2006 Moritz et al.
 D523,889 S 6/2006 Chen
 D524,352 S 7/2006 Hsu
 7,114,807 B2 10/2006 Tagawa
 7,188,947 B1 3/2007 Chen
 7,200,875 B2 4/2007 Dondero
 7,343,631 B2 3/2008 Lin
 7,404,217 B2 7/2008 Polinelil et al.
 D577,054 S 9/2008 Moritz
 7,641,333 B2 1/2010 Blanshay et al.
 D616,483 S 5/2010 Moritz
 7,810,174 B2 10/2010 Matera
 7,866,812 B1 1/2011 Tullis
 D640,724 S 6/2011 Goodman et al.
 D649,178 S 11/2011 Moritz et al.
 8,356,895 B2 1/2013 Jackson et al.
 8,641,188 B2 2/2014 DiChiara
 D711,960 S 8/2014 Mage et al.
 D727,398 S 4/2015 Blanchard et al.
 9,241,527 B2 1/2016 Croteau et al.

D756,445 S 5/2016 Blanchard et al.
 D800,825 S * 10/2017 Frosi D16/313
 9,782,296 B2 10/2017 Pengfei et al.
 10,012,846 B1 7/2018 Santinelli
 D828,866 S * 9/2018 Yoo D16/313
 10,123,907 B2 11/2018 Sigismondo et al.
 D860,302 S * 9/2019 Boinnard D16/315
 D862,570 S * 10/2019 Frosi D16/313
 D870,789 S * 12/2019 Blanchard D16/101
 D880,574 S * 4/2020 Liang D16/312
 10,716,708 B2 * 7/2020 Blanchard A61F 9/028
 10,751,218 B2 * 8/2020 Blanchard A61F 9/028
 D899,503 S * 10/2020 Boinnard D16/314
 D901,581 S * 11/2020 Zhang D16/314
 D907,107 S * 1/2021 Young D16/330
 D914,795 S * 3/2021 Boinnard D16/300
 D915,499 S * 4/2021 Young D16/330
 D926,864 S * 8/2021 Young D16/313
 D926,865 S * 8/2021 Young D16/313
 2001/0029623 A1 10/2001 Tsubooka
 2002/0166158 A1 11/2002 Chiang
 2003/0140403 A1 7/2003 Chou
 2004/0111779 A1 6/2004 Gagnon et al.
 2005/0206841 A1 9/2005 Saderholm et al.
 2009/0119823 A1 5/2009 Lee
 2009/0229044 A1 9/2009 Gill
 2010/0033671 A1 2/2010 Campo
 2011/0083256 A1 4/2011 Wang-Lee
 2012/0023647 A1 2/2012 Park
 2012/0038879 A1 2/2012 Reyes et al.
 2012/0137414 A1 6/2012 Saylor
 2012/0291186 A1 11/2012 Cheng
 2013/0014316 A1 1/2013 Castro et al.
 2013/0104299 A1 5/2013 Chen
 2014/0115761 A1 5/2014 McNeal et al.
 2014/0157496 A1 6/2014 Ginther et al.
 2015/0067952 A1 3/2015 Kulik
 2015/0202086 A1 7/2015 Tzu-Feng
 2015/0272784 A1 10/2015 Padovani
 2015/0320600 A1 11/2015 Blanchard et al.
 2018/0042773 A1 2/2018 Boinnard
 2019/0083315 A1 3/2019 Sigismondo et al.
 2020/0306088 A1 * 10/2020 Young A61F 9/027
 2021/0030592 A1 * 2/2021 Young A61F 9/025
 2021/0196523 A1 * 7/2021 Young A61F 9/02

FOREIGN PATENT DOCUMENTS

GB 2495984 5/2013
 WO WO 1997/035224 9/1997
 WO WO 2008/0115729 9/2008

* cited by examiner

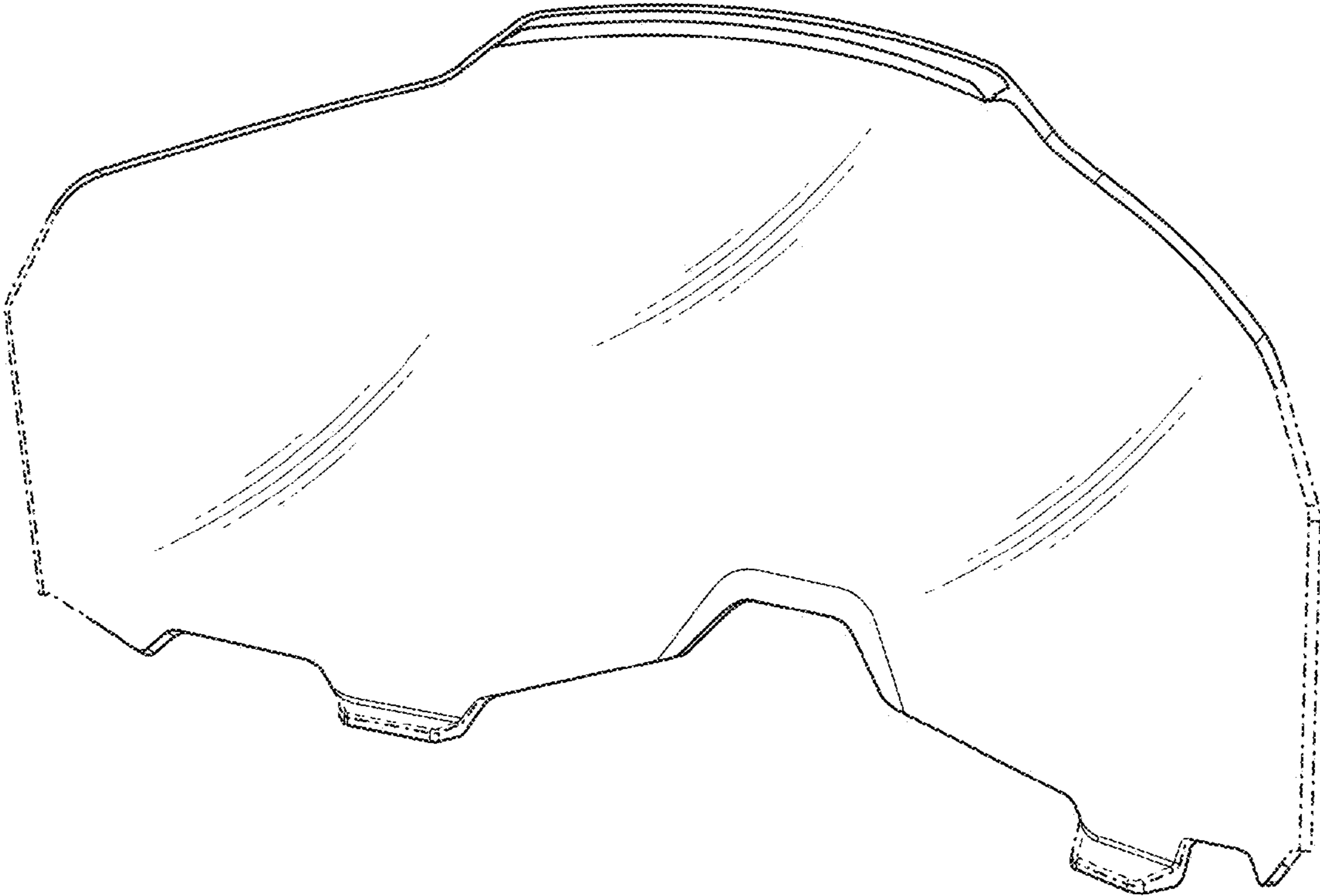


FIG. 1

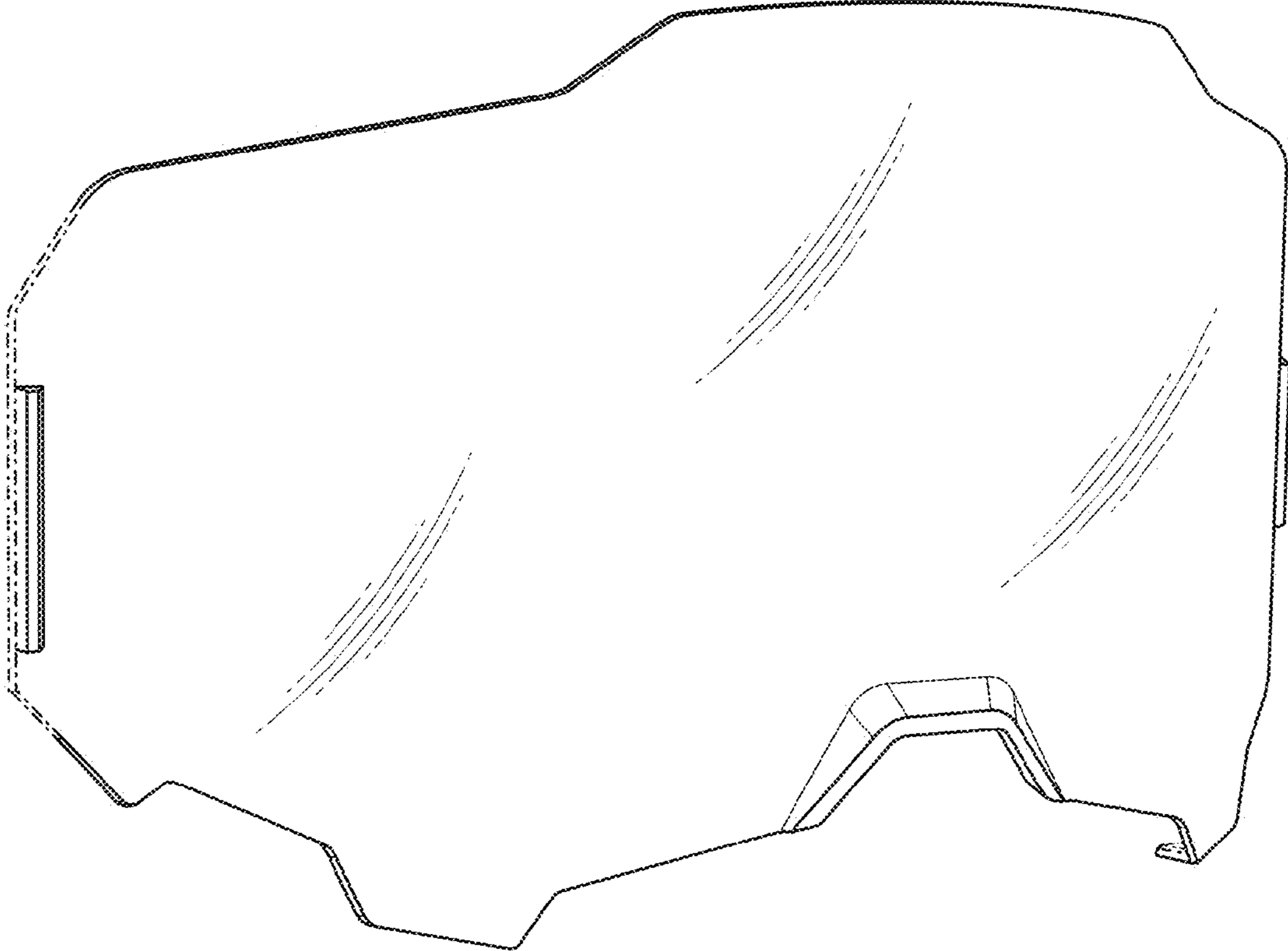


FIG. 2

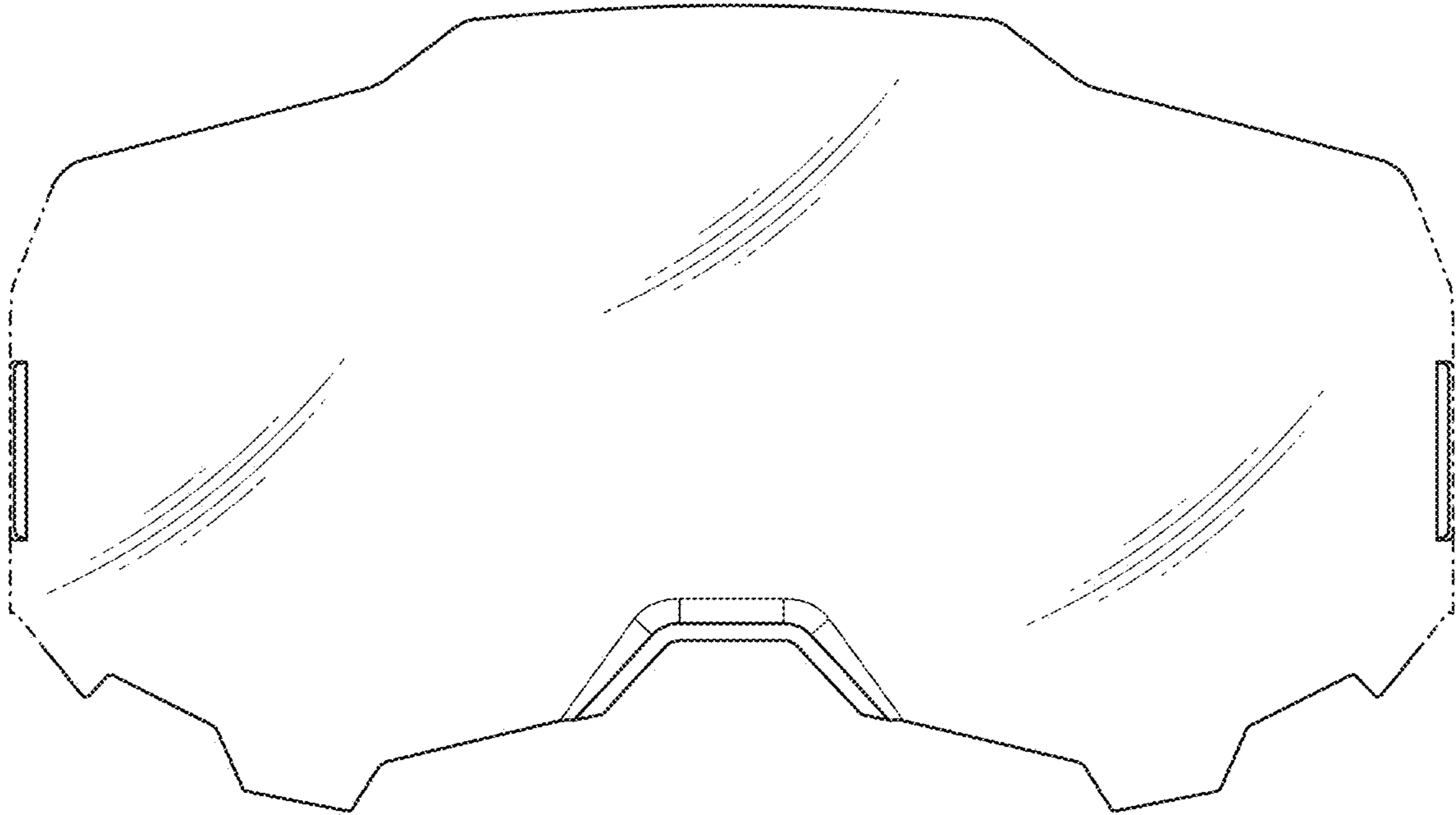


FIG. 3

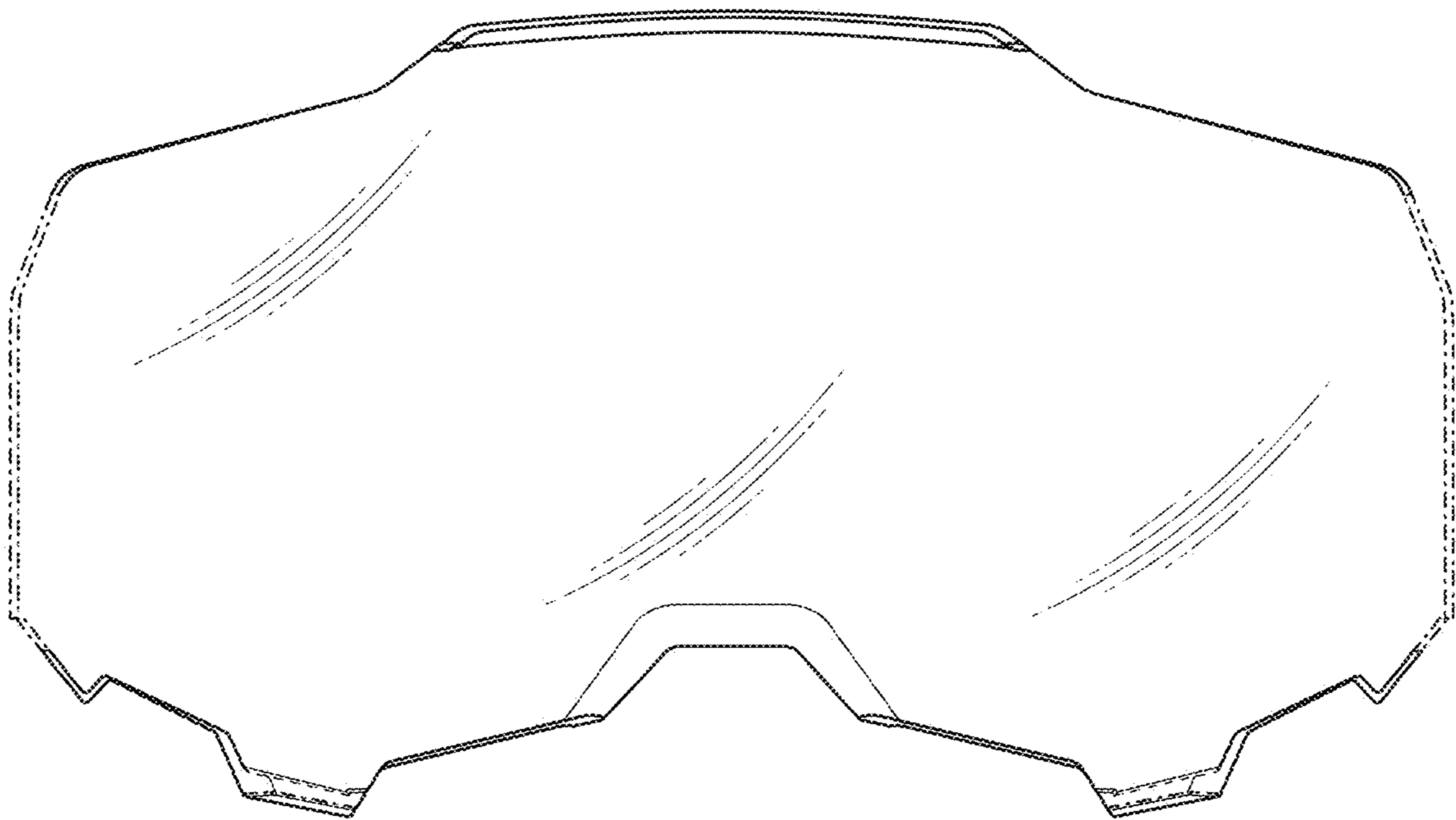


FIG. 4

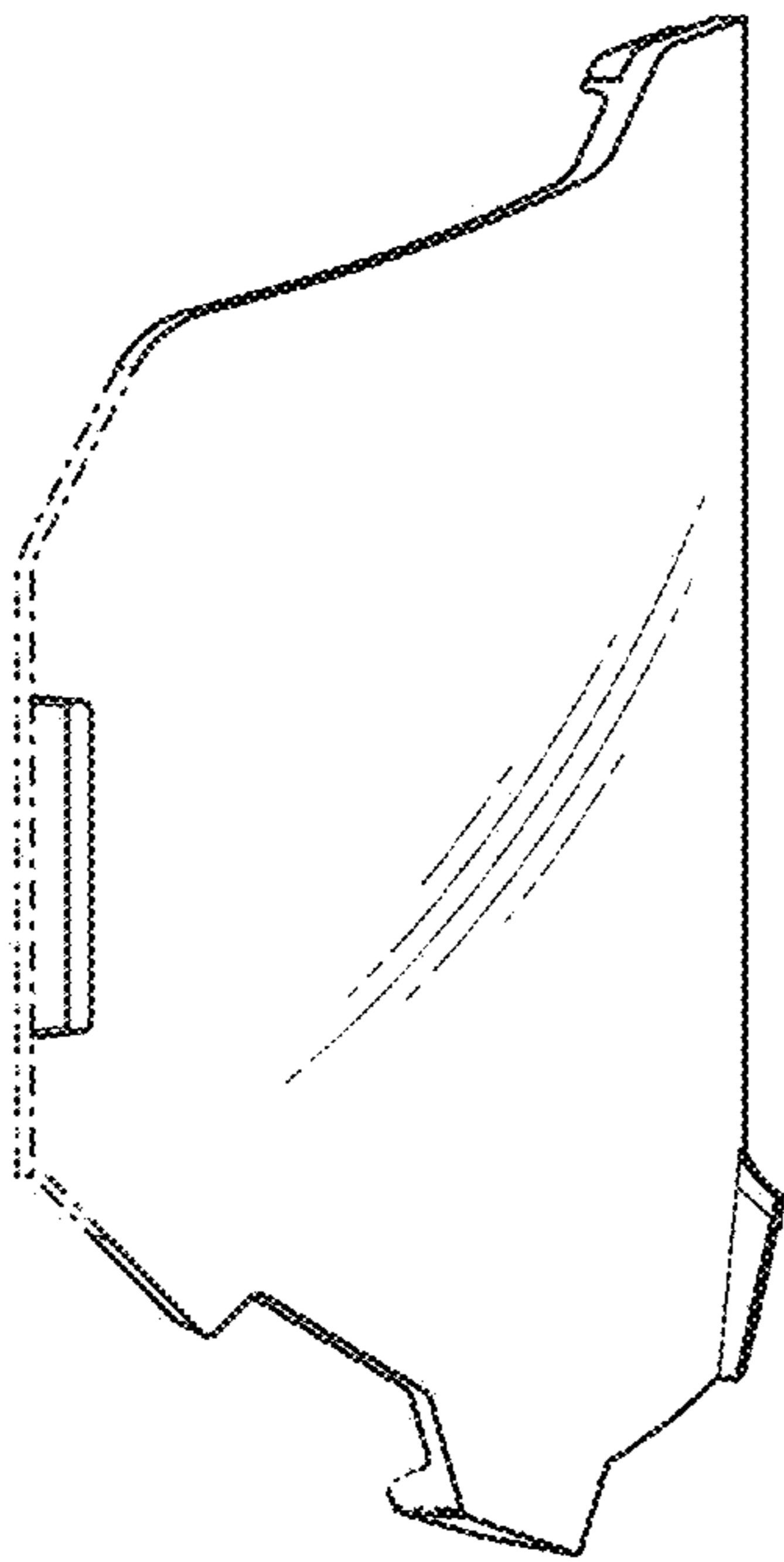


FIG. 5

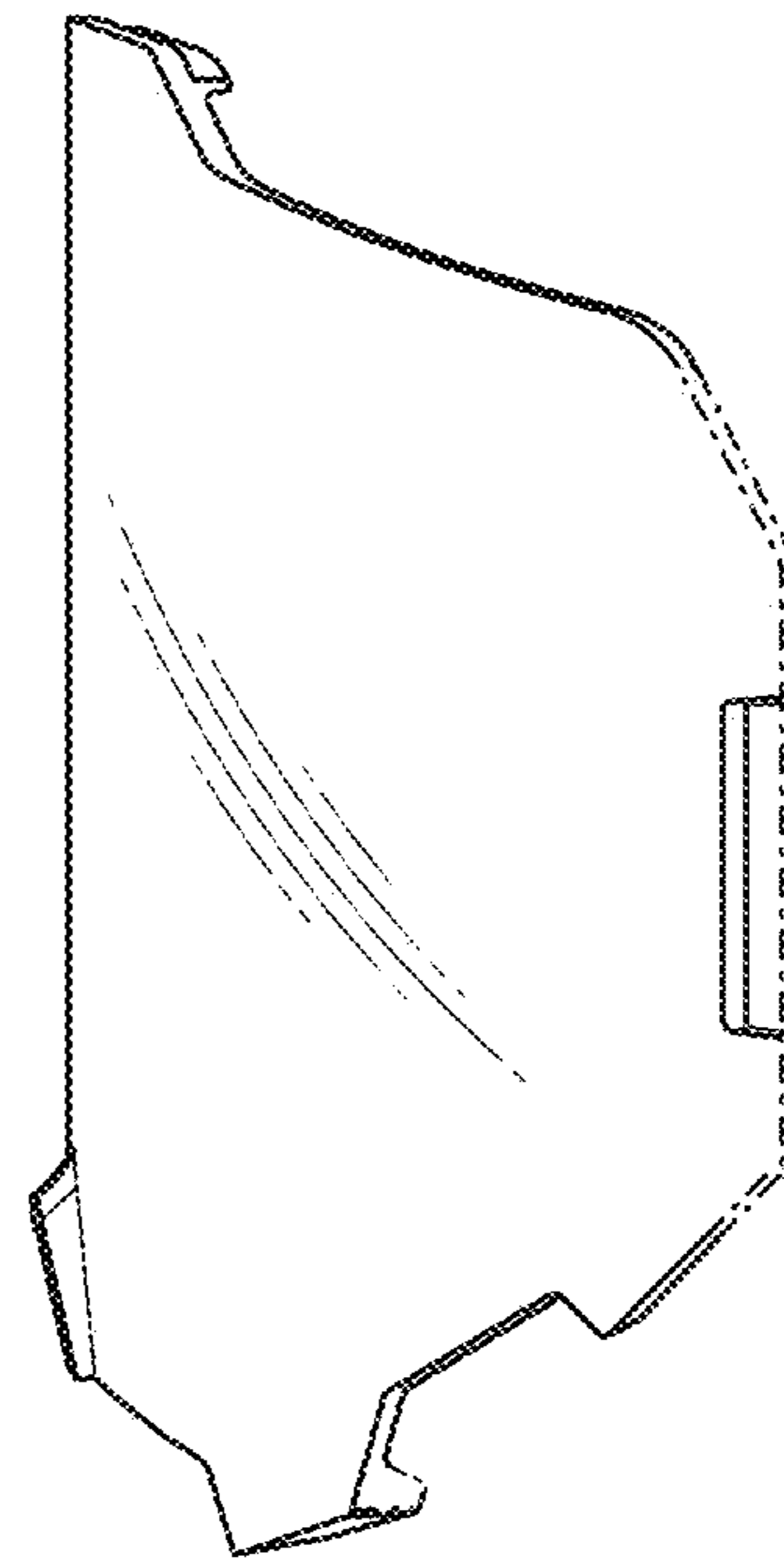


FIG. 6

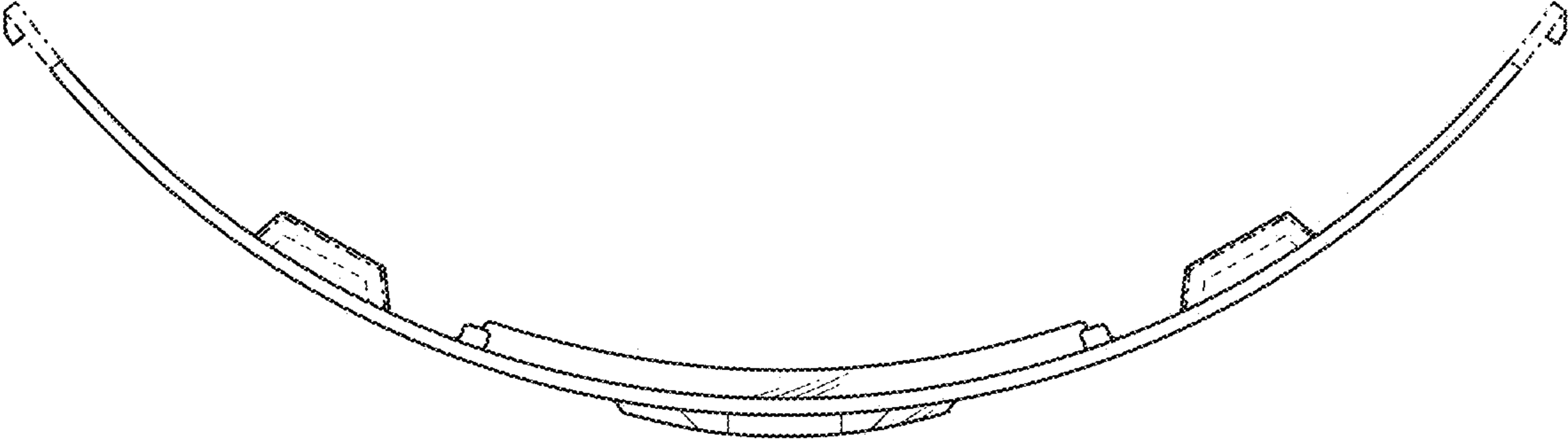


FIG. 7

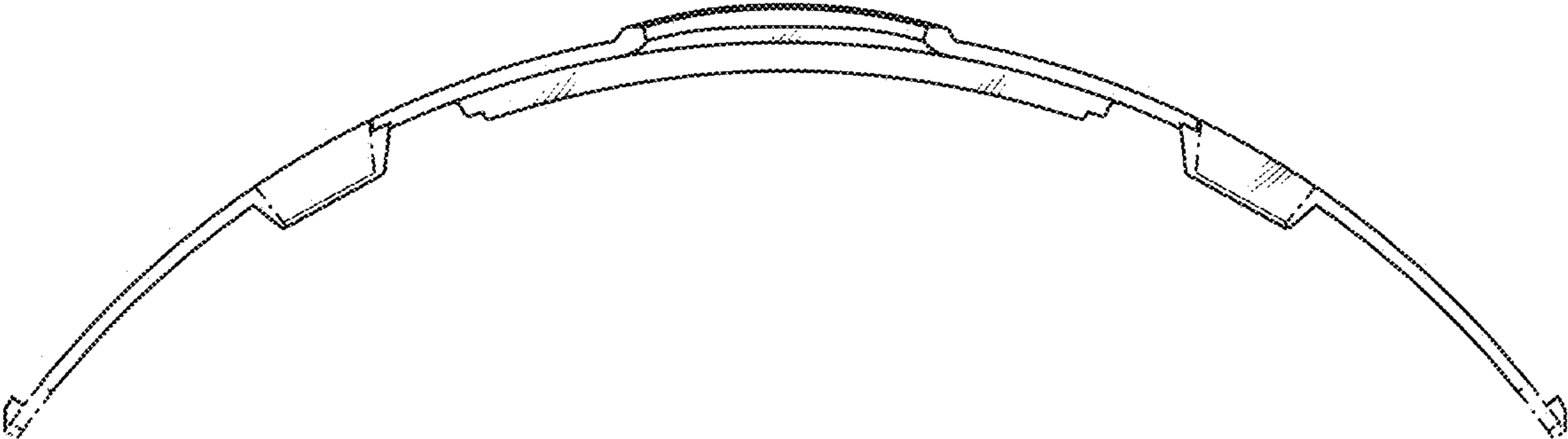


FIG. 8

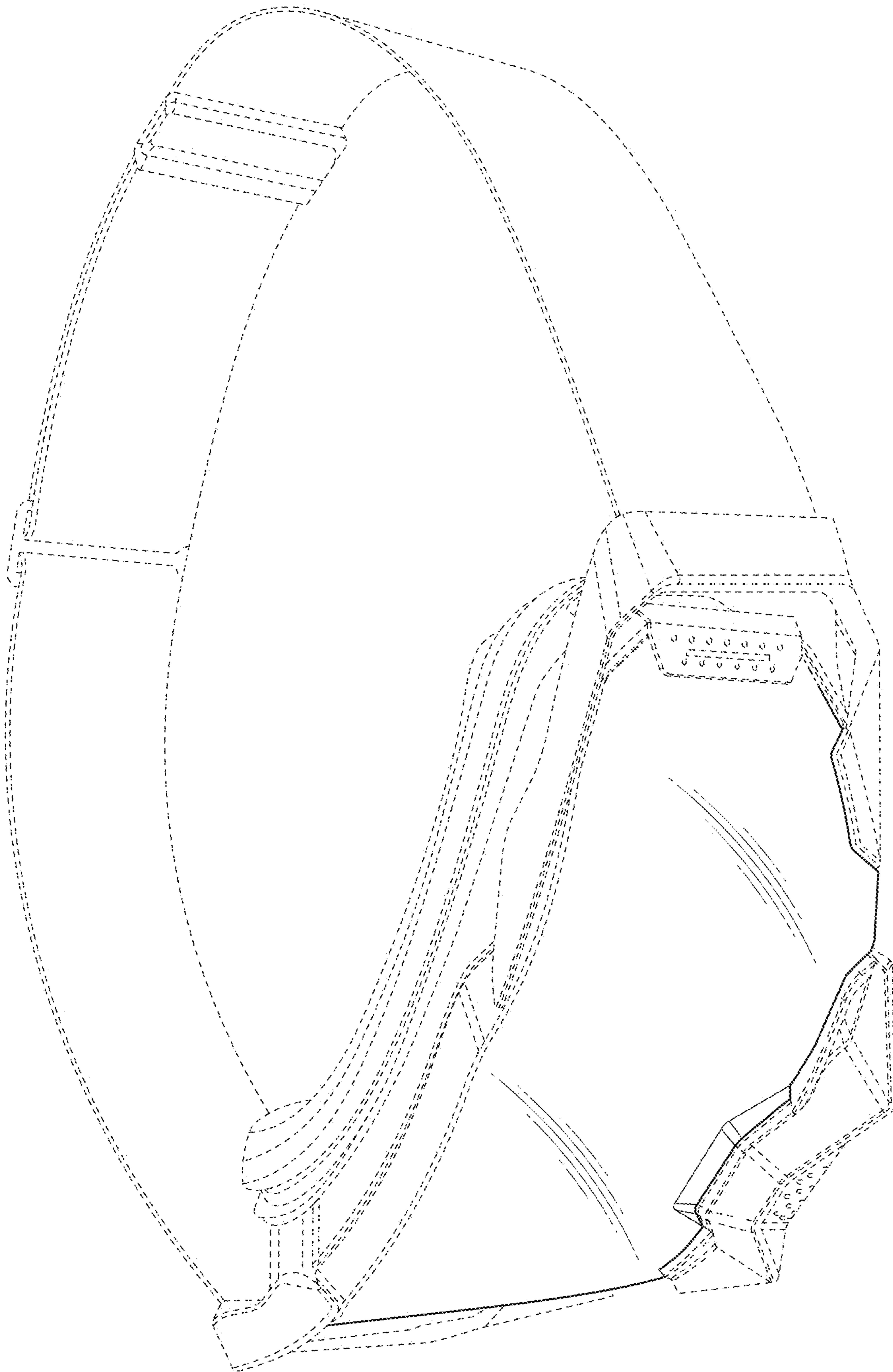


FIG. 9

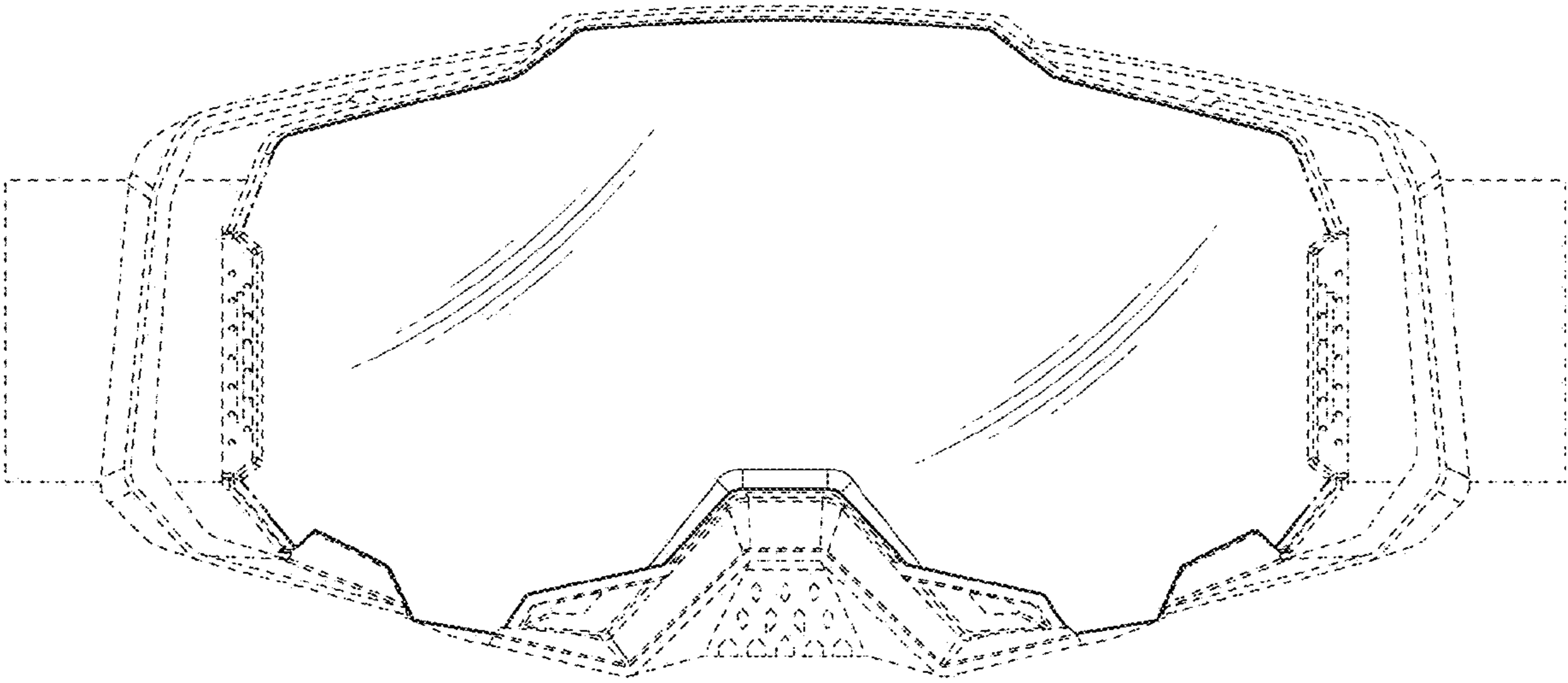


FIG. 10

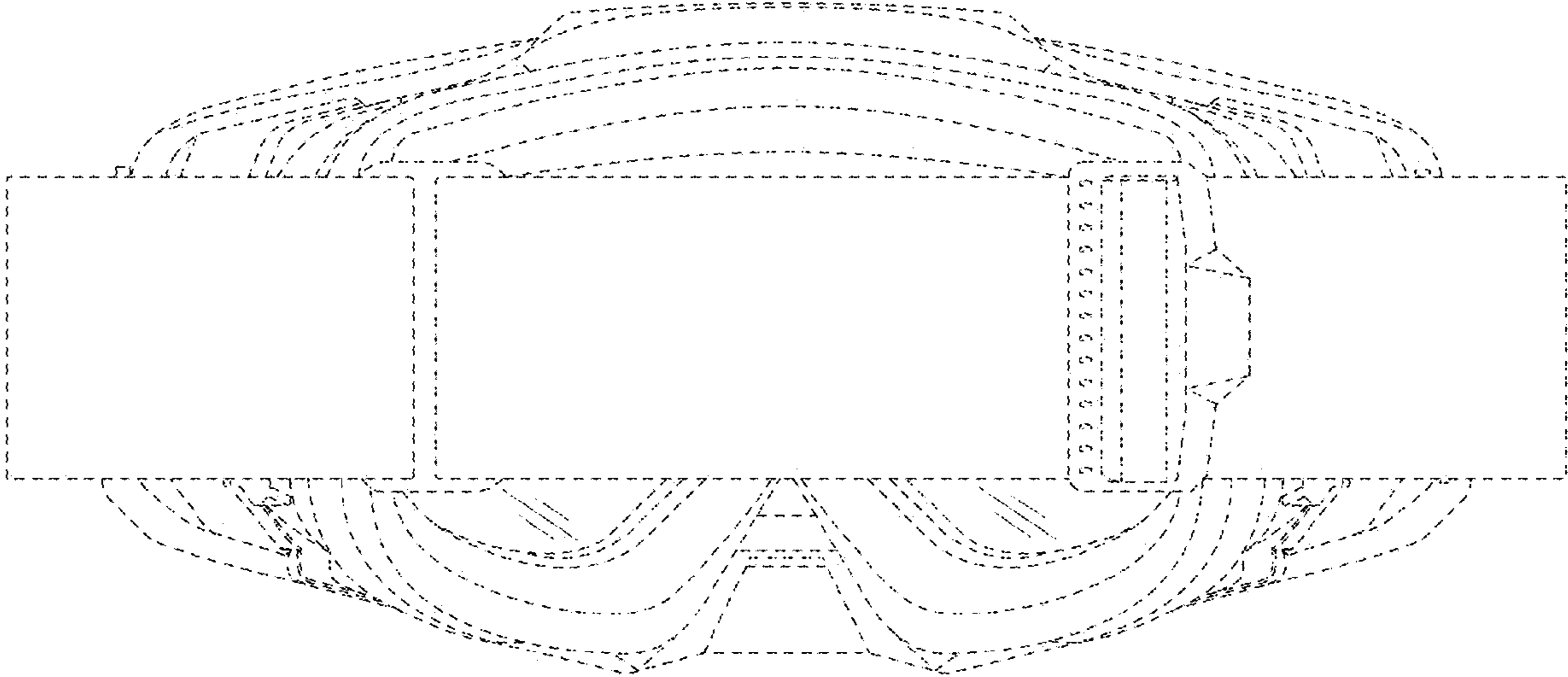


FIG. 11

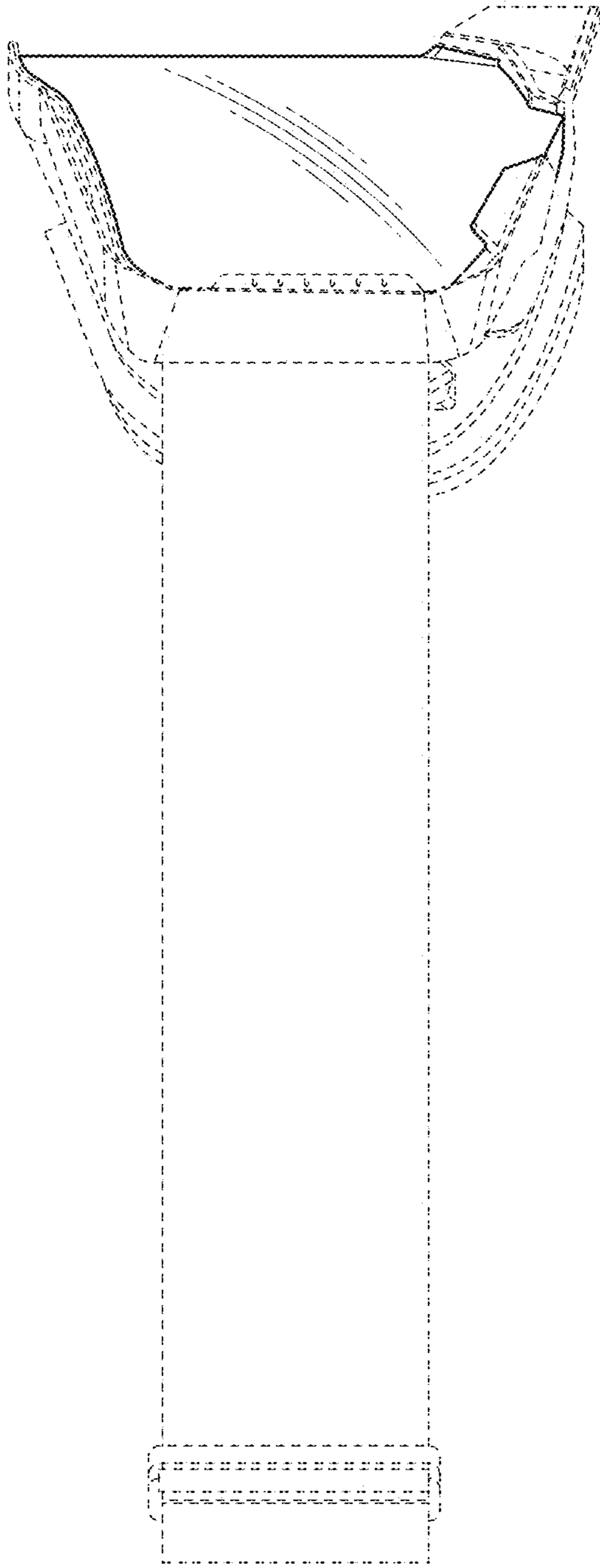


FIG. 12




FIG. 13

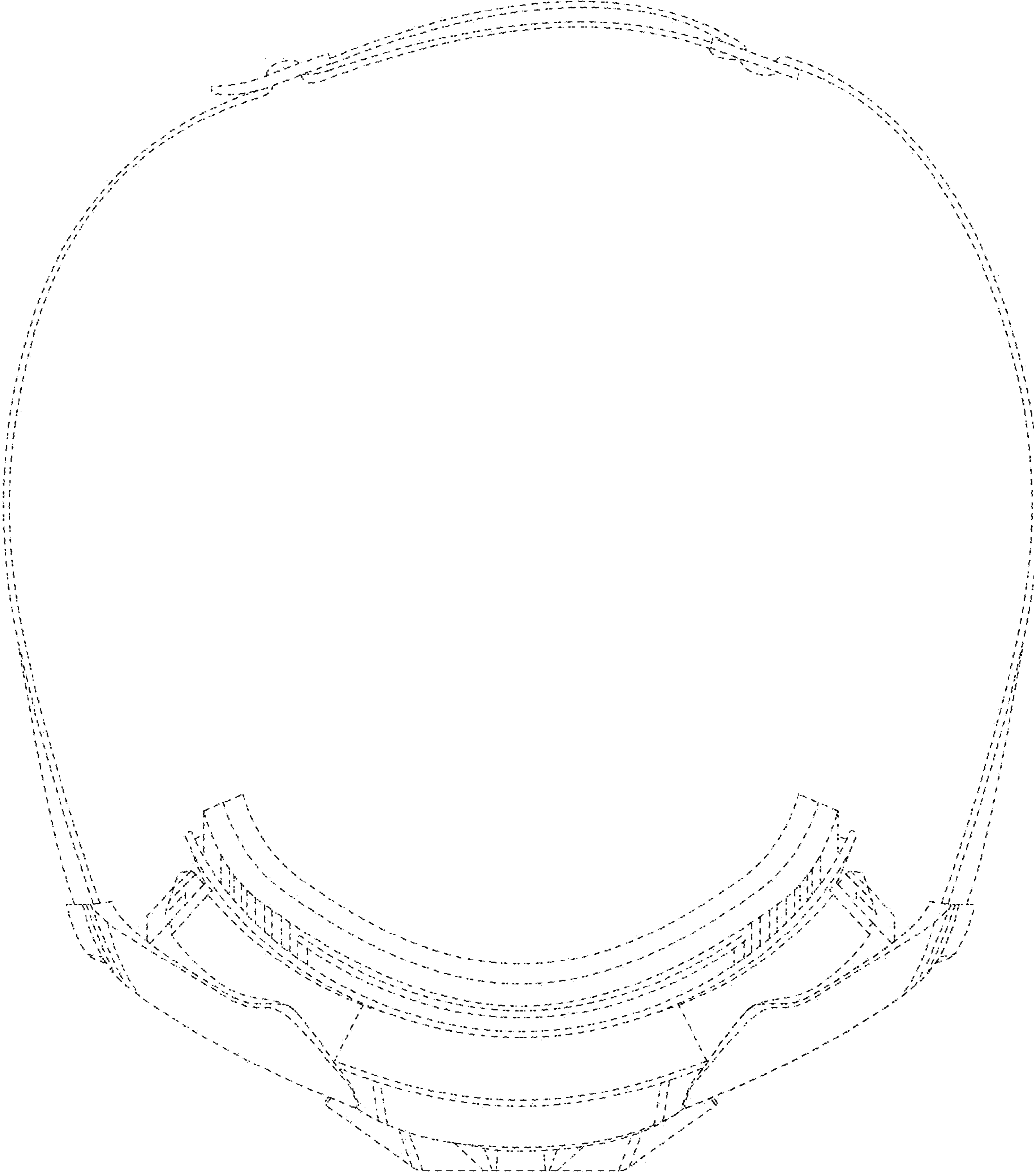


FIG. 14

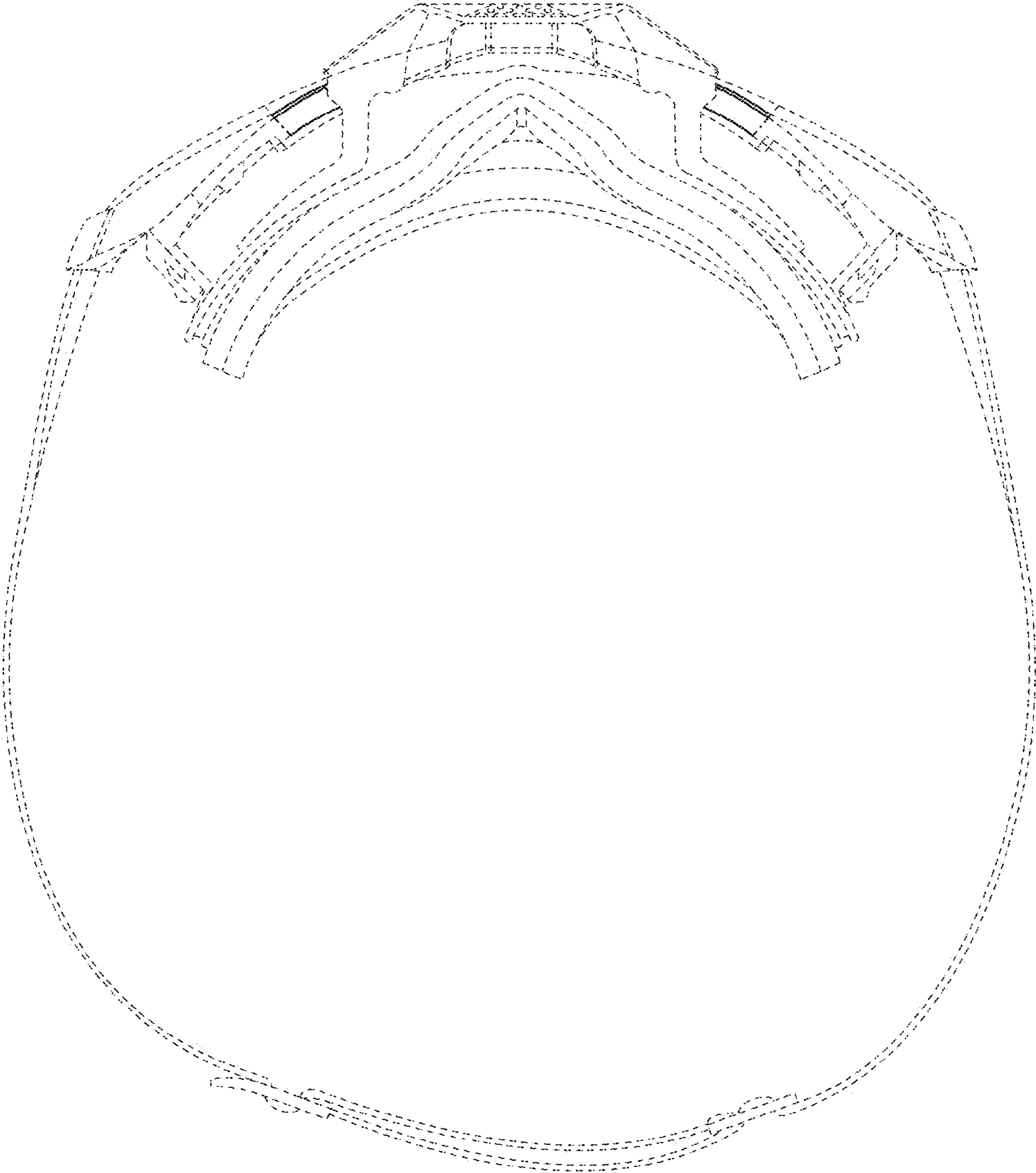


FIG. 15