



US00D948543S

(12) **United States Design Patent** (10) **Patent No.:** **US D948,543 S**
Friedland et al. (45) **Date of Patent:** **** Apr. 12, 2022**

(54) **DISPLAY SCREEN OR PORTION THEREOF WITH A GRAPHICAL USER INTERFACE**

(71) Applicant: **HVR MSO LLC**, Poughkeepsie, NY (US)

(72) Inventors: **Richard J. Friedland**, Poughkeepsie, NY (US); **Wayne Wadsworth**, Gardiner, NY (US); **Laurie Wadsworth**, Gardiner, NY (US); **Julia Lavine**, Atlanta, GA (US); **Adam Ross**, Atlanta, GA (US); **Cameron Smith**, Los Angeles, NY (US)

(73) Assignee: **HVR MSO LLC**, Poughkeepsie, NY (US)

(**) Term: **15 Years**

(21) Appl. No.: **29/668,087**

(22) Filed: **Oct. 26, 2018**

(51) **LOC (13) Cl.** **14-04**

(52) **U.S. Cl.**
USPC **D14/486**

(58) **Field of Classification Search**
USPC D14/485–495
CPC G06F 3/048; G06F 3/0481; G06F 3/04812; G06F 3/04817; G06F 3/0482; G06F 3/0483; G06F 3/0484; G06F 3/04847; G06F 3/0485; G06F 3/04855; G06F 3/04886; G06Q 30/00; H03J 1/00; H03J 1/0008; H03J 1/0016; H03J 1/0025; H04N 5/00; H04N 5/08; H04N 5/14; H04N 5/222; H04N 5/225; H04N 5/232; H04N 5/445; H04N 5/44543; H04N 5/45; H04N 2005/44517; H04N 2005/44521; H04N 2005/44526; H04N 2005/4453; H04N

(Continued)

(56) **References Cited**

U.S. PATENT DOCUMENTS

D608,366 S * 1/2010 Matas D14/486
D662,509 S * 6/2012 Klein D14/486

(Continued)

OTHER PUBLICATIONS

“Radloop.” apps.apple.com. Last updated Sep. 18, 2019. Accessed May 28, 2020. Available online at URL: <https://apps.apple.com/us/app/id1369158309?mt=8> (Year: 2019).*

(Continued)

Primary Examiner — Christian P. McLean

(74) *Attorney, Agent, or Firm* — Reed Smith LLP; Nina Habib Borders

(57) **CLAIM**

The ornamental design for the display screen or portion thereof with a graphical user interface, as shown and described.

DESCRIPTION

FIG. 1 is a front view of a first image in a sequence for a display screen or portion thereof with a graphical user interface;

FIG. 2 is a front view of a second image thereof;

FIG. 3 is a front view of a third image thereof;

FIG. 4 is a front view of a fourth image thereof;

FIG. 5 is a front view of a fifth image thereof;

FIG. 6 is a front view of a sixth image thereof;

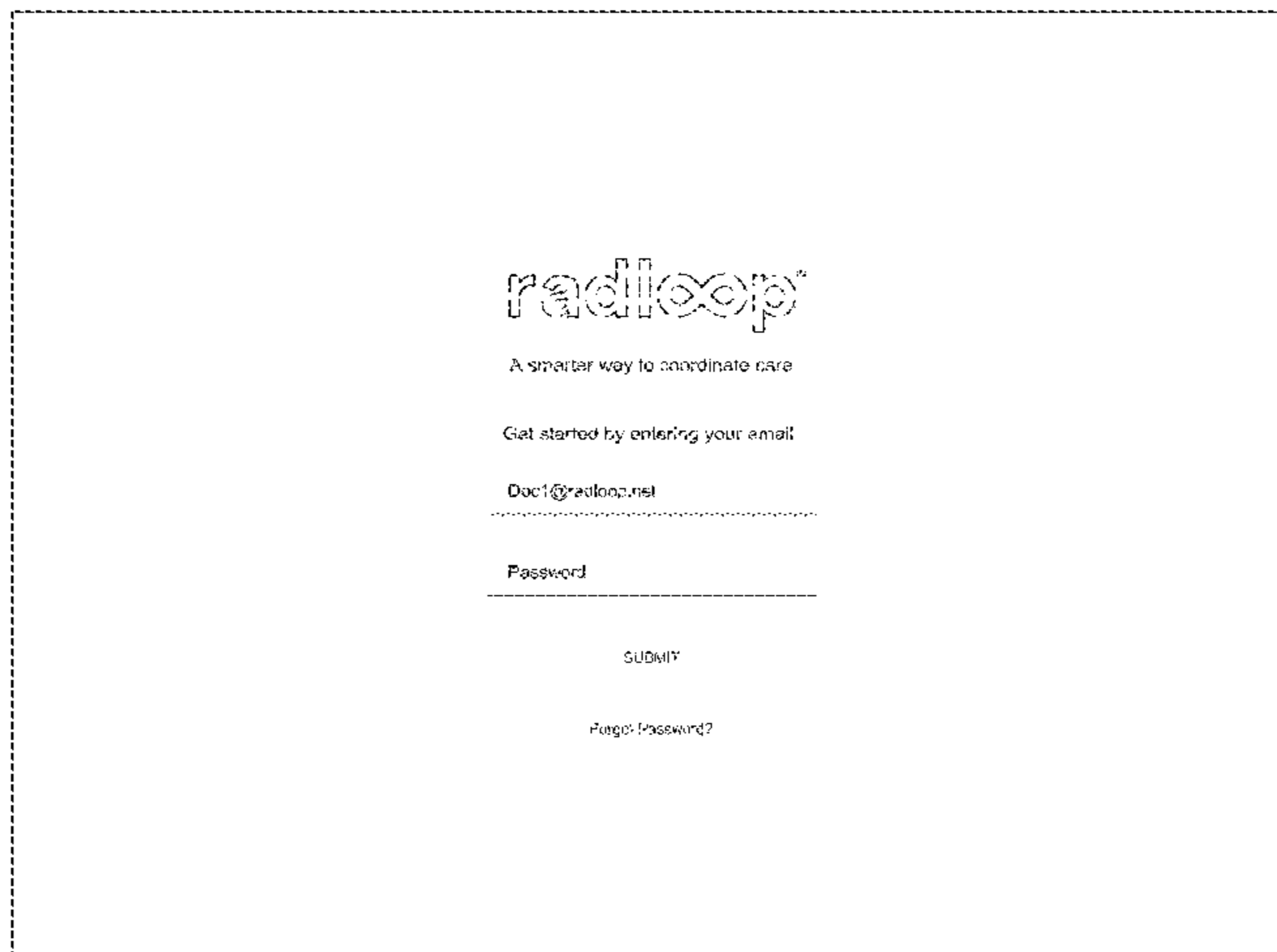
FIG. 7 is a front view of a seventh image thereof;

FIG. 8 is a front view of an eighth image thereof; and,

FIG. 9 is a front view of a ninth image thereof.

The appearance of the images sequentially transitions through FIGS. 1-9. The process or period through which one image transitions to another forms no part of the claimed design. The broken lines illustrate portions of the graphical user interface that form no part of the claimed design. The outer edge of the portion of the display screen is understood to be congruent with the outer edge of the graphical user interface.

1 Claim, 9 Drawing Sheets



(58) **Field of Classification Search**

CPC 2005/44534; H04N 2005/44539; H04N
 2005/44547; H04N 2005/44556; H04N
 2005/4456; H04N 2005/44565; H04N
 2005/44569; H04N 2005/44573; H04N
 21/00; H04N 21/234; H04N 21/431;
 H04N 21/4312; H04N 21/4314; H04N
 21/4316

See application file for complete search history.

(56) **References Cited**

U.S. PATENT DOCUMENTS

D761,805 S * 7/2016 Eom D14/485
 D762,684 S * 8/2016 Eom D14/486
 D789,956 S * 6/2017 Ortega D14/486
 D797,133 S * 9/2017 Marcolongo D14/486
 D801,378 S * 10/2017 Sachtleben D14/488
 D819,059 S * 5/2018 O'Toole D14/485
 D841,024 S * 2/2019 Clediere D14/485
 D848,462 S * 5/2019 Penha D14/486
 D848,463 S * 5/2019 Penha D14/486
 D858,534 S * 9/2019 Harvey D14/485
 D864,991 S * 10/2019 Seo D14/488
 D870,144 S * 12/2019 Mensinger D14/488
 D874,491 S * 2/2020 Kuo D14/486
 D878,404 S * 3/2020 Schwer D14/486
 D883,996 S * 5/2020 Cotton D14/485
 D896,238 S * 9/2020 Descheneaux D14/485

D897,354 S * 9/2020 Allen D14/485
 D903,700 S * 12/2020 Valladares D14/486
 D910,032 S * 2/2021 Sharp D14/485
 D923,638 S * 6/2021 Vautrin G06F 3/0482
 D14/485
 D933,675 S * 10/2021 Doyle D14/485
 D933,689 S * 10/2021 Grassle G16H 40/67
 D14/486
 D934,266 S * 10/2021 Evancho D14/485
 11,140,255 B2 * 10/2021 Seo G06F 3/0486
 2014/0223347 A1 * 8/2014 Seo H04M 1/72436
 715/769
 2015/0188720 A1 * 7/2015 Winter H04L 51/32
 715/753
 2017/0041741 A1 * 2/2017 Stevens H04L 67/306
 2017/0221156 A1 * 8/2017 Mingarelli G06Q 50/01
 2017/0352125 A1 * 12/2017 Dicker G06Q 10/1097
 2018/0083901 A1 * 3/2018 McGregor, Jr. G06K 9/726
 2018/0091604 A1 * 3/2018 Yamashita G06Q 50/30
 2020/0401286 A1 * 12/2020 Wang H04L 41/0816
 2021/0208754 A1 * 7/2021 Preston G06Q 10/10
 2021/0335486 A1 * 10/2021 Cunningham G16H 40/20

OTHER PUBLICATIONS

“Radloop.” searchman.com. Last version Sep. 19, 2019. Accessed
 May 28, 2020. Available online at URL: [https://searchman.com/ios/
 app/us/1369158309/en/radloop/radloop/](https://searchman.com/ios/app/us/1369158309/en/radloop/radloop/) (Year: 2019).*

* cited by examiner

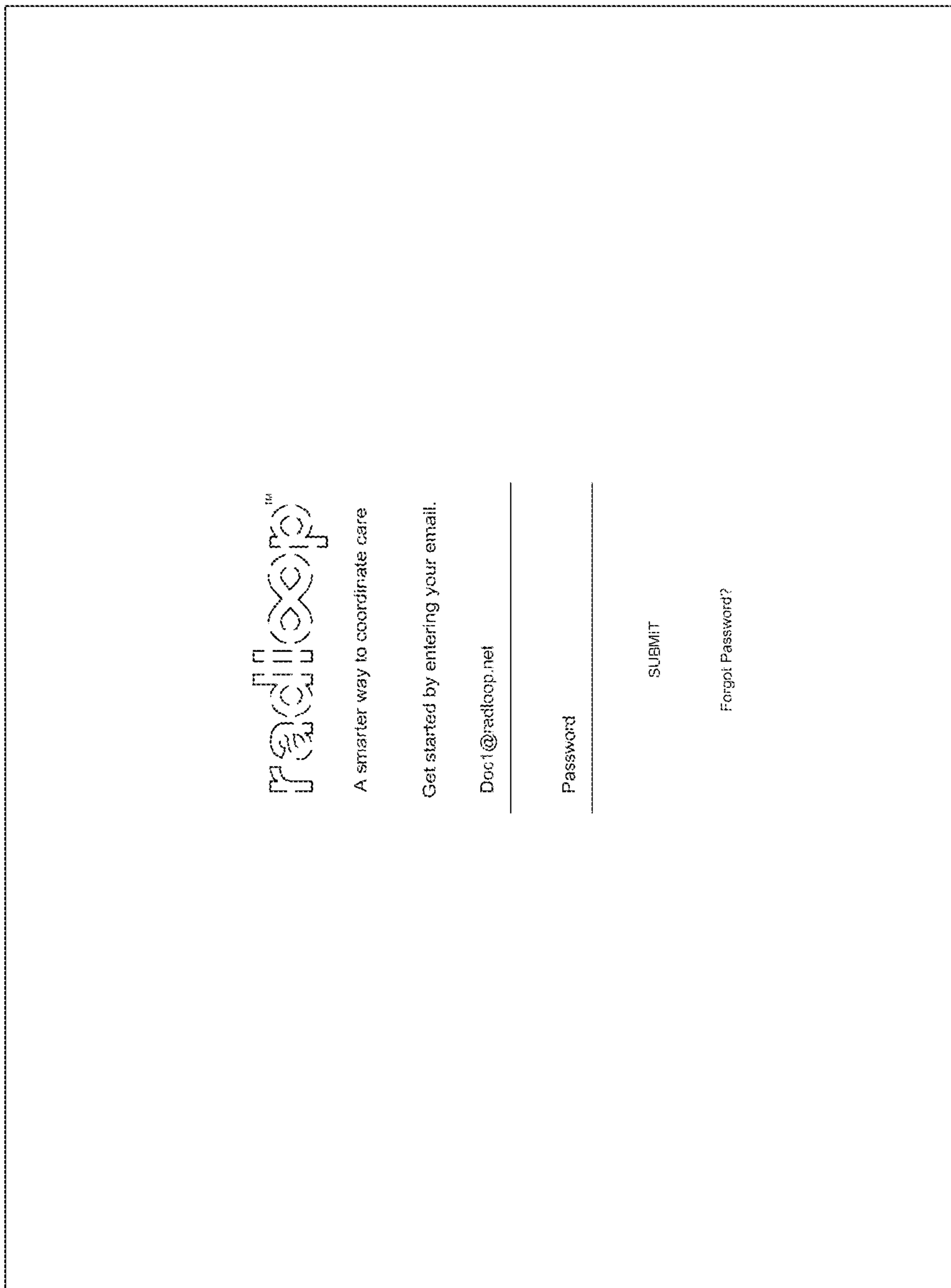


FIG. 1


☰ > Dashboard Show All 8 ▼ Stanley Merchantile MD SM ▼

Welcome Back, Stanley.

You have 8 items.

Patient Name	Date of Birth	Status	Order Name	Date of Service	Last Modified
TAYLOR, VICTORIA	05/04/1962	Awaiting Scheduling	MRI Abdomen With Contrast	06/27/2017	05/12/2018 9:23am
ELLISON, RACHEL	07/25/1980	Pending Review	CT Angiography Abdomen Pelvis With and/or Without Contrast	01/18/2018	05/07/2018 10:05am
HAMILTON, LUCAS	06/28/1971	Pending Review	CT Chest Without Contrast	06/27/2017	03/07/2018 3:53pm
YOUNG, MARIA	11/04/1958	Awaiting Scheduling	MRI Abdomen and Pelvis Without and With Contrast - Enterography	10/05/2017	02/26/2018 2:25pm

FIG. 2

 > **Dashboard** Show All 8 ▼ Stanley Merchantile MD SM ▼

Patient Name	Date of Birth	Status	Order Name	Date of Service	Last Modified
RUTHERFORD, MOLLY	12/25/1955	Pending Review	MG Screening Breast with CAD Bilateral	10/05/2017	02/26/2018 1:39pm
MARSHALL, DIANE	08/04/1957	Pending Review	US Breast Complete Bilateral	06/27/2017	02/26/2018 1:05pm
RUTHERFORD, MOLLY	12/25/1955	No Recommendation	US Breast Complete Bilateral	10/05/2017	01/30/2018 12:29pm
OGDEN, ROSE	06/03/1975	No Recommendation	MG Screening Breast with CAD Bilateral	01/18/2018	01/30/2018 12:29pm

Page 1 of 1 ◀ ▶ 12 per page ▼

Copyright ©2017 Radloop LLC

FIG. 3

Dashboard Show All
Stanley Merchante MD SM

Welcome Back, Stanley.

You have 9 items.

Patient Name	Date of Birth	Status	Order Name	Date of Service	Last Modified
MARSHALL, DIANE	08/04/1957	Pending Transfer	US Breast Complete Bilateral	08/27/2017	07/23/2018 5:29pm
ELLISON, RACHEL	07/25/1980	Pending Cancel	CT Angiography Abdomen Pelvis With and/or Without Contrast	01/18/2018	07/20/2018 5:56am
RUTHERFORD, MOLLY	12/25/1955	Pending Transfer	MG Screening Breast with CAD Bilateral	10/05/2017	07/20/2018 10:05am
TAYLOR, VICTORIA	05/04/1982	Pending Transfer	MRI Abdomen Without and With Contrast	06/27/2017	07/20/2018 8:28am
YOUNG, MARIA	11/04/1958	Awaiting Scheduling	MRI Abdomen and Pelvis Without and With Contrast - Enterography	10/05/2017	02/26/2018 2:25pm
RUTHERFORD, MOLLY	12/25/1955	Pending Transfer	US Breast Complete Bilateral	10/05/2017	01/30/2018 12:26pm
OGDEN, ROSE	06/03/1975	Pending Transfer	MG Screening Breast with CAD Bilateral	01/18/2018	01/30/2018 12:29pm

RACHEL ELLISON
(716) 357-3118

Patient Information

Patient ID: 8130707

DOB: 7/25/1980

Gender: Female

Exam Details

Exam Performed: CT Angiography Abdomen Pelvis With and/or Without Contrast

Date of Service: 01/18/2018

Interpreting Radiologist: Emil Shih MD

Radiologist Phone Number:

Recommendation: FURTHER EVALUATION WITH MRI: ABDOMEN WITH AND WITHOUT CONTRAST IS RECOMMENDED.

[View Full Report](#)

Notes

[View History](#)

FIG. 4

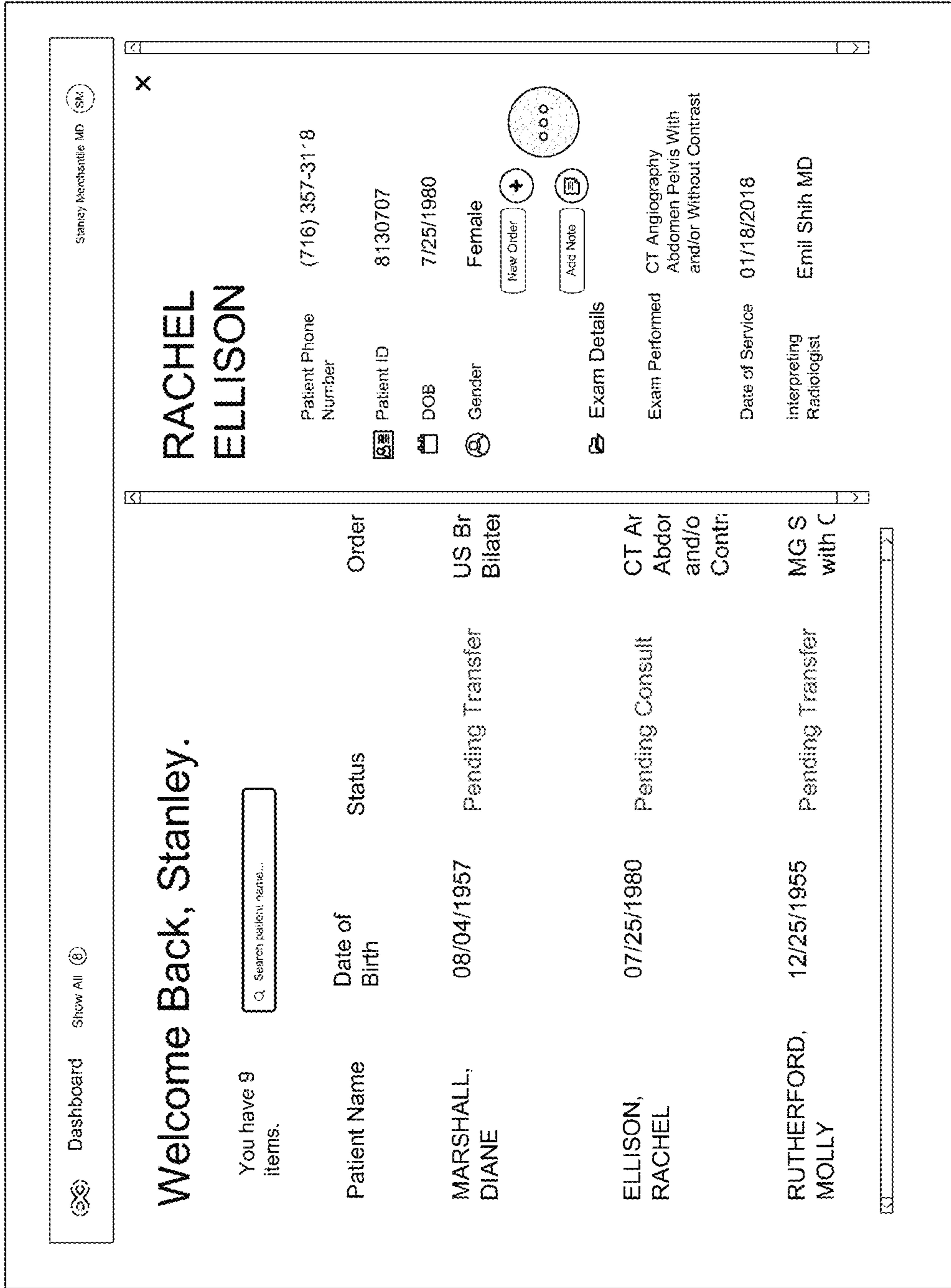


FIG. 5

[Dashboard](#) [Show All](#)

Welcome Back, Client.

You have 8 items

Patient Name	Date of Birth	Status	Order Name	Date of Exam	Last Modified
TAYLOR, VICTORIA	05/14/1992	Completed	MR Submen With Contrast	02/02/2017 9:22am	
YOUNG, MARIA	11/04/1972	Completed	MR Abdomen and Pelvis With and With Contrast, Subtopography	02/02/2017 2:35pm	
WALTER, RUTH	07/11/1945	Completed	US Breast Lined Bilateral	02/02/2017 9:59pm	
BOWEN, DOROTHY	02/20/1908	Completed	US Breast Lined Bilateral	02/02/2017 9:28am	
DICKENS, THOMAS	08/05/1924	Completed	CT CT Whole Body	12/12/2017 11:05am	
MACDONALD, SARAHANNA	08/13/1990	Completed	MR Submen With and With Contrast - BONEP	12/12/2017 11:05am	
MARTIN, MARY	10/28/1965	Completed	CT Abdomen Pelvis With Contrast - Venogram IV Only	12/12/2017 7:15am	

Page 1 of 1 [12 per page](#)

VICTORIA TAYLOR Close

Patient Phone: (712) 221-2225
(919) 236-2416

Patient ID: 077

DOB: 05/14/1992

Gender: Female

Exam Details

Referring: Max Herman

Interval: Immediate

Original Order: MR Abdomen: without and With Contrast

Recommendation:

FURTHER IMAGING EVALUATION WITH EDWARDS IT CONTRAST ENHANCED LIVER MRI SUGGESTED.

[View Full Report](#)

Order Information [Link Appt](#)

Reason for Exam: Search

Ordering Physician: Stanley Merchants MD

Ordering Physician Phone: Home: 8445667540

Radiology Practice: Mountain View Radiology, PC

Selection's Name: MRI Abdomen With Contrast

CPI number: 74102

Authorization: [Show](#)

CDS 4

FIG. 6

Dashboard Show All
Stanley Merchantile MD SM

Welcome Back, Stanley.

You have 9 items.

Patient Name	Date of Birth	Status	Order Name	Date of Service	Last Modified
TAYLOR, VICTORIA	05/04/1962	Pending Review	MR: Abdomen Without and With Contrast	June 27, 2017	05/23/2018 2:33pm
ELLISON, RACHEL	07/25/1980	Pending Review	CT Angiography Abdomen Pelvis With and/or Without Contrast	Jan 18, 2018	05/07/2018 10:05am
HAMILTON, LUCAS	01/28/1971	Pending Review	CT Chest Without Contrast	June 27, 2017	03/07/2018 3:58pm
YOUNG, MARIA	11/04/1958	Awaiting Scheduling	MR: Abdomen and Pelvis Without and With Contrast - Enterography	Oct 05, 2017	02/26/2018 2:25pm
RUTHERFORD, MOLLY	12/25/1955	Pending Review	MG Screening Breast with CAD Bilateral	Oct 05, 2017	02/26/2018 1:39pm
MARSHALL, DIANE	08/04/1957	Pending Review	US Breast Complete Bilateral	June 27, 2017	02/26/2018 1:09pm
RUTHERFORD, MOLLY	12/25/1955		US Breast Complete Bilateral	Oct 05, 2017	01/30/2018 12:29pm

Q Search patient name...

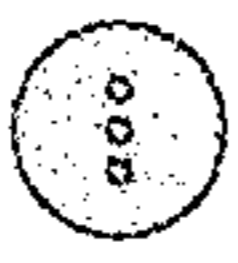
MOLLY RUTHERFORD

Patient Phone Number (454) 798-7465

Patient ID 2748629

DOB 12/25/1955

Gender Female



Exam Details

Exam Performed: MG Screening Breast with CAD Bilateral

Date of Service: Oct 05, 2017

Interpreting Radiologist: Donald Lien MD

Radiologist Phone Number: (798) 415-1230

DECLINE

DEFER

ACCEPT

FIG. 7

Dashboard Show All
Stanley Merchantile MD SM

Welcome Back, Stanley.

You have 9 items.

Patient Name	Date of Birth	Status	Order Name	Date of Service	Last Modified
TAYLOR, VICTORIA	05/04/1962	Pending Review	MR: Abdomen Without and With Contrast	June 27, 2017	05/23/2018 2:33pm
ELLISON, RACHEL	07/25/1980	Pending Review	CT Angiography Abdomen Pelvis With and/or Without Contrast	Jan 18, 2018	05/07/2018 10:05am
HAMILTON, LUCAS	01/28/1971	Pending Review	CT Chest Without Contrast	June 27, 2017	03/07/2018 3:58pm
YOUNG, MARIA	11/04/1958	Awaiting Scheduling	MR: Abdomen and Pelvis Without and With Contrast - Enterography	Oct 05, 2017	02/26/2018 2:25pm
RUTHERFORD, MOLLY	12/25/1955	Pending Review	MG Screening Breast with CAD Bilateral	Oct 05, 2017	02/26/2018 1:39pm
MARSHALL, DIANE	08/04/1957	Pending Review	US Breast Complete Bilateral	June 27, 2017	02/26/2018 1:09pm
RUTHERFORD, MOLLY	12/25/1955		US Breast Complete Bilateral	Oct 05, 2017	01/30/2018 12:29pm

MOLLY RUTHERFORD

Patient Phone Number (454) 798-7465

Patient ID 2748629

DOB 12/25/1955

Gender

Transfer

Consult

New Order

Notes

Exam Details

Exam Performed: MG Screening Breast with CAD Bilateral

Date of Service: Oct 05, 2017

Interpreting Radiologist: Donald Lien MD

Radiologist Phone Number: (798) 415-1230

DECLINE DEFER ACCEPT

FIG. 8




FIG. 9