



US00D948528S

(12) **United States Design Patent** (10) **Patent No.:** **US D948,528 S**
Al Majid et al. (45) **Date of Patent:** **** Apr. 12, 2022**

(54) **DISPLAY SCREEN OR PORTION THEREOF WITH A GRAPHICAL USER INTERFACE**

D825,590 S * 8/2018 Sagrillo D14/486
D838,732 S * 1/2019 Furdei D14/486
D855,059 S * 7/2019 Cinek D14/485

(Continued)

(71) Applicant: **Snap Inc.**, Santa Monica, CA (US)

(72) Inventors: **Newar Husam Al Majid**, New York, NY (US); **Yiwen Zhan**, Venice, CA (US)

(73) Assignee: **Snap Inc.**, Santa Monica, CA (US)

(**) Term: **15 Years**

(21) Appl. No.: **29/652,198**

(22) Filed: **Jun. 9, 2020**

(51) **LOC (13) Cl.** **14-04**

(52) **U.S. Cl.**
USPC **D14/485**; D14/491

(58) **Field of Classification Search**
USPC D14/485–95
CPC G06F 3/48; G06F 3/0481; G06F 3/04812;
G06F 3/04815; G06F 3/04817; G06F 3/0482;
G06F 3/0483; G06F 3/0484; G06F 3/04842;
G06F 3/04845; G06F 3/04847; G06F 3/0485; G06F 3/0486;
G06F 3/0487; G06F 3/0488

See application file for complete search history.

(56) **References Cited**

U.S. PATENT DOCUMENTS

D599,813 S * 9/2009 Hirsch D14/488
D624,556 S * 9/2010 Chaudhri D14/486
D677,691 S * 3/2013 Frijlink D14/487
D681,660 S * 5/2013 Matas D14/488
D720,765 S * 1/2015 Xie D14/486
D734,350 S * 7/2015 Inose D14/486
D736,248 S * 8/2015 Chen D14/488
D752,604 S * 3/2016 Zhang D14/485
D772,906 S * 11/2016 Fu D14/486
D798,316 S * 9/2017 Bradley D14/485
D801,378 S * 10/2017 Sachtleben D14/488

OTHER PUBLICATIONS

A Guide to the New Snapchat Interface—AdvertiseMint, <https://www.advertisemint.com/a-guide-to-the-updated-snapchat/> (Year: 2018).*

(Continued)

Primary Examiner — Melanie H Tung

Assistant Examiner — Darmawan Truong

(74) *Attorney, Agent, or Firm* — Schwegman Lundberg & Woessner, P.A.

(57) **CLAIM**

The ornamental design for a display screen or portion thereof with a graphical user interface, as shown and described.

DESCRIPTION

FIG. 1 is a front view of a display screen or portion thereof with a graphical user interface, showing our new design, according to a first embodiment thereof.

FIG. 2 is a front view of a display screen or portion thereof with a graphical user interface, showing our new design, according to a second embodiment thereof.


FIG. 3 is a front view of a display screen or portion thereof with a graphical user interface, showing our new design, according to a third embodiment thereof.

FIG. 4 is a front view of a display screen or portion thereof with a graphical user interface, showing our new design, according to a fourth embodiment thereof; and,

FIG. 5 is a front view of a display screen or portion thereof with a graphical user interface, showing our new design, according to a fifth embodiment thereof.

The broken lines illustrate the display screen or portion thereof and form no part of the claimed design.

1 Claim, 5 Drawing Sheets






FIG. 1




FIG. 2




FIG. 3




FIG. 4




FIG. 5