



US00D948517S

(12) **United States Design Patent**
Jeon

(10) **Patent No.:** **US D948,517 S**

(45) **Date of Patent:** **** *Apr. 12, 2022**

(54) **PROTECTIVE FILM FOR ELECTRONIC DEVICE**

(71) Applicant: **Samsung Electronics Co., Ltd.**,
Suwon-si (KR)

(72) Inventor: **Hwanju Jeon**, Suwon-si (KR)

(73) Assignee: **SAMSUNG ELECTRONICS CO., LTD.**,
Suwon-si (KR)

(*) Notice: This patent is subject to a terminal disclaimer.

(**) Term: **15 Years**

(21) Appl. No.: **29/761,453**

(22) Filed: **Dec. 9, 2020**

(30) **Foreign Application Priority Data**

Jun. 23, 2020 (KR) 30-2020-0028282

(51) **LOC (13) Cl.** **14-02**

(52) **U.S. Cl.**
USPC **D14/440**

(58) **Field of Classification Search**
USPC D14/440; 206/45.23, 320, 45.2;
361/679.55; 294/25; 224/218
CPC ... G06F 1/1628; G06F 1/1626; A47B 23/044;
H04B 1/3888; H05K 5/0217
See application file for complete search history.

(56) **References Cited**

U.S. PATENT DOCUMENTS

- 8,044,942 B1 * 10/2011 Leonhard G06F 1/1637
345/173
- 8,517,367 B1 * 8/2013 Napier B32B 37/0046
269/289 R
- D727,330 S * 4/2015 Reaux D14/440
- D781,861 S * 3/2017 Lane D14/432

- D783,024 S * 4/2017 Conley D14/432
- D800,126 S * 10/2017 Wadsworth D14/432
- D800,127 S * 10/2017 Beaupre D14/432
- D800,128 S * 10/2017 Beaupre D14/432
- D800,129 S * 10/2017 Wadsworth D14/432
- D800,130 S * 10/2017 Beaupre D14/432
- D800,131 S * 10/2017 Wadsworth D14/432
- D802,594 S * 11/2017 Beaupre D14/432
- D811,404 S * 2/2018 Wadsworth D14/432
- D811,405 S * 2/2018 Wadsworth D14/432
- D811,407 S * 2/2018 Wadsworth D14/432
- D811,408 S * 2/2018 Wadsworth D14/432

(Continued)

Primary Examiner — Cynthia R Underwood

(74) *Attorney, Agent, or Firm* — McAndrews Held & Malloy, Ltd.

(57) **CLAIM**

The ornamental design for a protective film for electronic device, as shown and described.

DESCRIPTION

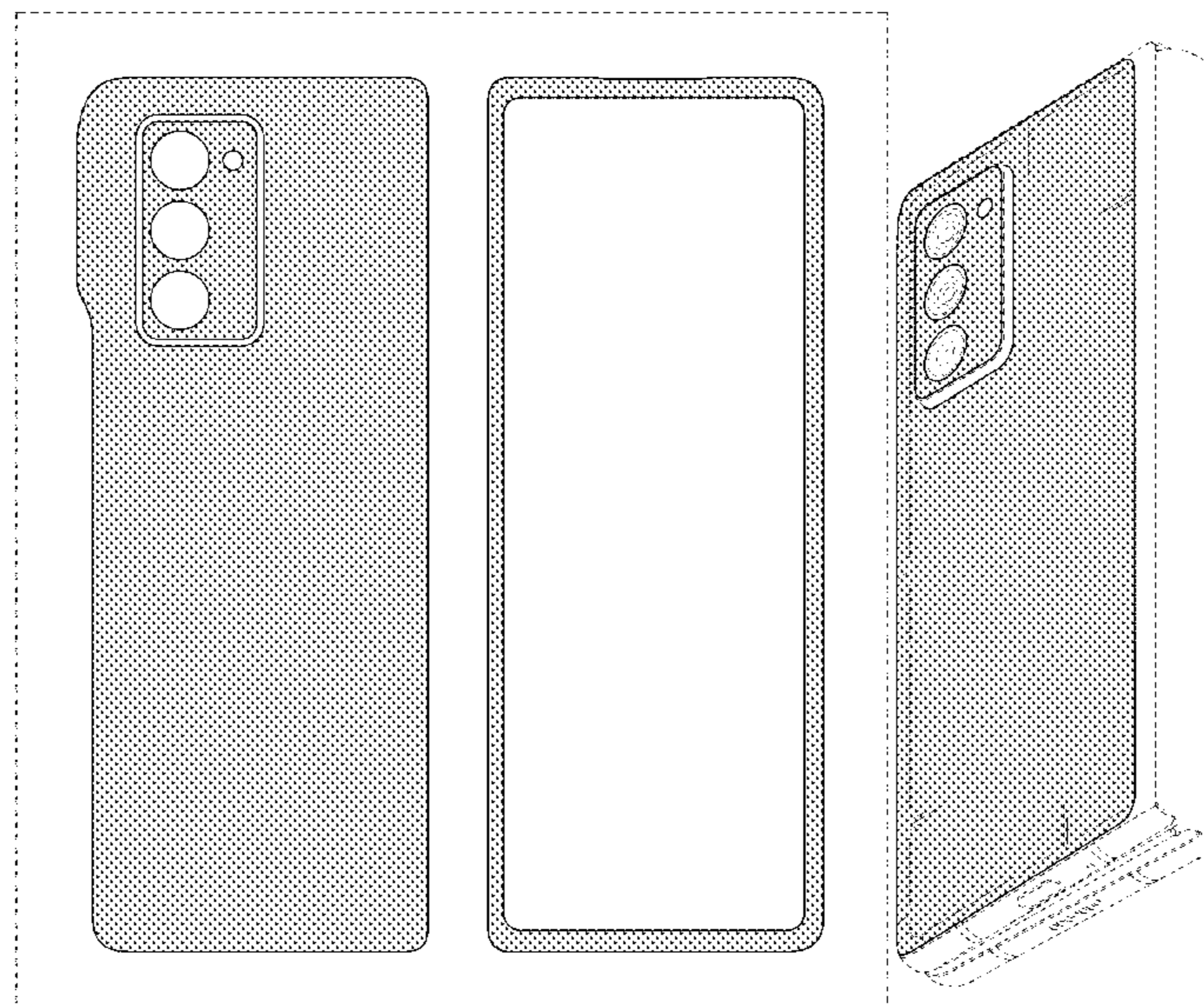
FIG. 1 is a front view of a protective film for electronic device showing my new design in which the protective film is attached to a release paper;

FIG. 2 is a rear view thereof; and,

FIG. 3 is a perspective view thereof, shown in an environment of use in which an electronic device is provided in broken lines, and the protective film was removed from the release paper and applied to an electronic device.

The protective film for electronic device has minimal thickness. The broken lines in FIGS. 1-2 illustrate the outer perimeter of a release paper that forms no part of the claimed design. The broken lines in FIG. 3 illustrate an electronic device that forms no part of the claimed design. The gray shading is provided to indicate the claimed subject matter, and does not depict any particular color, texture, or material; the portions filled with gray shading form part of the claimed design; the portions with no fill shading form no part of the claimed design.

1 Claim, 3 Drawing Sheets



(56)

References Cited

U.S. PATENT DOCUMENTS

D812,062 S * 3/2018 MacDonald D14/432
 D812,063 S * 3/2018 Lane D14/432
 9,931,823 B2 * 4/2018 Patel B32B 37/0053
 D836,115 S * 12/2018 Beaupre D14/432
 10,155,370 B2 * 12/2018 Wadsworth B32B 38/1833
 D915,415 S * 4/2021 Lee D14/450
 11,111,418 B2 * 9/2021 Colby B29C 63/02
 11,137,827 B2 * 10/2021 Sabin G06F 3/0304
 2004/0109096 A1 * 6/2004 Anderson C09J 7/38
 348/832
 2010/0270189 A1 * 10/2010 Pedersen, II G06F 1/1626
 206/320
 2015/0041069 A1 * 2/2015 Wadsworth B29C 63/024
 156/535
 2015/0107767 A1 * 4/2015 Wadsworth B29C 66/861
 156/324
 2015/0169089 A1 * 6/2015 Dixon B32B 38/0004
 428/137
 2015/0273786 A1 * 10/2015 Ozeki B32B 3/10
 428/41.7
 2015/0362736 A1 * 12/2015 Kowasic G02B 27/027
 359/478
 2017/0001364 A1 * 1/2017 MacDonald B32B 7/06

* cited by examiner

FIG. 1

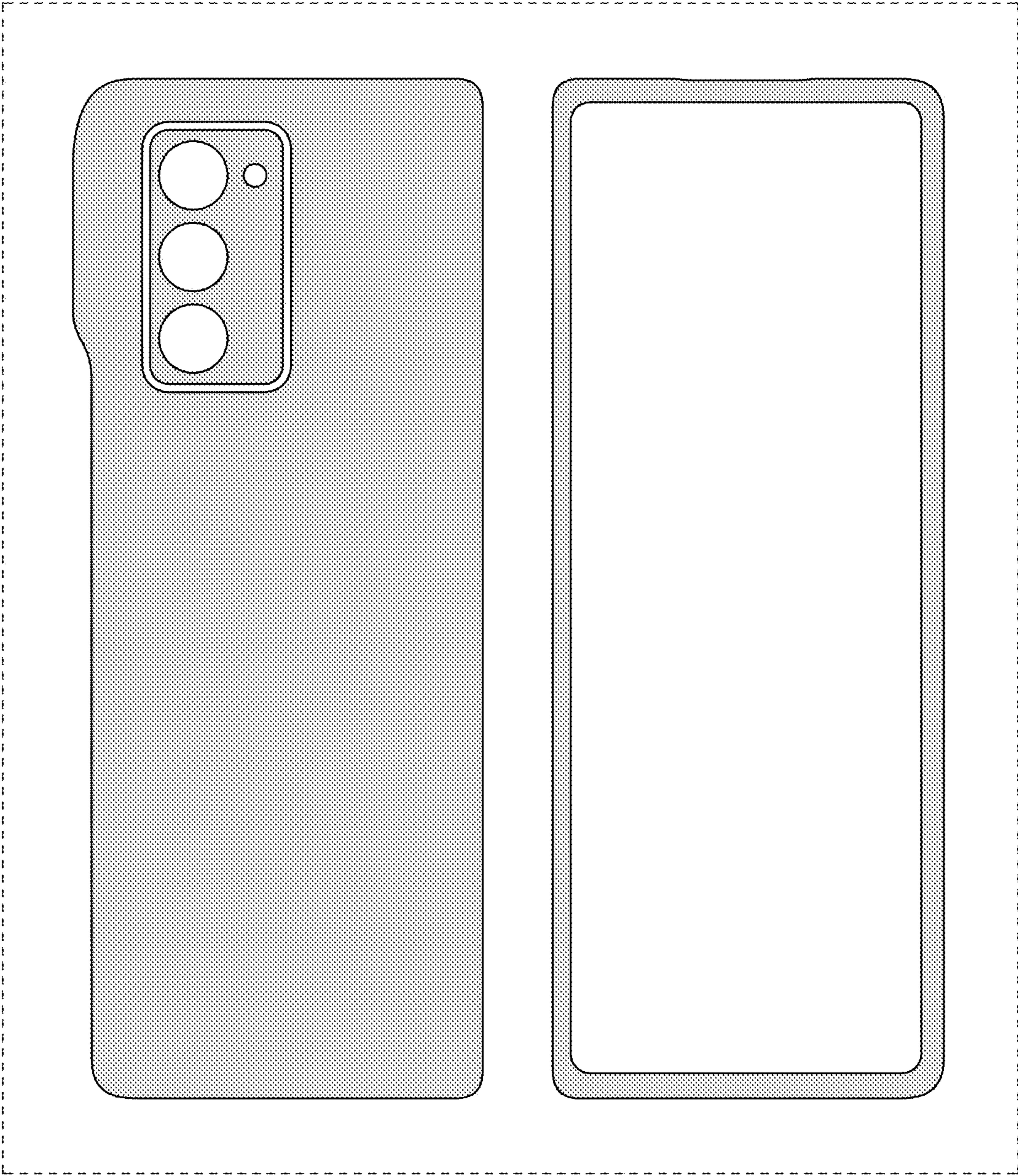


FIG. 2




FIG. 3

