



US00D948494S

(12) **United States Design Patent**
Huang

(10) **Patent No.:** **US D948,494 S**

(45) **Date of Patent:** **** Apr. 12, 2022**

(54) **PHONE CASE**

(71) Applicant: **Shuqiang Huang**, Qinzhou (CN)

(72) Inventor: **Shuqiang Huang**, Qinzhou (CN)

(**) Term: **15 Years**

(21) Appl. No.: **29/786,005**

(22) Filed: **May 28, 2021**

(30) **Foreign Application Priority Data**

May 21, 2021 (CN) 202130306278.2

(51) **LOC (13) Cl.** **14-03**

(52) **U.S. Cl.**

USPC **D14/250**

(58) **Field of Classification Search**

USPC D14/203.3–203.7, 439, 251–253, 447,
D14/217, 240, 238.1, 440, 248, 250;
D13/103, 107–108, 119; D3/201, 218,
D3/247, 249, 269, 273, 301, 303

CPC H04B 1/3888; A45C 11/00; A45C 13/02;
A45C 2011/002; A45C 1/06; A45F
2200/0525; A45F 2005/026; A45F
2200/0516; H04M 1/0283; H04M 1/0202

See application file for complete search history.

(56) **References Cited**

U.S. PATENT DOCUMENTS

D606,305 S * 12/2009 Lee D3/269
D636,755 S * 4/2011 Chen D14/138 AA
D654,491 S * 2/2012 Melanson D14/250
D666,824 S * 9/2012 Phillips D3/303
D673,550 S * 1/2013 Magness D14/250
D681,616 S * 5/2013 Weller D14/250
D681,617 S * 5/2013 Weller D14/250
D716,783 S * 11/2014 Loncar D14/250
D781,838 S * 3/2017 Kim D14/250
D792,878 S * 7/2017 Kim D14/250
D809,495 S * 2/2018 Dukerschein D14/250

D816,651 S * 5/2018 Chiang D14/250
D832,833 S 11/2018 Kim
D855,610 S * 8/2019 Wei D14/250
D857,682 S * 8/2019 Wang D14/250
D863,314 S * 10/2019 Chan D14/440
D882,559 S * 4/2020 Truong D14/250
D892,101 S 8/2020 Kim
D896,804 S * 9/2020 Lin D14/250
D912,035 S * 3/2021 Lee D14/250
D913,270 S * 3/2021 Lee D14/250
D917,444 S * 4/2021 Weng D14/250
D917,451 S 4/2021 Ng
2017/0047961 A1 * 2/2017 Gandhi H04M 1/0202
2018/0249799 A1 * 9/2018 Northrup A45C 11/00
2019/0123501 A1 * 4/2019 Christmas H04M 1/0249
2019/0326943 A1 * 10/2019 Nguyen H02J 7/0021

* cited by examiner

Primary Examiner — Carla J Wright

(74) *Attorney, Agent, or Firm* — True Shepherd LLC;
Andrew C. Cheng

(57) **CLAIM**

The ornamental design for a phone case, as shown and described.

DESCRIPTION

FIG. 1 is a front, right-side, and top perspective view of a phone case showing my new design;

FIG. 2 is a rear, right-side, and bottom perspective view thereof;

FIG. 3 is a front view thereof;

FIG. 4 is a rear view thereof;

FIG. 5 is a left side view thereof;

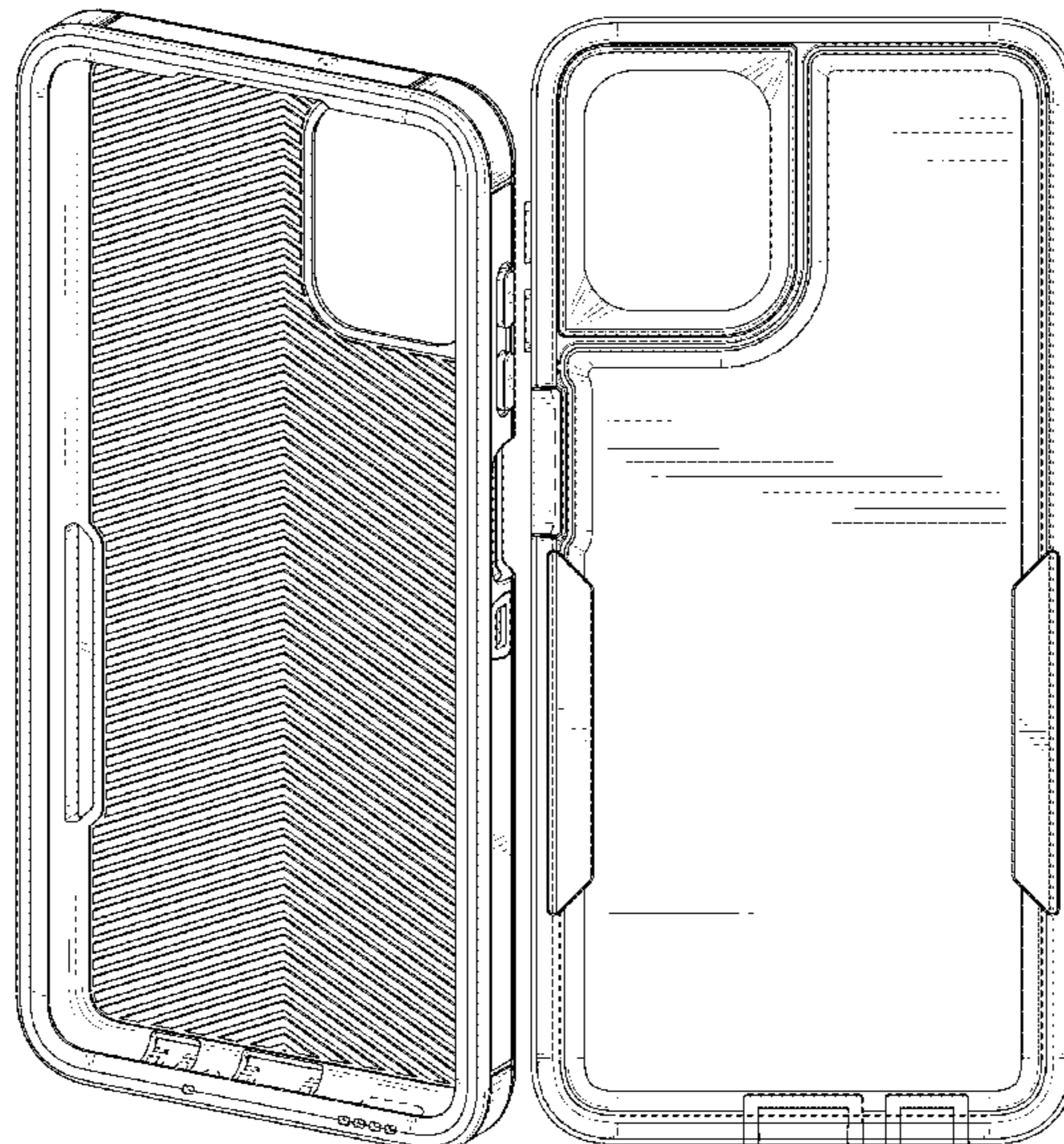
FIG. 6 is a right side view thereof;

FIG. 7 is a top plan view thereof; and,

FIG. 8 is a bottom plan view thereof.

The broken lines form no part of the claimed design and depict portions of the phone case that form no part of the claimed design.

1 Claim, 8 Drawing Sheets






FIG. 1

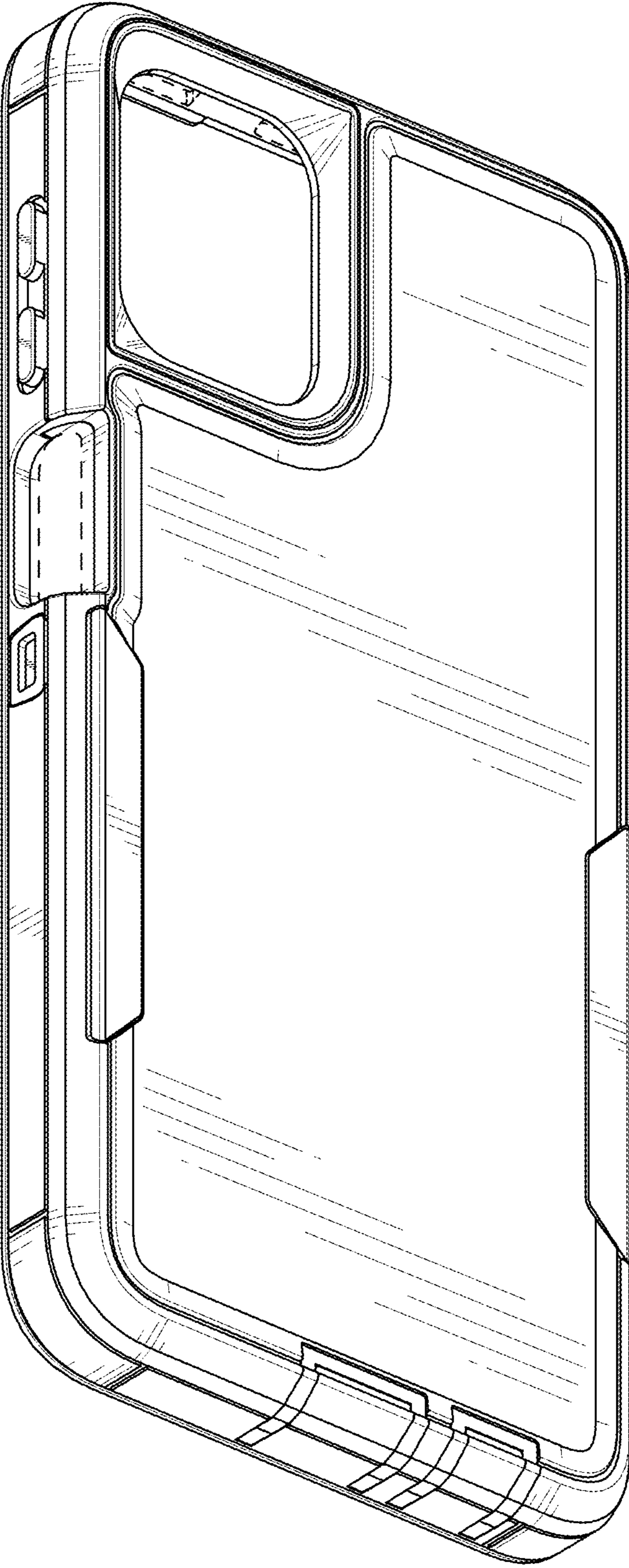


FIG. 2




FIG. 3

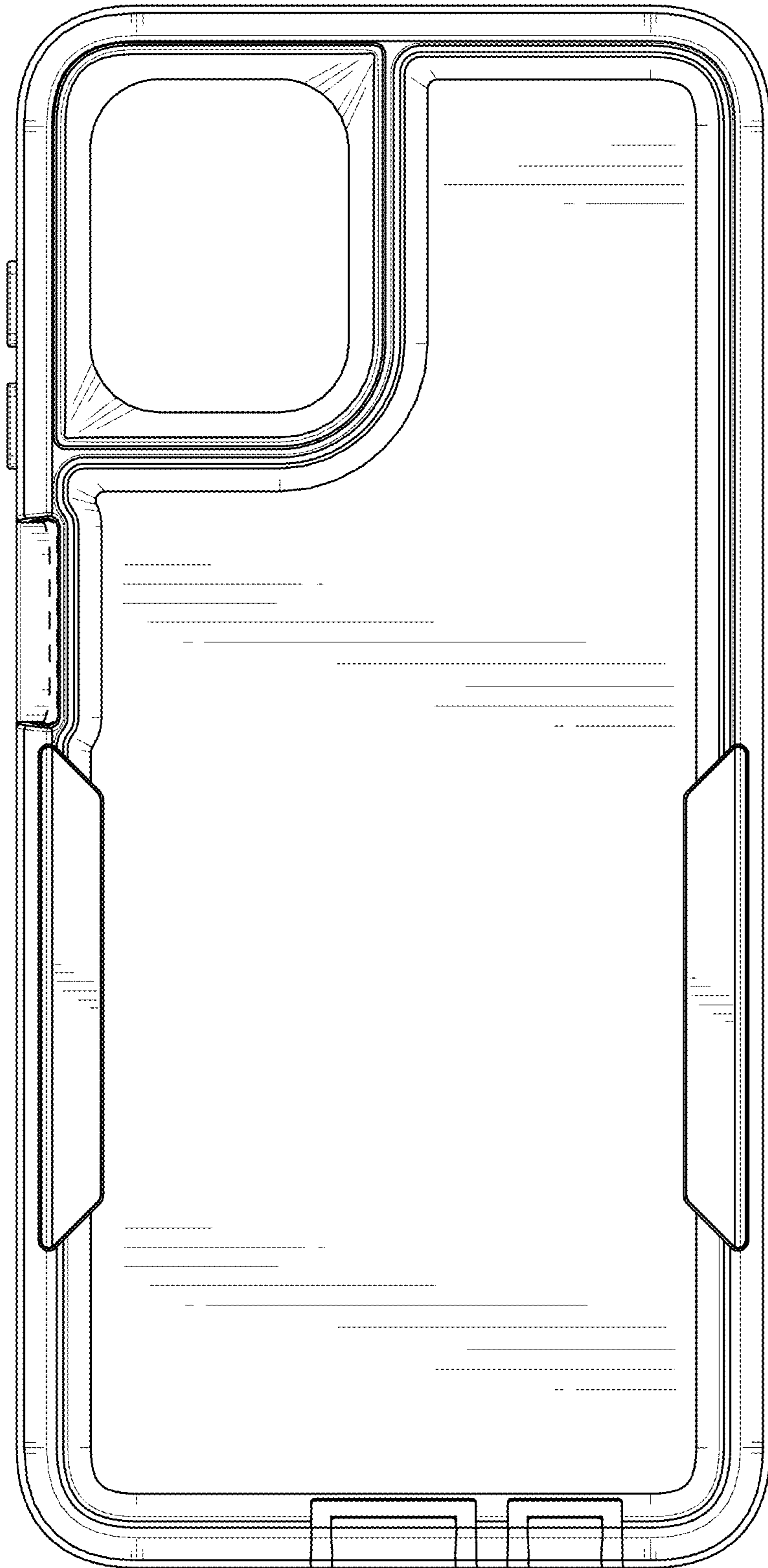


FIG. 4

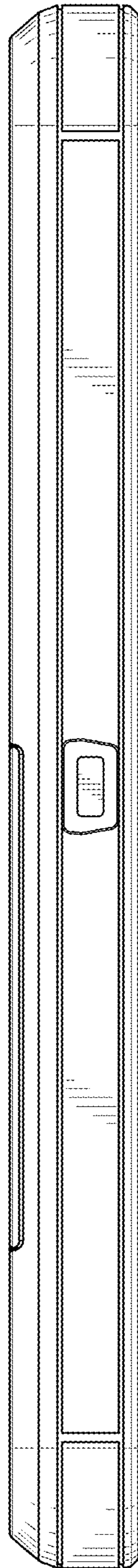


FIG. 5

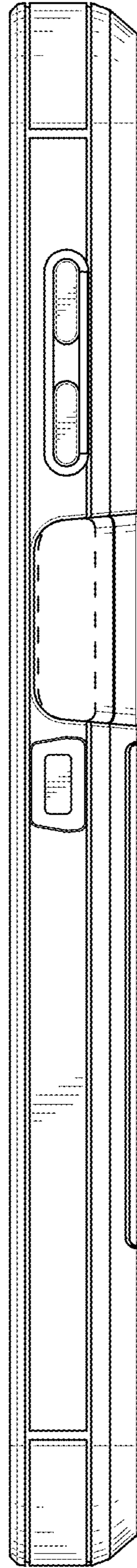


FIG. 6

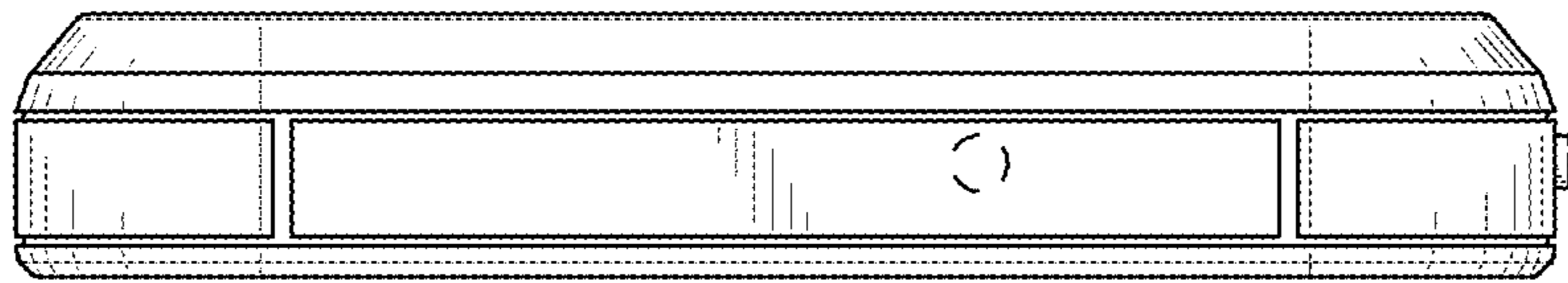


FIG. 7

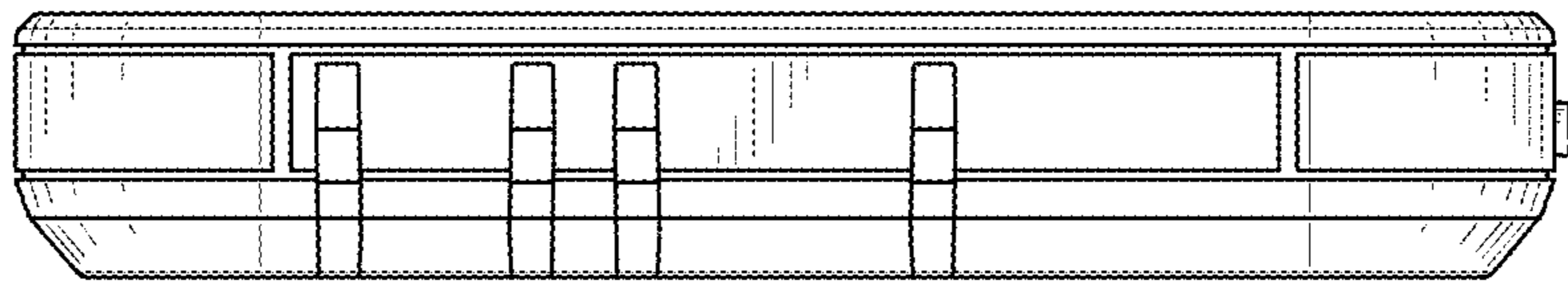


FIG. 8