



US00D948484S

(12) **United States Design Patent**
Zhang

(10) **Patent No.:** **US D948,484 S**

(45) **Date of Patent:** **** Apr. 12, 2022**

(54) **CASE WITH EARPHONES**

(71) Applicant: **SHENZHEN DOSHI ELECTRONICS CO., LTD**, Shenzhen (CN)

(72) Inventor: **Tao Zhang**, Shenzhen (CN)

(73) Assignee: **SHENZHEN DOSHI ELECTRONICS CO., LTD**, Shenzhen (CN)

(**) Term: **15 Years**

(21) Appl. No.: **29/778,749**

(22) Filed: **Apr. 14, 2021**

(51) **LOC (13) Cl.** **14-01**

(52) **U.S. Cl.**
USPC **D14/223**

(58) **Field of Classification Search**
USPC D14/223, 205; D3/201, 218, 294, 295, D3/274; D13/108; D9/420, 529, 455, D9/426, 418, 721, 456, 425; D28/83; 381/380, 381, 322, 328; 455/90.3, 575.1, 455/569.1
CPC H04R 1/10; H04R 25/00; H04R 25/02; H04R 1/1066; H04R 1/1016; H04R 5/033; H04R 5/0335; B65D 85/00; H02J 7/0013; H02J 7/0003

See application file for complete search history.

(56) **References Cited**

U.S. PATENT DOCUMENTS

D482,348 S * 11/2003 Villaverde D14/223
6,668,064 B1 * 12/2003 Lin H04R 1/1016
381/380
D511,493 S * 11/2005 Luneau D13/107
D523,846 S * 6/2006 Lee D14/205
D555,152 S * 11/2007 Wang D14/223
D671,531 S * 11/2012 Kim D14/223

D757,682 S * 5/2016 Perez D14/205
D770,412 S * 11/2016 Son D14/205
D772,572 S 11/2016 Palmborg et al.
D776,634 S 1/2017 Lee et al.
D801,314 S * 10/2017 Akana D14/223
D803,184 S * 11/2017 Loh Jun Kern D14/205
D806,388 S * 1/2018 Akana D3/294
D818,268 S * 5/2018 Akana D3/294

(Continued)

FOREIGN PATENT DOCUMENTS

EM 006085924-0001 * 1/2019
EM 006807616-0001 * 9/2019

(Continued)

Primary Examiner — Paula Allen Greene

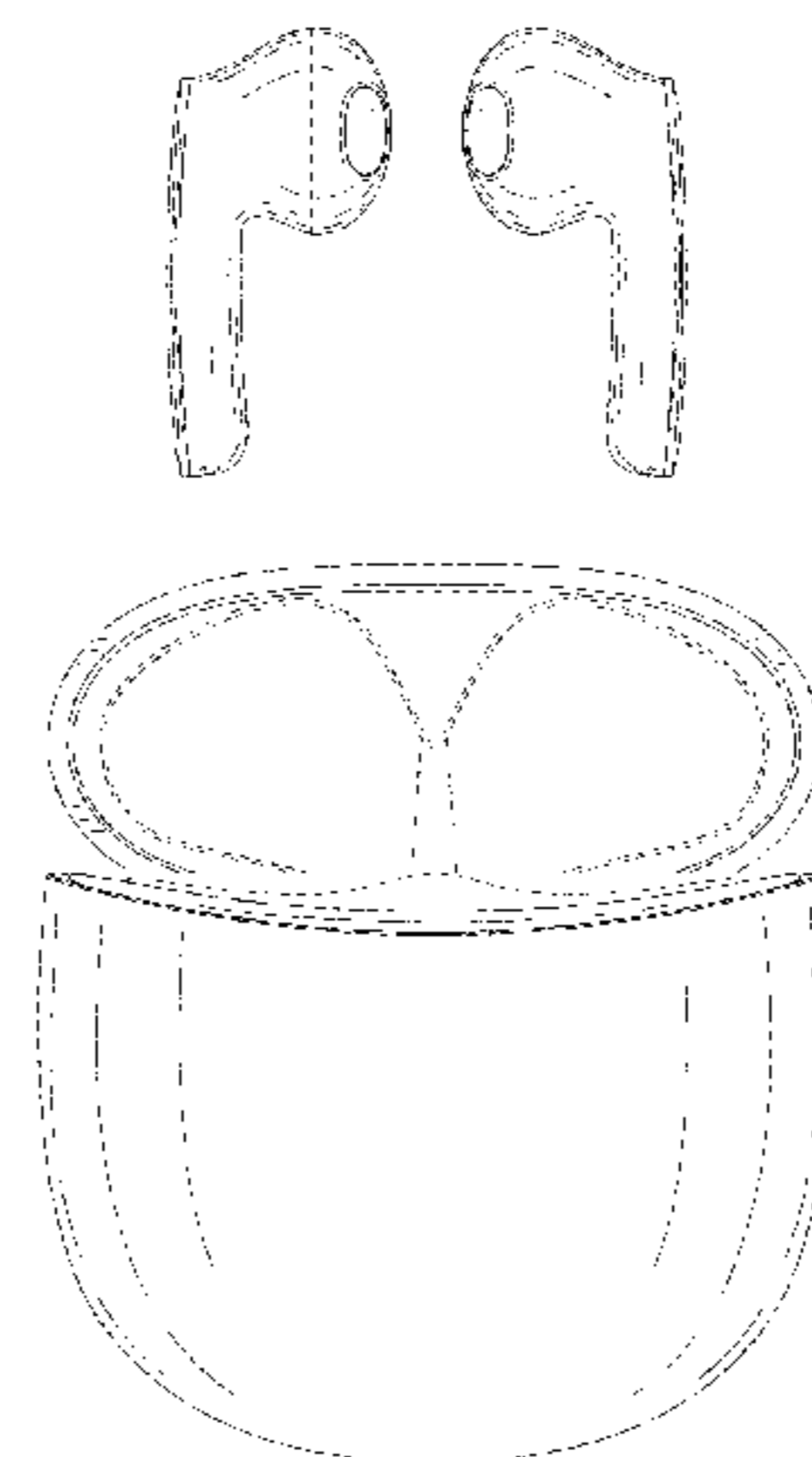
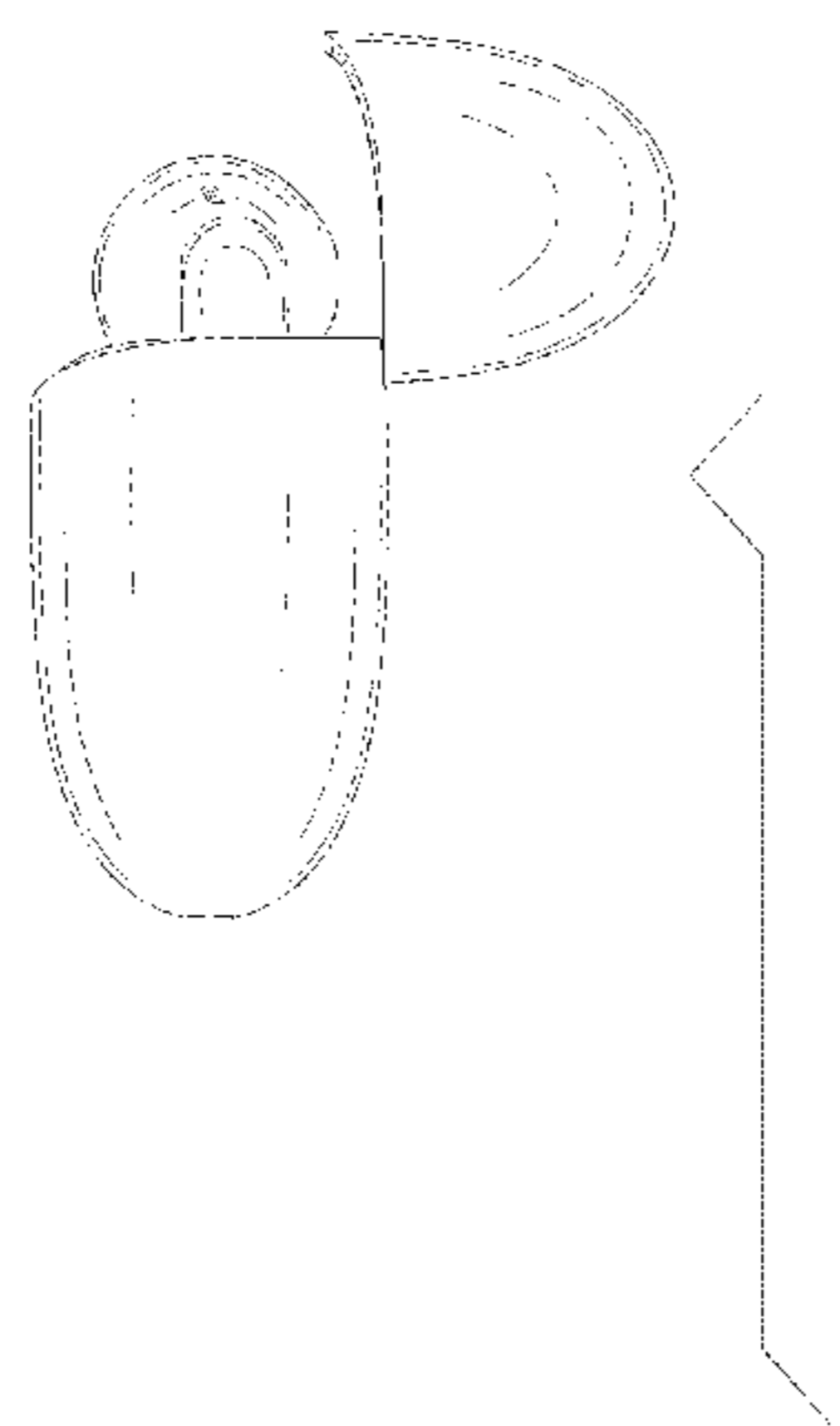
(57) **CLAIM**

The ornamental design for a case with earphones, as shown and described.

DESCRIPTION

FIG. 1 is a perspective view of a case with earphones showing my new design;
FIG. 2 is a front view thereof;
FIG. 3 is a back view thereof;
FIG. 4 is a left view thereof;
FIG. 5 is a right side view thereof;
FIG. 6 is a top plan view thereof;
FIG. 7 is a bottom plan view thereof;
FIG. 8 is a perspective view disassembled;
FIG. 9 is a front view disassembled;
FIG. 10 is a back view disassembled thereof;
FIG. 11 is a top view disassembled;
FIG. 12 is a bottom view disassembled thereof; and,
FIG. 13 is a perspective view in an alternate closed position.
The claimed design is defined by the shaded surfaces, the broken lines depict environment that forms no part of the claimed design.

1 Claim, 13 Drawing Sheets



(56)

References Cited

U.S. PATENT DOCUMENTS

D821,999 S * 7/2018 Guo D14/205
 D823,246 S * 7/2018 Lin D13/108
 D830,336 S * 10/2018 Cai D14/205
 D841,581 S * 2/2019 Bonahoom D13/108
 D846,264 S * 4/2019 Wu D3/201
 D849,401 S * 5/2019 Akana D3/274
 D864,169 S * 10/2019 Min D14/223
 D869,445 S * 12/2019 Hu D14/223
 D878,045 S * 3/2020 Akana D3/274
 D878,337 S * 3/2020 Yang D14/223
 10,587,965 B2 * 3/2020 Mueller H04R 25/554
 D886,454 S * 6/2020 Williamson D3/294
 D887,351 S * 6/2020 Bonahoom D13/108
 D888,408 S * 6/2020 Lee D3/201
 D890,724 S * 7/2020 Li D14/223
 D893,184 S * 8/2020 Liu D3/294
 D893,185 S * 8/2020 Liu D3/294
 D893,462 S * 8/2020 Liu D14/223
 D896,788 S * 9/2020 Akana D14/223
 D897,678 S * 10/2020 Koh D3/294
 D897,997 S * 10/2020 Zhang D14/223
 D900,065 S * 10/2020 Distefano D14/223
 D901,377 S * 11/2020 Zhou D13/108
 D902,588 S * 11/2020 Zhang D3/294
 D904,023 S * 12/2020 Wang D3/294
 D904,025 S * 12/2020 Ma D3/295
 D904,755 S * 12/2020 Birger D3/201
 D907,009 S * 1/2021 Akana D14/223
 D910,553 S * 2/2021 Cramer D13/108
 D911,944 S * 3/2021 Gao D13/108
 D911,945 S * 3/2021 Xian D13/108
 D912,015 S * 3/2021 Xie D14/223
 D913,223 S * 3/2021 Li D13/108
 D914,652 S * 3/2021 Chen D14/223
 D918,138 S * 5/2021 Ma D13/108
 D920,291 S * 5/2021 Hou D14/223
 D922,315 S * 6/2021 Zhang D13/108
 D922,417 S * 6/2021 Wu D14/486
 D922,946 S * 6/2021 Chen D13/108

D923,609 S * 6/2021 Li D14/223
 D924,798 S * 7/2021 Ando D13/108
 D924,851 S * 7/2021 Li D14/223
 D927,465 S * 8/2021 Wang D14/223
 D929,969 S * 9/2021 Ding D14/223
 D931,258 S * 9/2021 Ding D14/223
 2008/0090622 A1 * 4/2008 Kim H04M 1/05
 455/573
 2012/0237074 A1 * 9/2012 Aase H04R 1/1075
 381/380
 2013/0336495 A1 * 12/2013 Burgett H04R 1/1091
 381/74
 2016/0360350 A1 * 12/2016 Watson H04L 61/6022
 2018/0014436 A1 * 1/2018 Milevski H05K 9/0086
 2020/0068285 A1 * 2/2020 Dang H04R 1/1016
 2020/0084532 A1 * 3/2020 Lo H02J 7/342
 2020/0107098 A1 * 4/2020 DiFonzo H01F 41/0246
 2020/0304898 A1 * 9/2020 Cohen H04R 1/02
 2021/0274275 A1 * 9/2021 Daniels H04R 1/1041

FOREIGN PATENT DOCUMENTS

EM 007308564-0001 * 11/2019
 EM 007811294-0001 * 4/2020
 EM 008036453-0001 * 7/2020
 EM 008188395-0001 * 9/2020
 EM 008204424-0001 * 10/2020
 EM 008397996-0001 * 1/2021
 EM 008426035-0001 * 2/2021
 EM 008442743-0001 * 2/2021
 EM 008442990-0001 * 2/2021
 EM 008443071-0001 * 2/2021
 EM 008469852-0001 * 3/2021
 EM 008520050-0001 * 4/2021
 EM 008581508-0001 * 6/2021
 EM 008649842-0001 * 8/2021
 GB 9006402152-0001 * 4/2019
 GB 9006690277-0001 * 8/2019
 GB 9008036453-0001 * 7/2020
 GB 6130250 * 4/2021

* cited by examiner

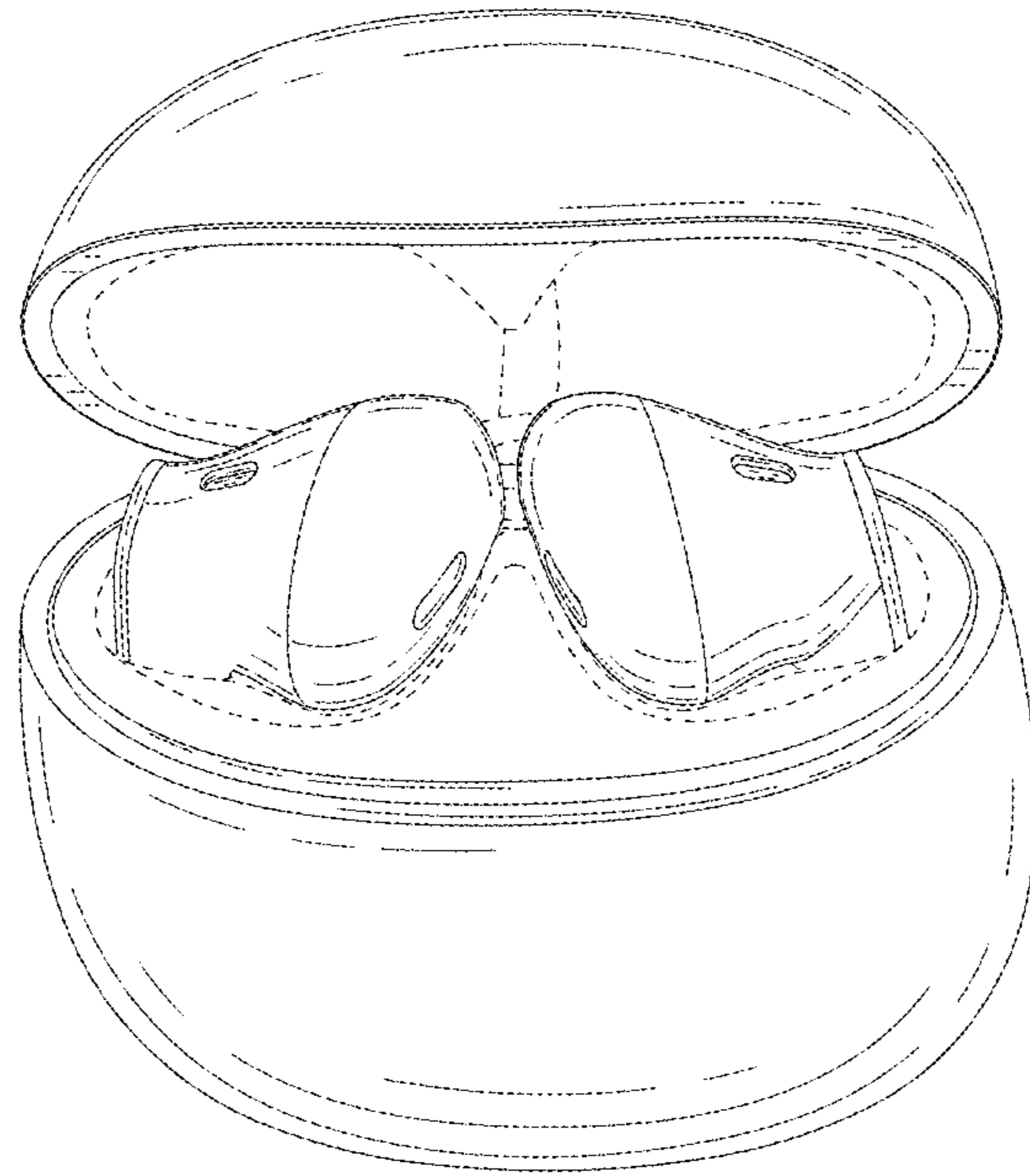


FIG. 1




FIG. 2

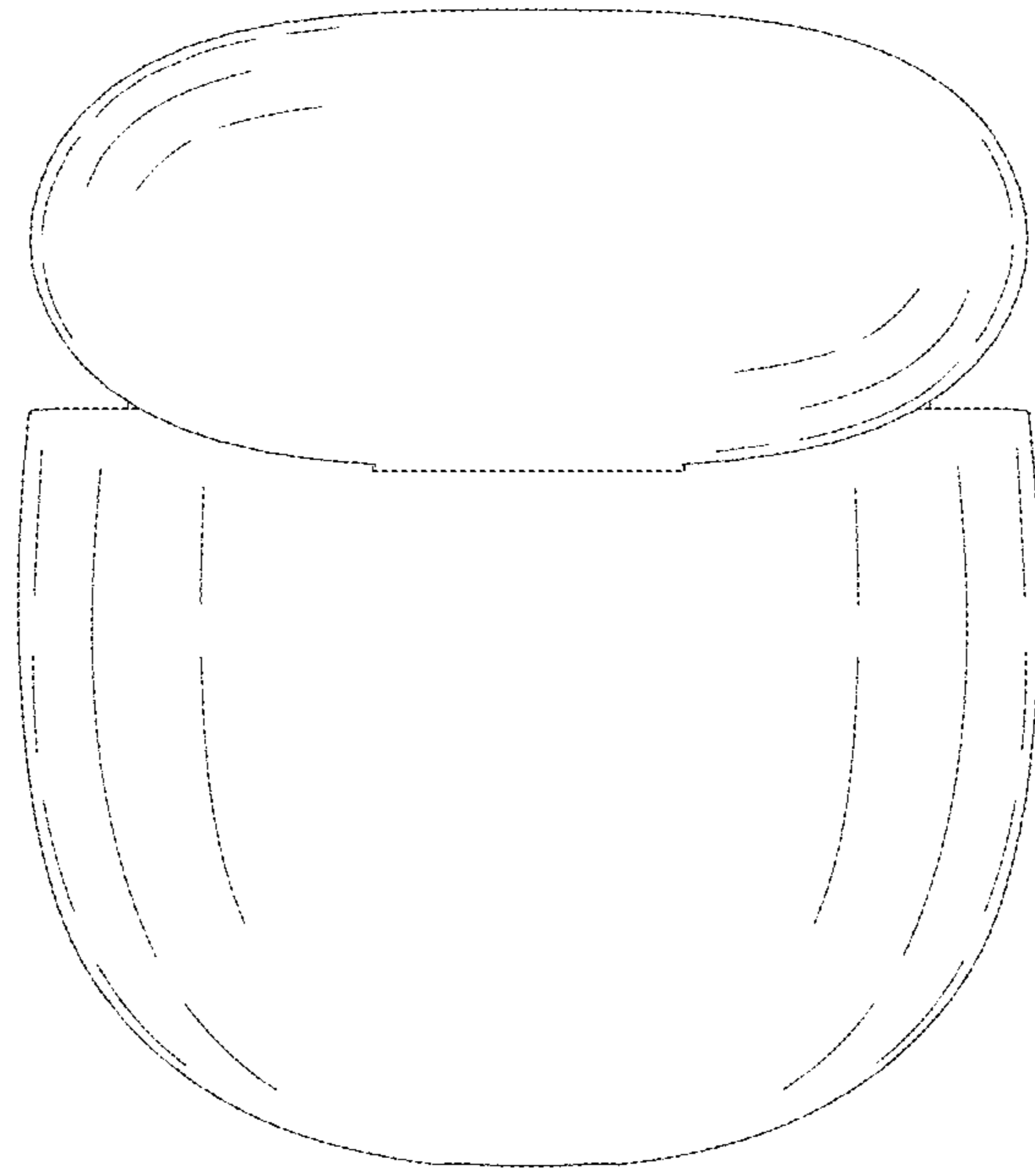


FIG. 3

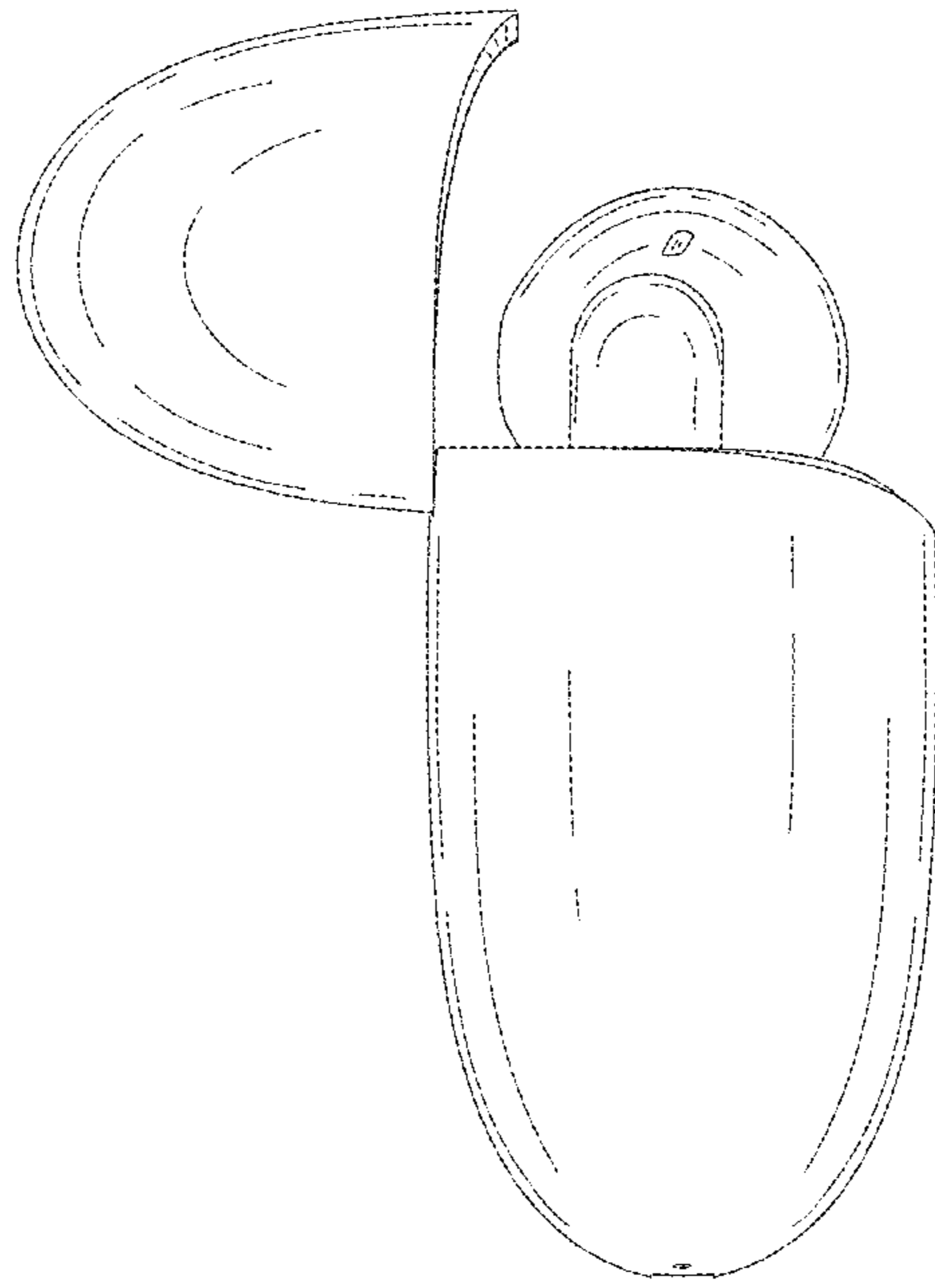


FIG. 4

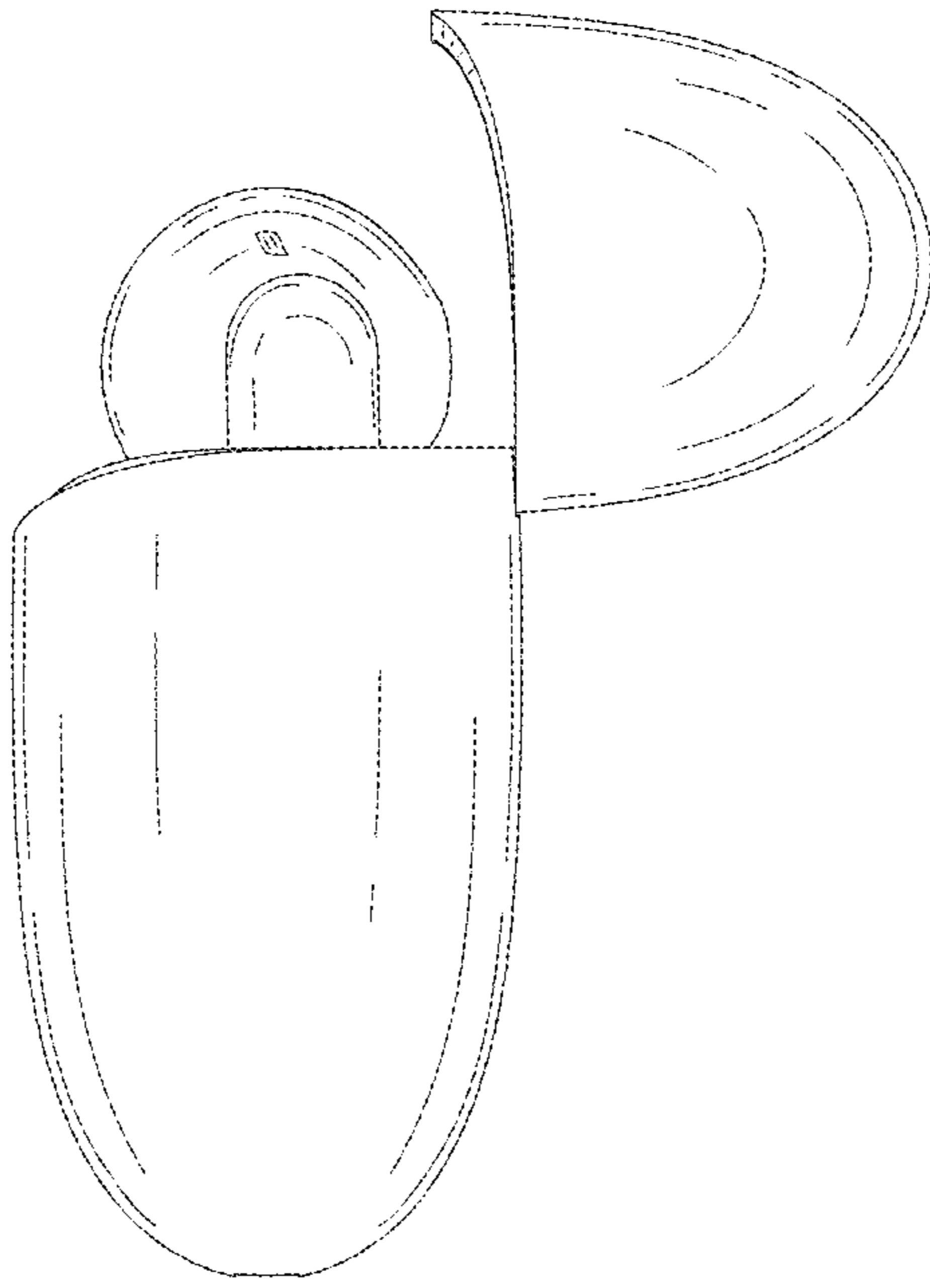


FIG. 5

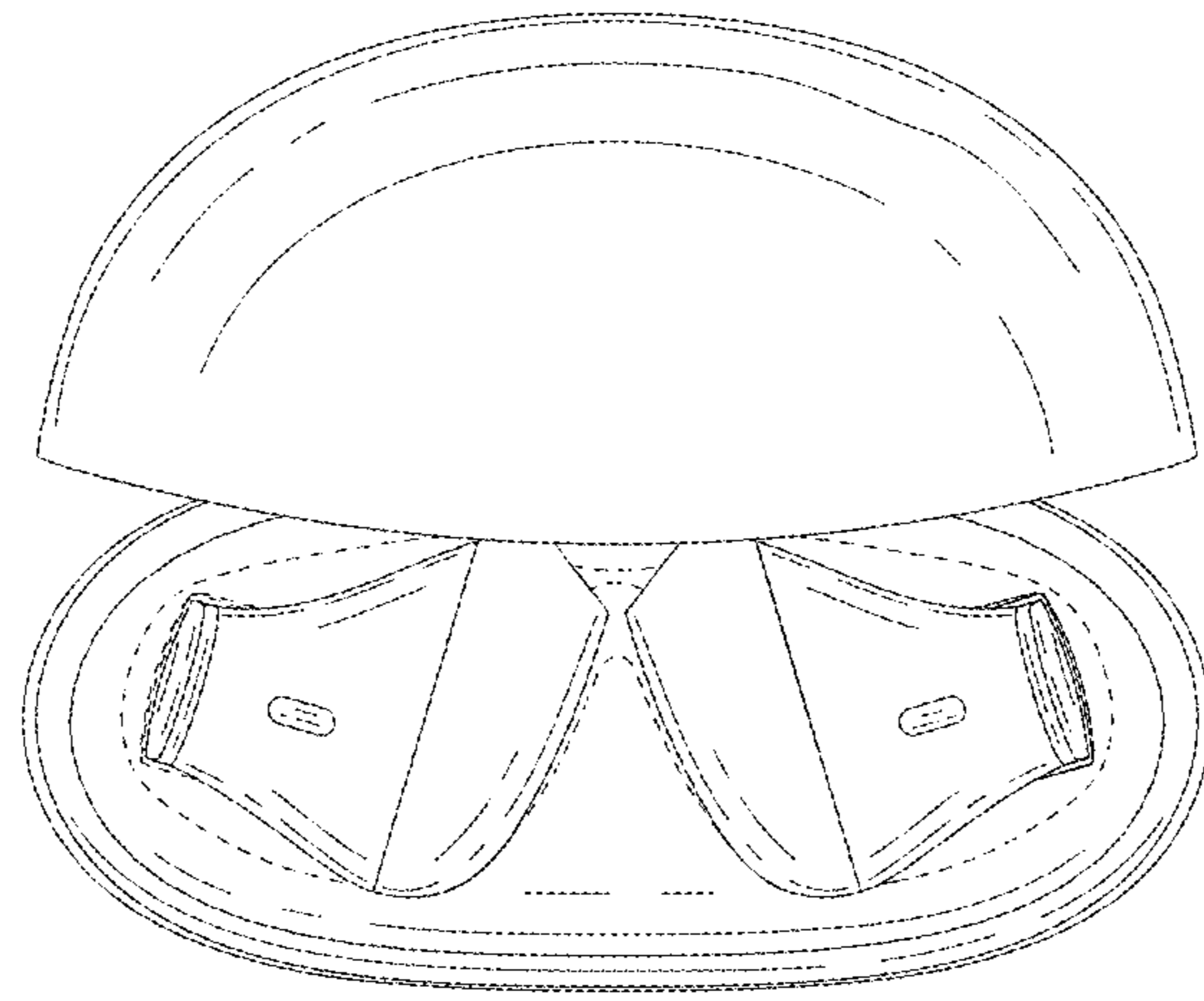


FIG. 6

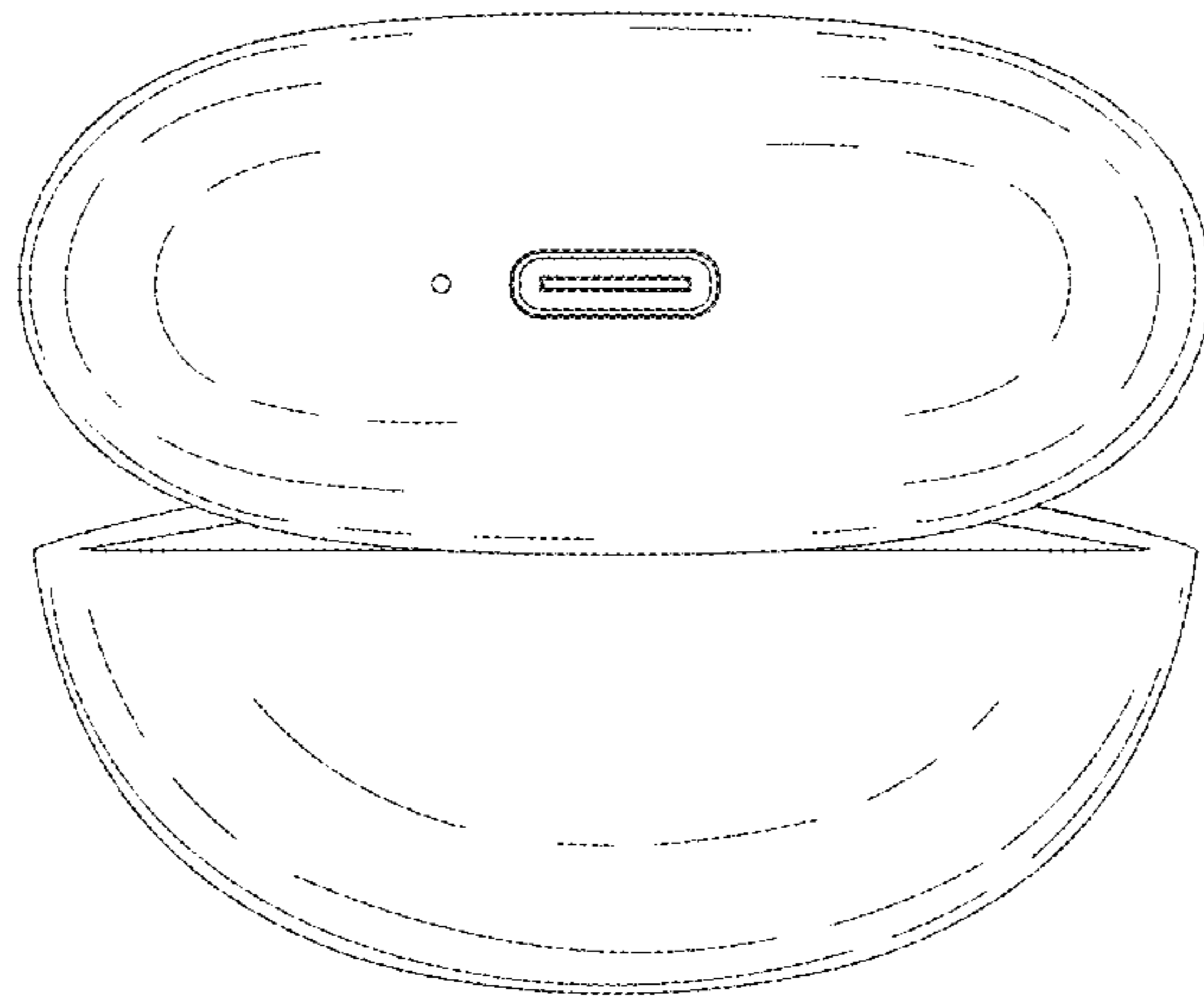


FIG. 7

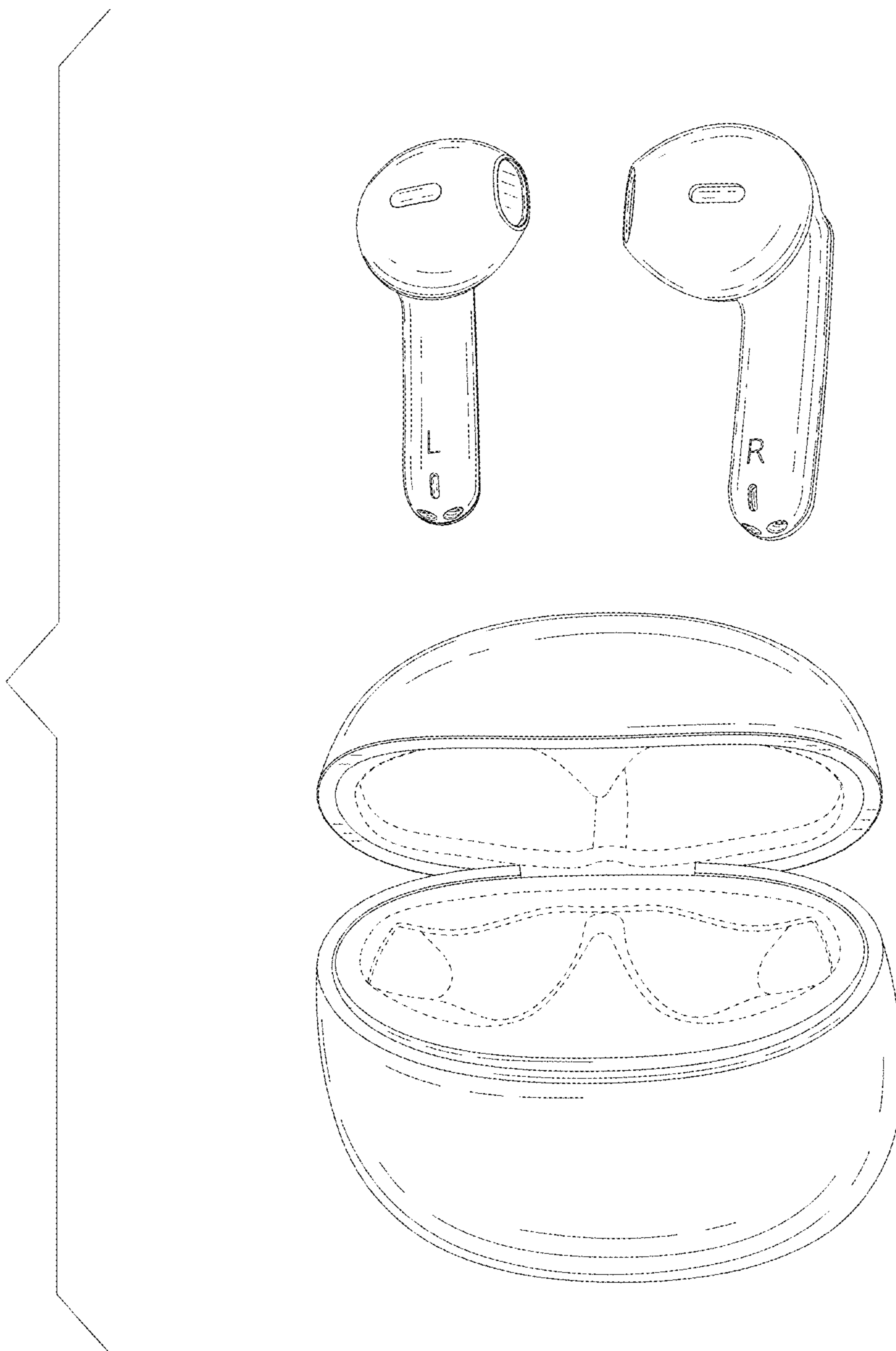


FIG. 8

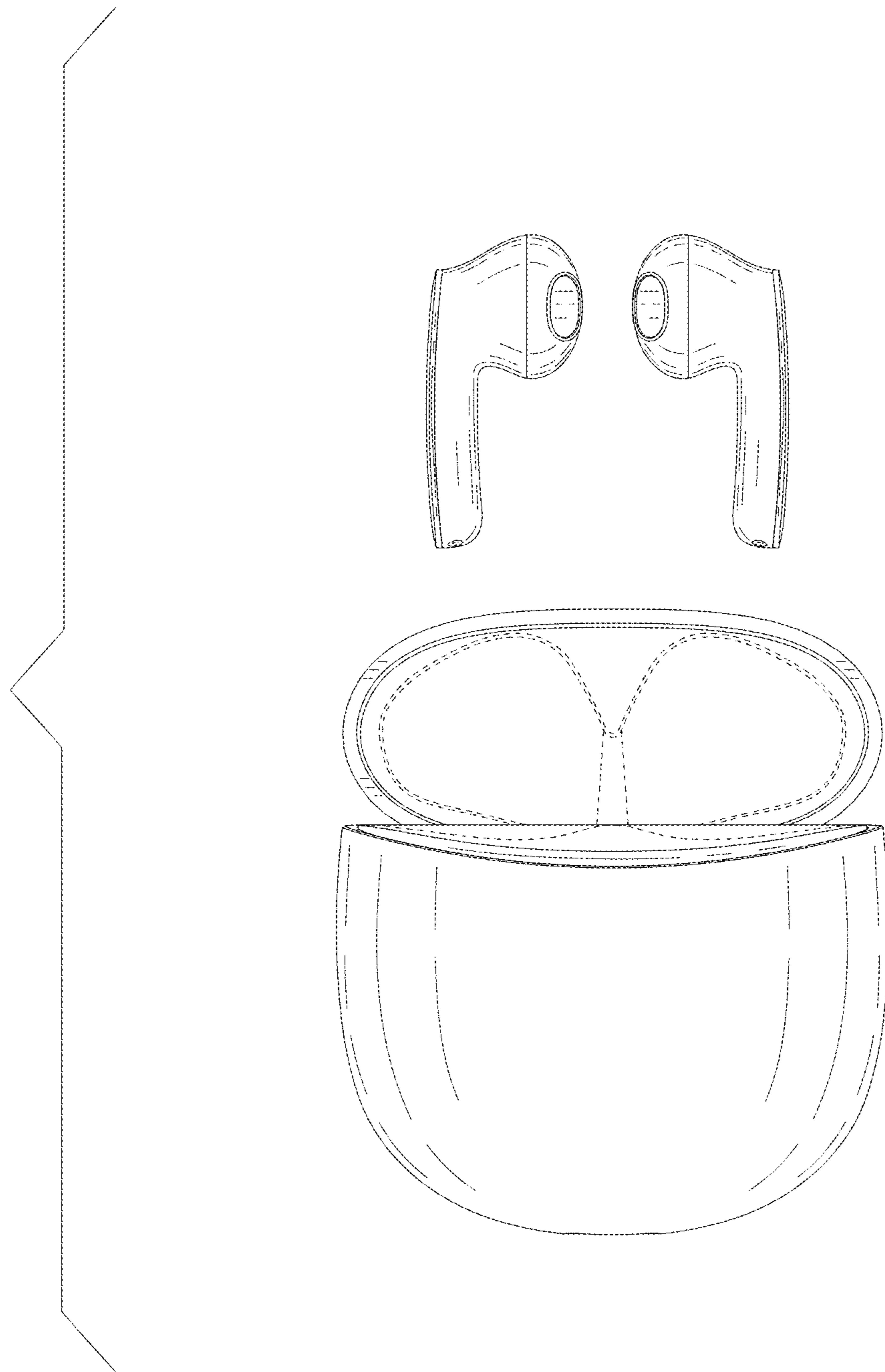


FIG. 9




FIG. 10

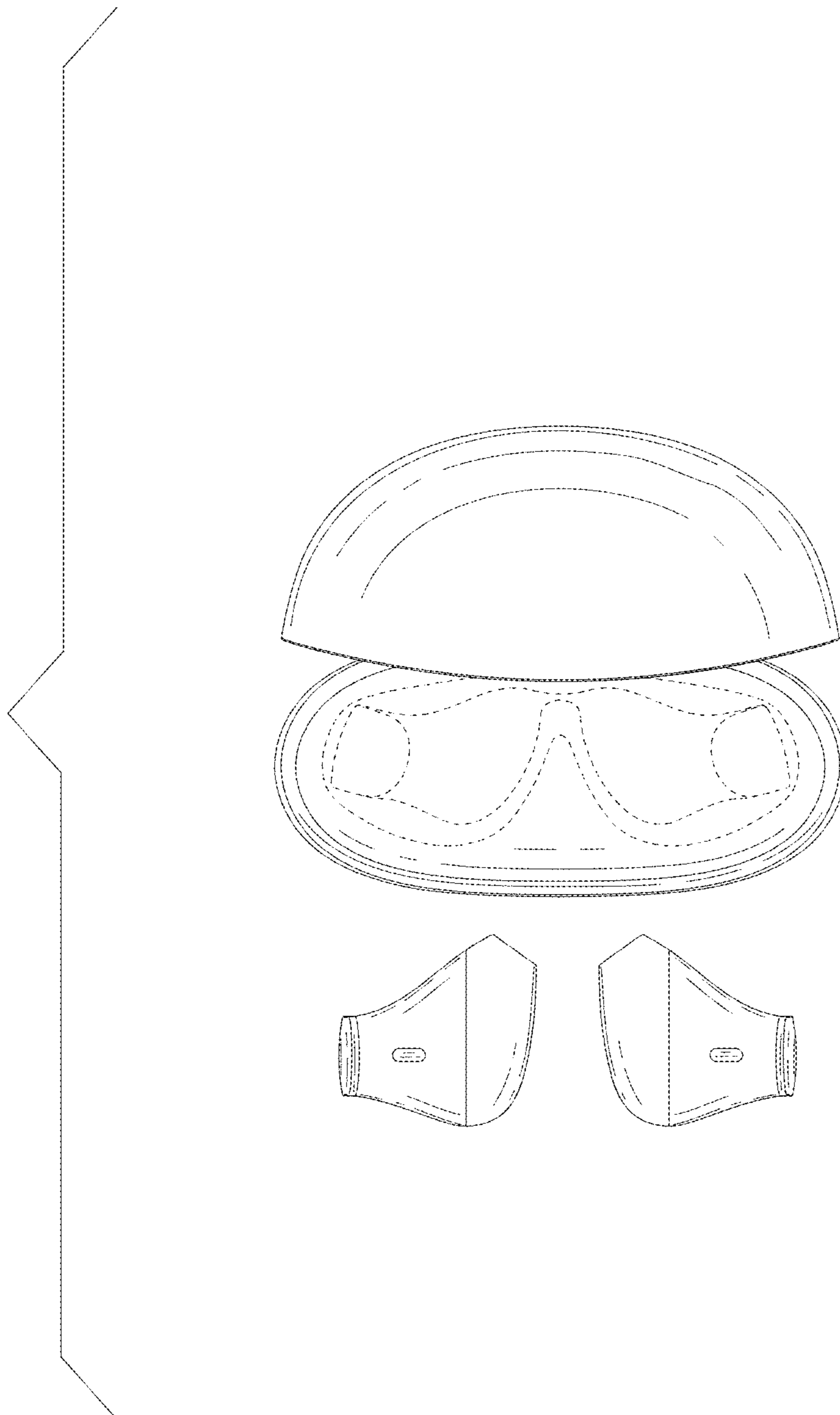


FIG. 11

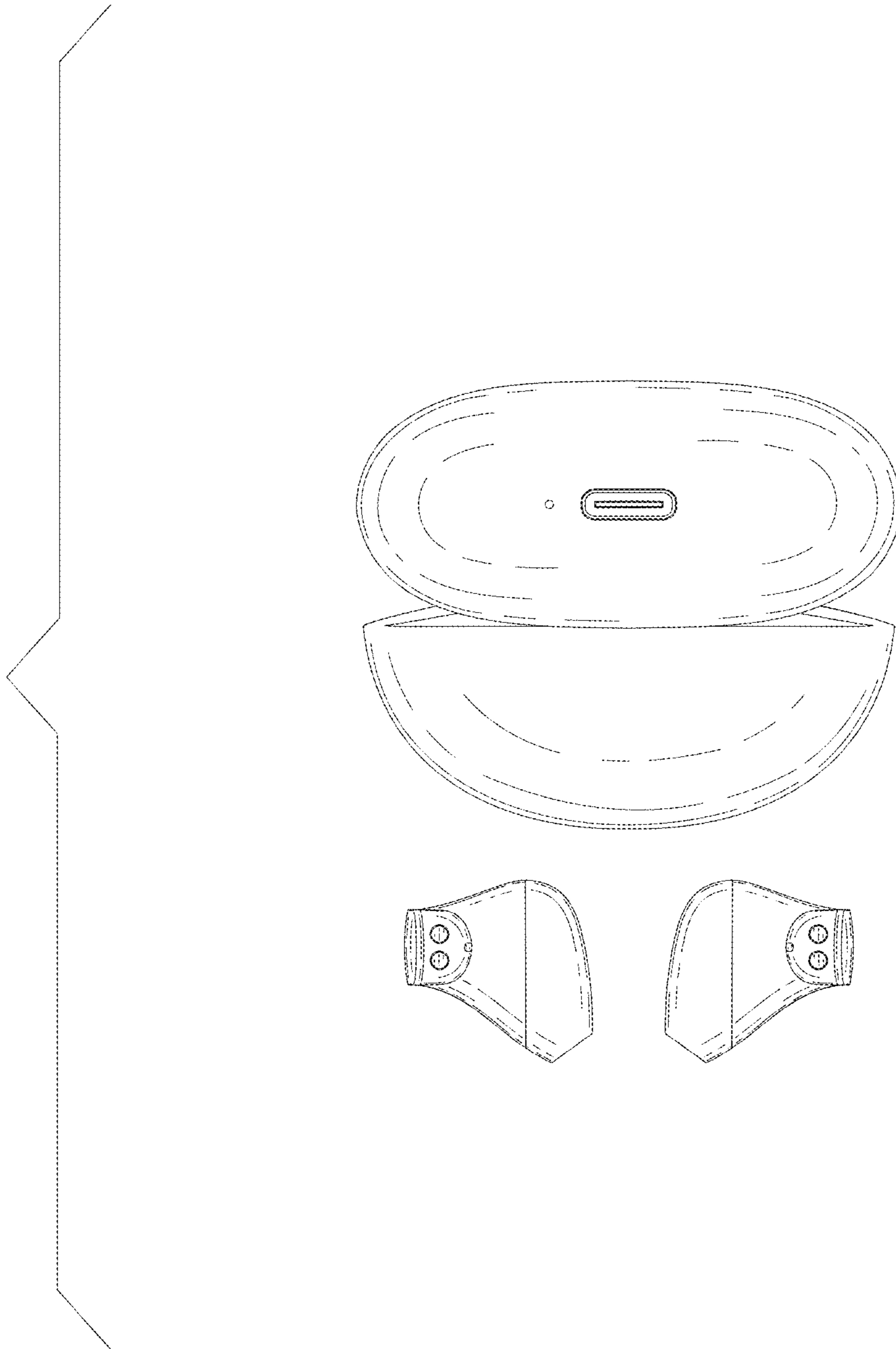


FIG. 12

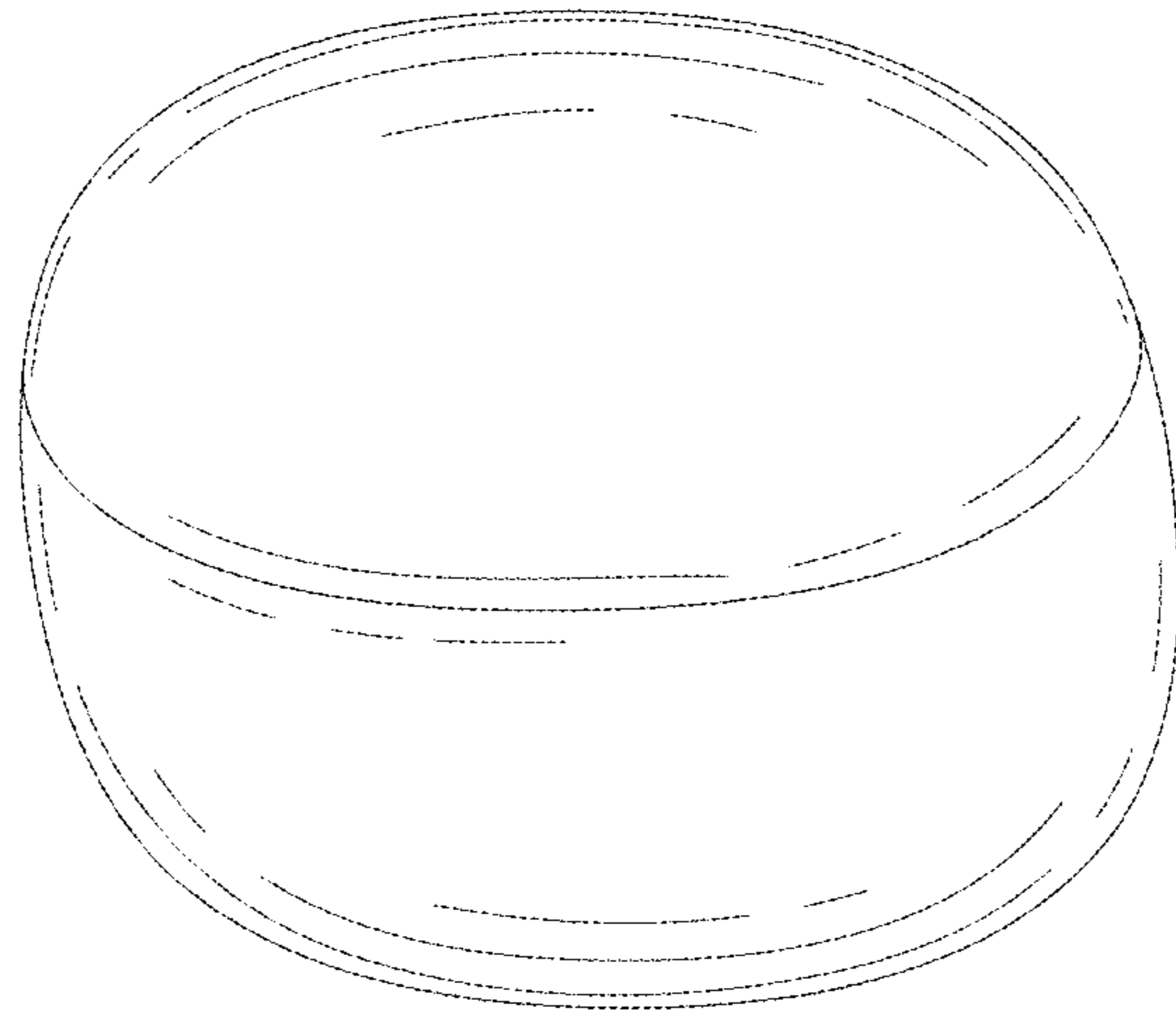


FIG. 13