



US00D948476S

(12) **United States Design Patent**
Zhou

(10) **Patent No.:** **US D948,476 S**

(45) **Date of Patent:** **** Apr. 12, 2022**

(54) **EARPHONE**

(71) Applicant: **Yuzhi Zhou**, Hunan (CN)

(72) Inventor: **Yuzhi Zhou**, Hunan (CN)

(73) Assignee: **GuangDong Kotion Electroacoustic Technology Co., Ltd.**, Dongguan (CN)

(**) Term: **15 Years**

(21) Appl. No.: **29/739,632**

(22) Filed: **Jun. 27, 2020**

(51) **LOC (13) Cl.** **14-01**

(52) **U.S. Cl.**

USPC **D14/206**; D14/226

(58) **Field of Classification Search**

USPC D14/206, 226, 188, 192, 168, 249;
D29/112; 2/209; 381/380–381, 374;
455/90.3, 575.1, 569.1

CPC H04R 25/00; H04R 25/02; H04R 1/1016;
H04R 1/1066; H04R 5/033; H04R
5/0335; H04R 19/04; H04R 1/1091;
H04R 1/105; H04R 1/1058; G02B
27/017; G09G 5/00

See application file for complete search history.

(56) **References Cited**

U.S. PATENT DOCUMENTS

D549,688 S *	8/2007	Suzuki	D14/205
D597,070 S *	7/2009	Zheng	D14/205
D659,672 S *	5/2012	Lee	D14/205
D666,991 S *	9/2012	Lee	D14/205
D673,522 S *	1/2013	Iijima	D14/205
D716,762 S *	11/2014	Greve	D14/206
D733,677 S *	7/2015	Ling	D14/206
D734,736 S *	7/2015	Jin	D14/206
D741,286 S *	10/2015	Brennwald	D14/205
D745,860 S *	12/2015	Logan	D14/206
D746,793 S *	1/2016	Logan	D14/206
D788,071 S *	5/2017	Logan	D14/205

D808,359 S *	1/2018	Meyer	D14/206
D824,362 S *	7/2018	Probst	D14/206
D843,349 S *	3/2019	Burgess	D14/206
D851,063 S *	6/2019	Deng	D14/206
D852,165 S *	6/2019	Karayiannis	D14/205
D853,988 S *	7/2019	Wang	D14/206
D856,967 S *	8/2019	Tang	D14/206
D856,968 S *	8/2019	Tang	D14/206
D856,969 S *	8/2019	Tang	D14/206
D856,970 S *	8/2019	Tang	D14/206
D856,971 S *	8/2019	Tang	D14/206
D859,355 S *	9/2019	Hu	D14/206
D868,734 S *	12/2019	Wang	D14/206
D877,116 S *	3/2020	Liu	D14/206
D890,131 S *	7/2020	Shen	D14/206

(Continued)

FOREIGN PATENT DOCUMENTS

CN	304297224	*	9/2017
CN	306745830	*	8/2021

(Continued)

Primary Examiner — Paula Allen Greene

(74) *Attorney, Agent, or Firm* — Justin Lampel

(57) **CLAIM**

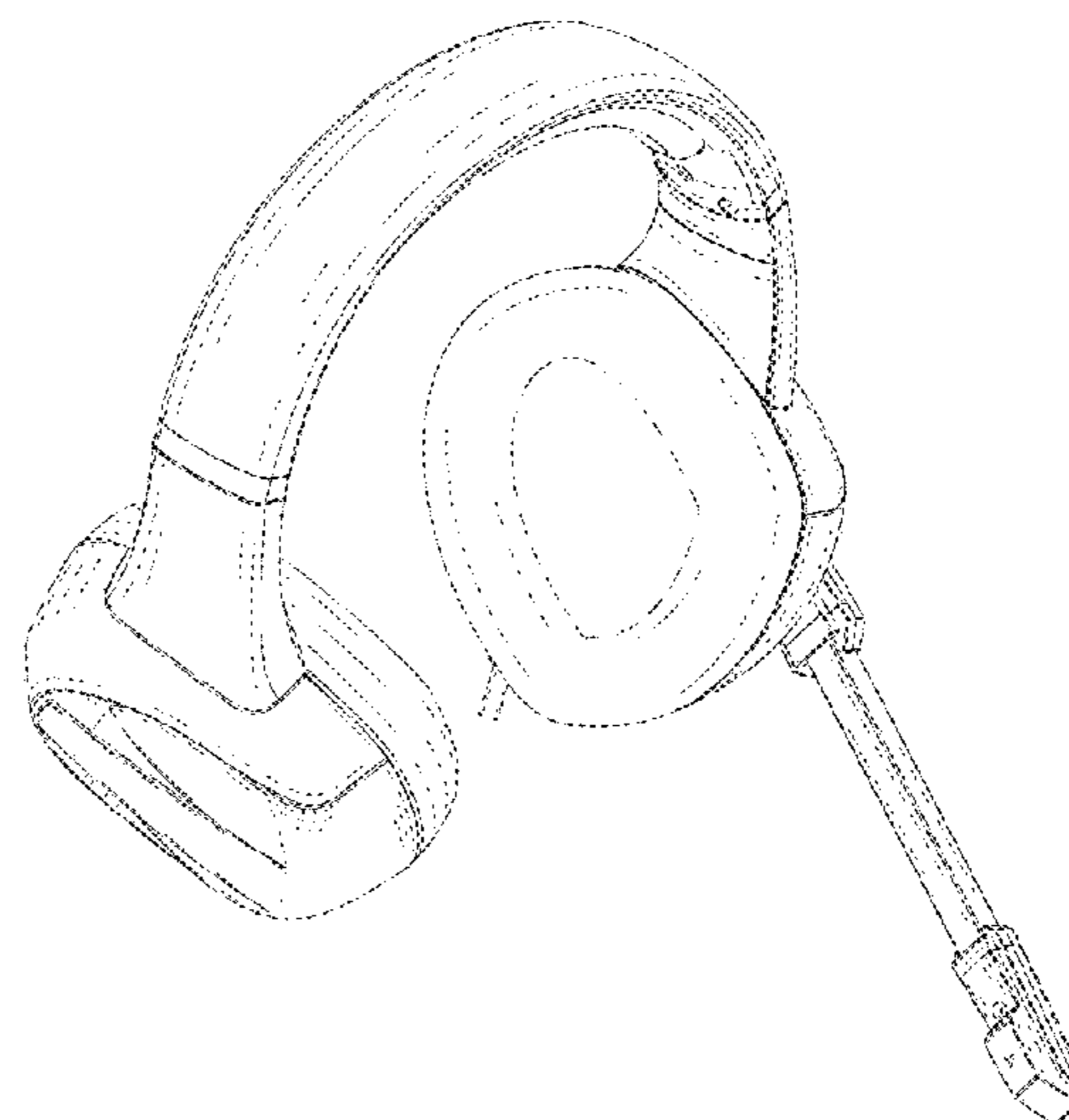
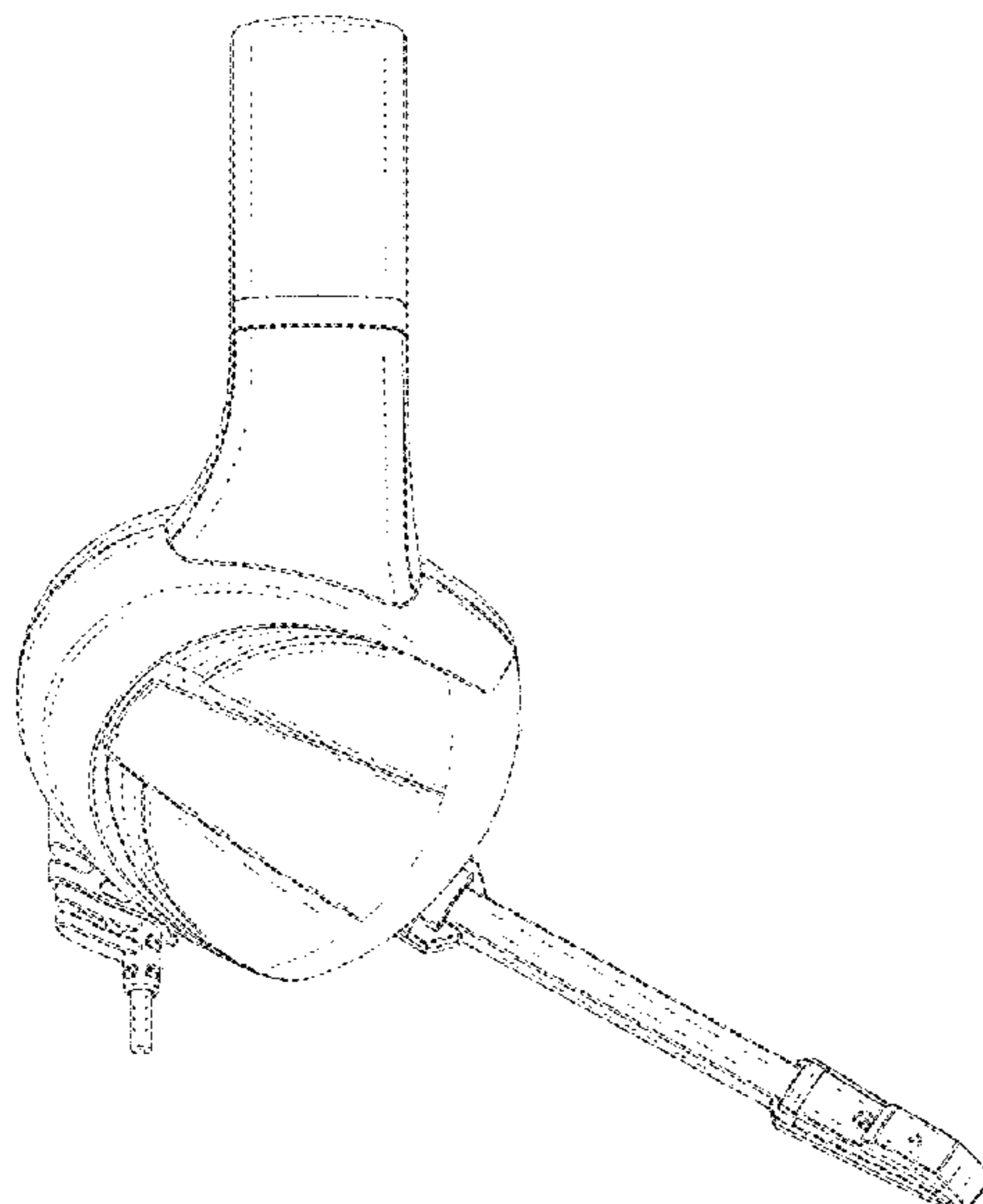
The ornamental design for earphone, as shown and described.

DESCRIPTION

FIG. 1 is a front elevational view thereof;
FIG. 2 is a rear elevational view thereof;
FIG. 3 is a left side view thereof;
FIG. 4 is a right side view thereof;
FIG. 5 is a top plan view thereof.
FIG. 6 is a bottom plan view thereof; and,
FIG. 7 is a perspective view of a earphone showing my new design.

The broken lines depict portions of the earphone that form no part of the claimed design.

1 Claim, 7 Drawing Sheets



(56)

References Cited

U.S. PATENT DOCUMENTS

D894,869	S	*	9/2020	Tang	D14/206
D899,402	S	*	10/2020	Shen	D14/206
D907,004	S	*	1/2021	Zhou	D14/206
D908,110	S	*	1/2021	Zhou	D14/206
D909,337	S	*	2/2021	Liu	D14/206
D910,595	S	*	2/2021	Shen	D14/206
D916,681	S	*	4/2021	He	D14/206
D931,831	S	*	9/2021	Liu	D14/206
D940,100	S	*	1/2022	Xie	D14/206
D941,802	S	*	1/2022	He	D14/206
D941,803	S	*	1/2022	He	D14/206
2001/0017925	A1	*	8/2001	Ceravolo	H04M 1/05 381/370
2010/0040252	A1	*	2/2010	Thompson	H04R 1/083 381/375
2011/0135134	A1	*	6/2011	Essabar	H04R 1/1033 381/374
2011/0194721	A1	*	8/2011	Schmidt	H04R 1/1066 381/370
2020/0288234	A1	*	9/2020	Fletcher	H04R 1/1066

FOREIGN PATENT DOCUMENTS

CN	306885678	*	10/2021
CN	306933929	*	11/2021
CN	306941781	*	11/2021
EM	004134674-0001	*	8/2017

* cited by examiner



FIG. 1



FIG.2

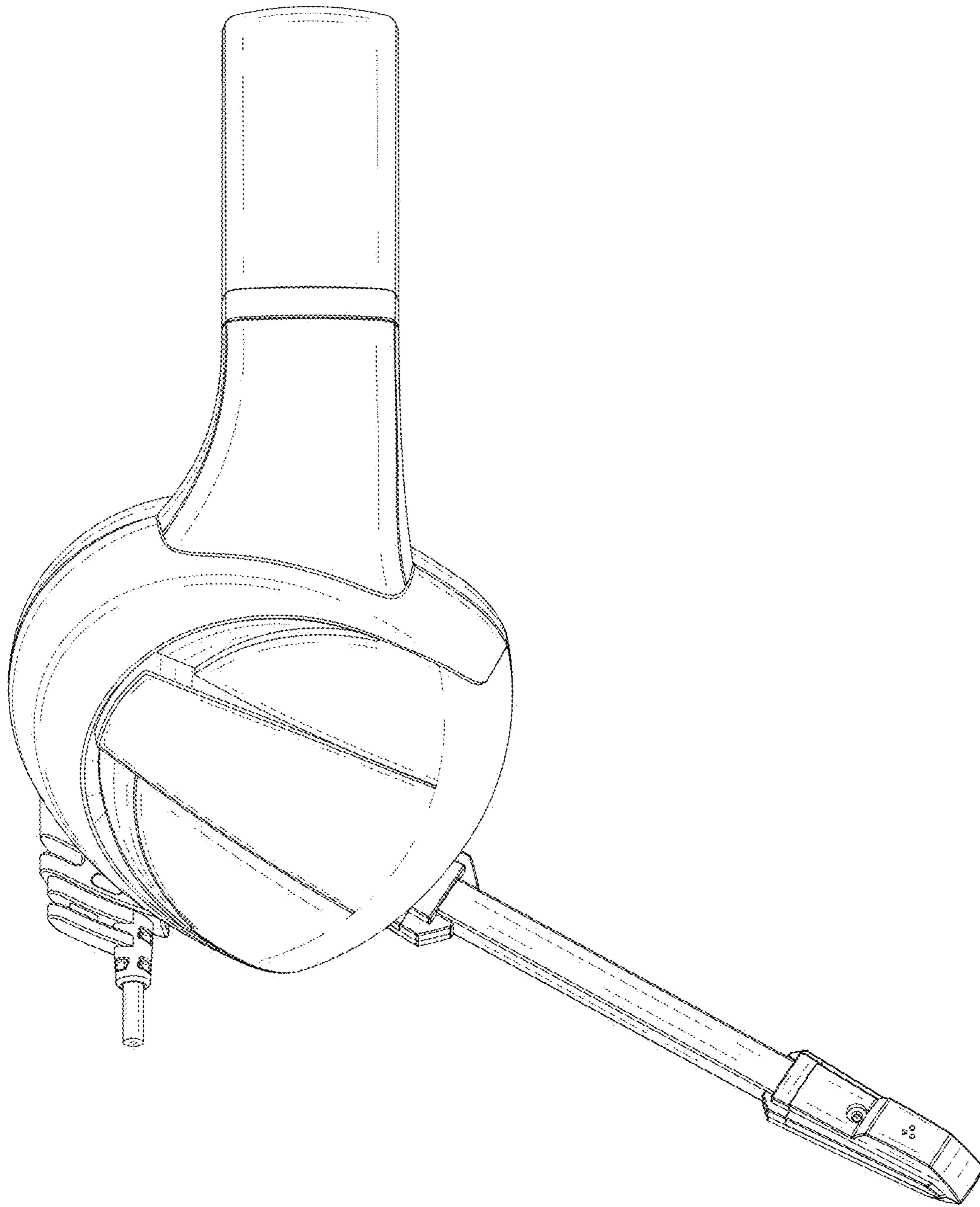


FIG.3

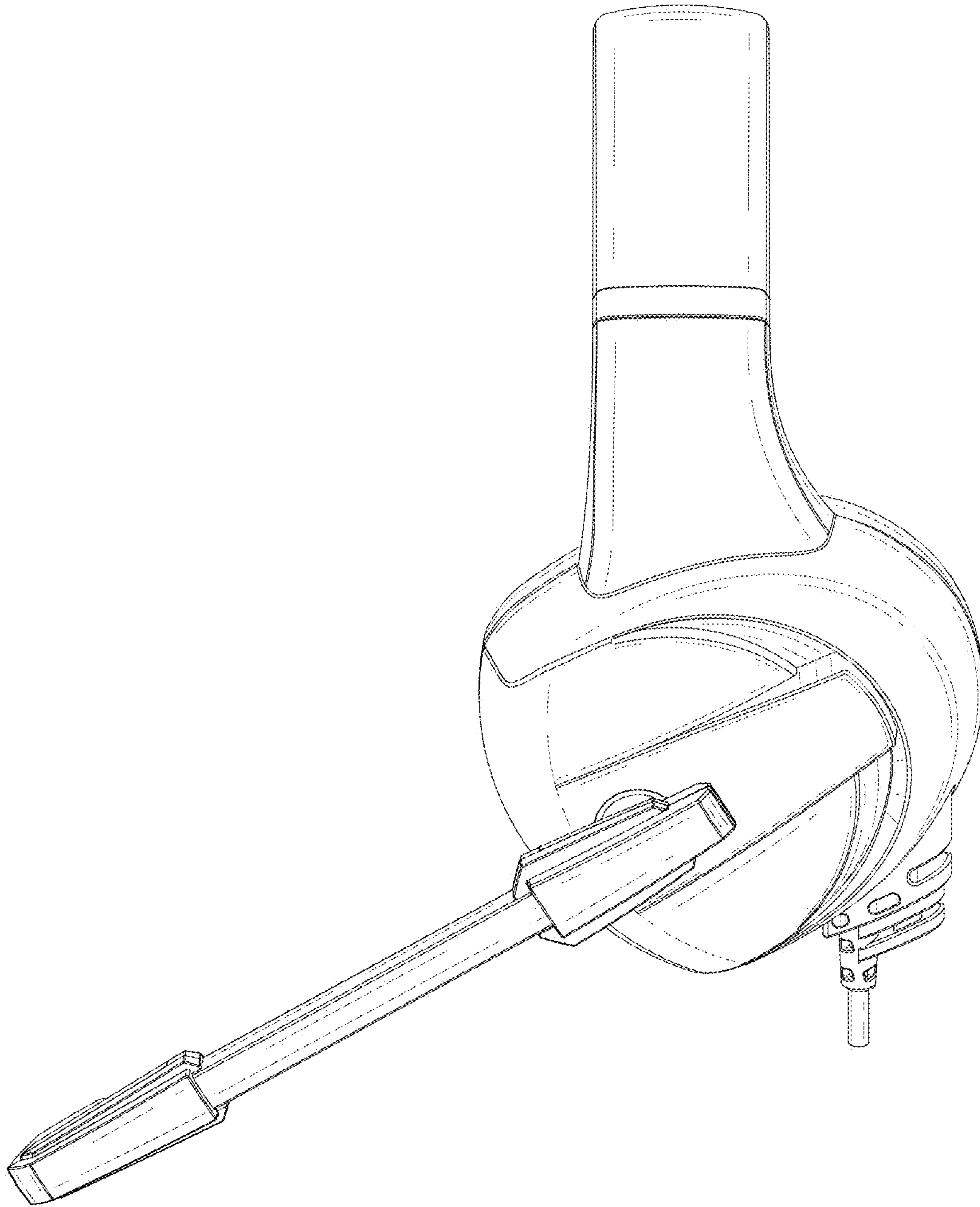


FIG.4




FIG.5

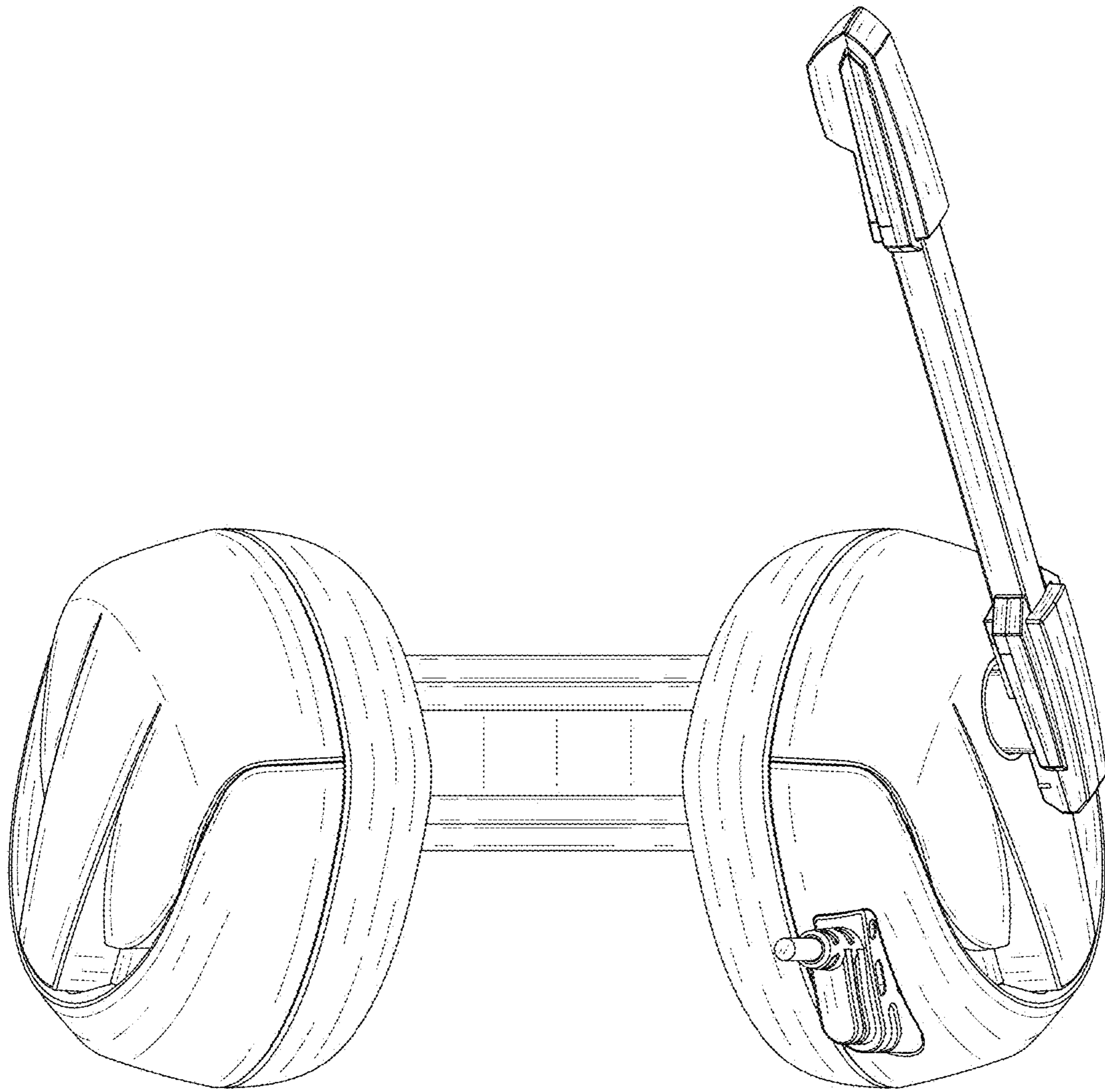


FIG.6

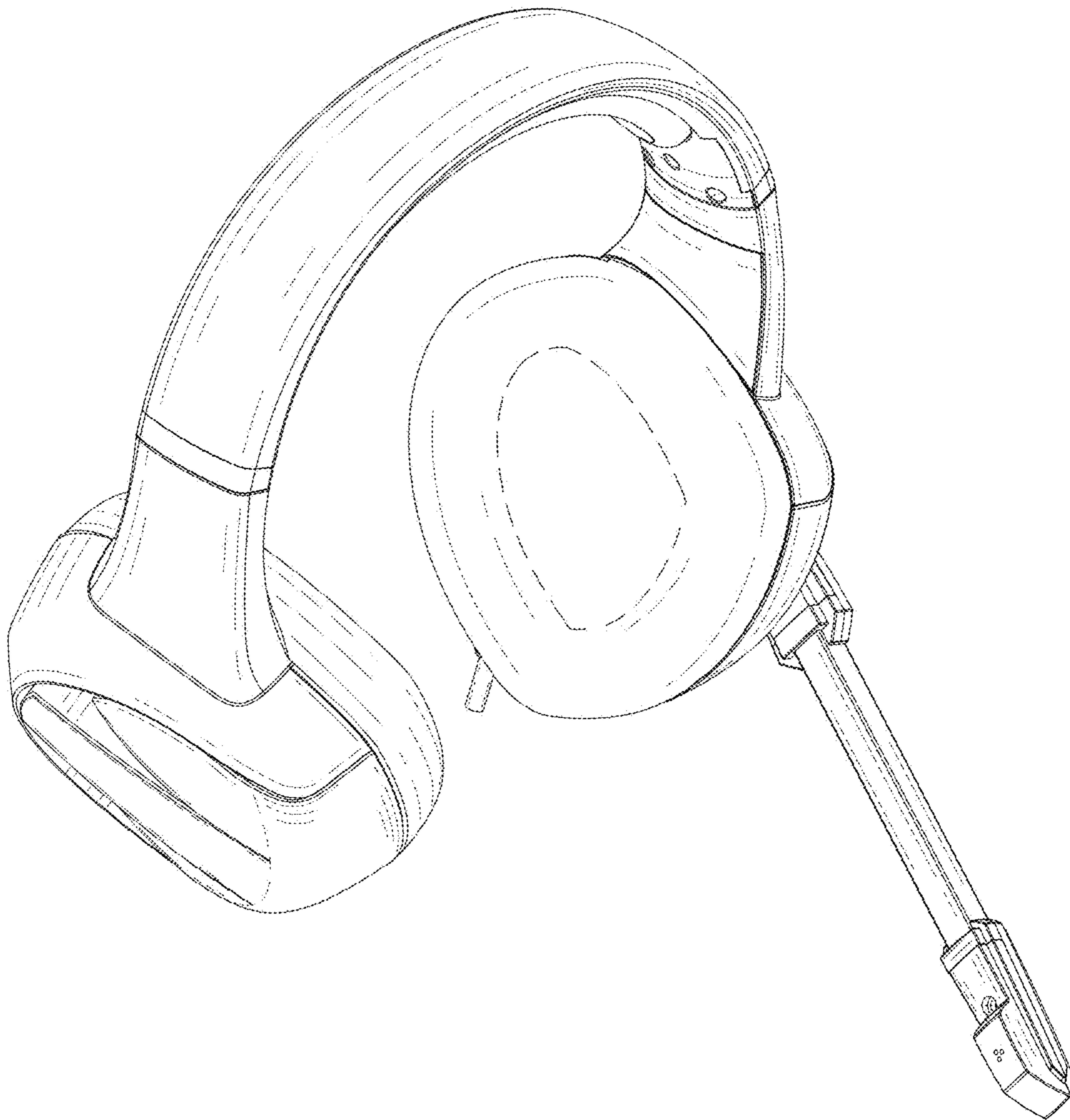


FIG.7