



US00D948459S

(12) **United States Design Patent** (10) **Patent No.:** **US D948,459 S**  
**Azzola et al.** (45) **Date of Patent:** **\*\* Apr. 12, 2022**

(54) **CIRCUIT BREAKER**

- (71) Applicant: **ABB S.P.A.**, Milan (IT)
- (72) Inventors: **Lucio Azzola**, Bergamo (IT); **Giovanni Frassinetti**, Bergamo (IT)
- (73) Assignee: **ABB Service S.R.L.**, Milan (IT)
- (\*\*) Term: **15 Years**
- (21) Appl. No.: **29/698,028**
- (22) Filed: **Jul. 12, 2019**

**Related U.S. Application Data**

- (62) Division of application No. 29/622,244, filed on Oct. 16, 2017, now abandoned, which is a division of application No. 29/558,155, filed on Mar. 15, 2016, now Pat. No. Des. 803,166, which is a division of application No. 29/484,272, filed on Mar. 7, 2014, now Pat. No. Des. 755,131, which is a division of application No. 29/416,701, filed on Mar. 26, 2012, now Pat. No. Des. 703,621, which is a division of application No. 29/356,421, filed on Feb. 25, 2010, now Pat. No. Des. 660,805, which is a division of application No. 29/331,873, filed on Feb. 3, 2009, now Pat. No. Des. 611,002, which is a division of application No. 29/241,662, filed on Oct. 31, 2005, now Pat. No. Des. 587,658.
  - (51) **LOC (13) Cl.** ..... **13-03**
  - (52) **U.S. Cl.**  
USPC ..... **D13/160**
  - (58) **Field of Classification Search**  
USPC ..... D13/160, 162, 177  
CPC ..... H01H 3/227; H01H 71/02; H01H 71/04;  
H01H 71/08; H01H 71/082; H01H 71/70;  
H01H 2071/006; H01H 9/0264; H01H  
9/0271; H02B 11/12; H02B 11/127;  
H02B 11/133
- See application file for complete search history.

(56) **References Cited**

U.S. PATENT DOCUMENTS

4,728,757 A	3/1988	Buxton et al.
5,362,933 A	11/1994	Kutsche et al.
D378,914 S	4/1997	Smith et al.
5,717,178 A	2/1998	Turner et al.
D402,267 S	12/1998	M'Sadoques
5,902,973 A	5/1999	Ramey et al.
6,177,641 B1	1/2001	Morel et al.
6,388,867 B1	5/2002	Rakus et al.
6,445,559 B1	12/2002	Kurata

(Continued)

FOREIGN PATENT DOCUMENTS

WO	DM/055273	4/2001
----	-----------	--------

OTHER PUBLICATIONS

ABB SACE L.V., SACE Emax. A system that's open to any solution, 604060/011 en, Jul. 1999.

(Continued)

*Primary Examiner* — Selina Sikder

(74) *Attorney, Agent, or Firm* — Armstrong Teasdale LLP

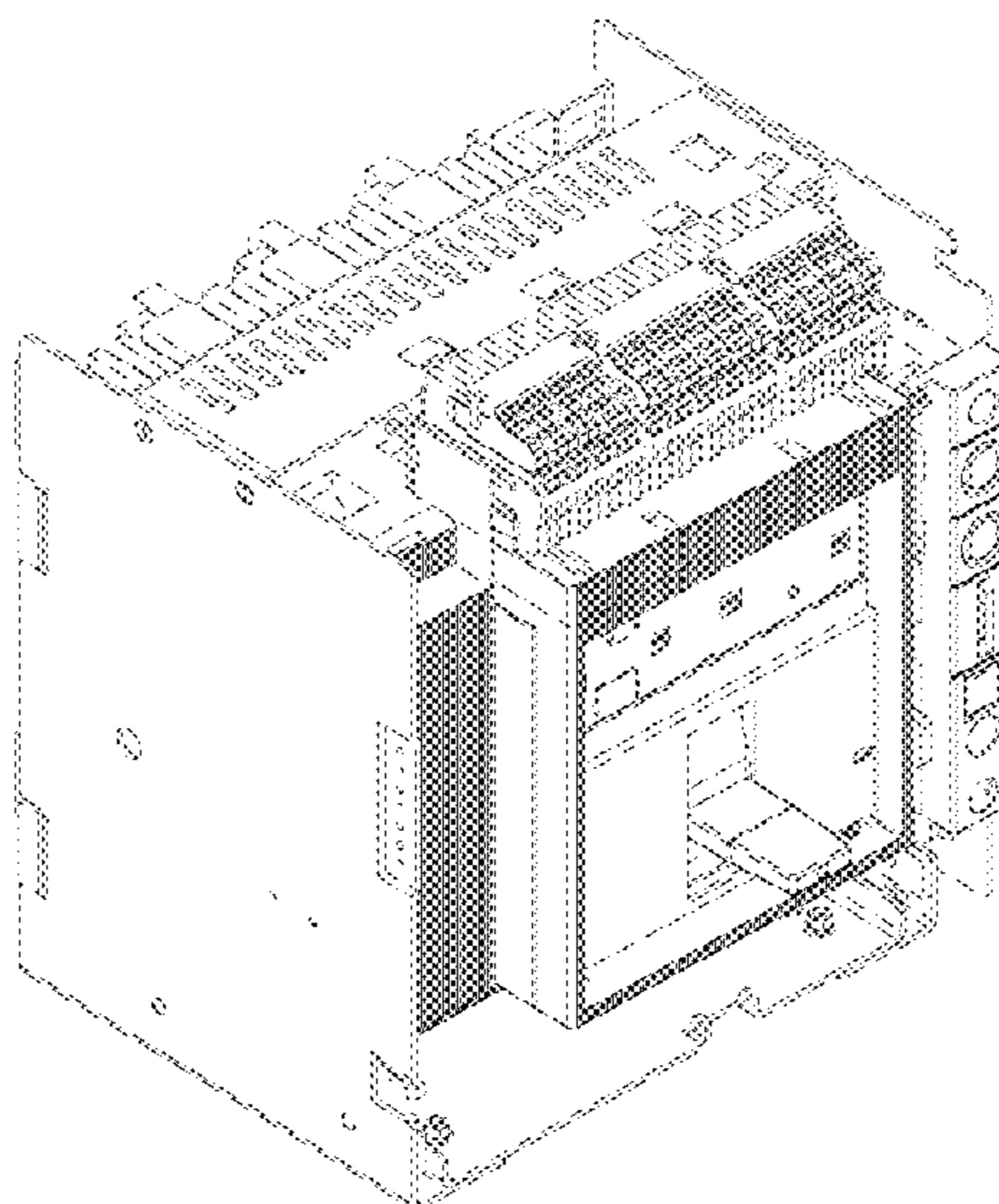
(57) **CLAIM**

The ornamental design for a “circuit breaker”, as shown and described.

**DESCRIPTION**

FIG. 1 is a perspective view of a circuit breaker;  
 FIG. 2 is a front view of a circuit breaker;  
 FIG. 3 is a right view of a circuit breaker;  
 FIG. 4 is a left view of a circuit breaker;  
 FIG. 5 is a bottom view of a circuit breaker;  
 FIG. 6 is a top view of a circuit breaker; and,  
 FIG. 7 is a rear view of a circuit breaker.  
 Broken lines in the drawings form no part of the design to be patented.

**1 Claim, 7 Drawing Sheets**



(56)

References Cited

U.S. PATENT DOCUMENTS

7,064,283 B2 6/2006 Deylitz et al.  
 D535,626 S 1/2007 Azzola et al.  
 D547,729 S 7/2007 Azzola et al.  
 D547,730 S 7/2007 Azzola et al.  
 D551,629 S 9/2007 Azzola et al.  
 D562,777 S 2/2008 Azzola et al.  
 D576,111 S 9/2008 Azzola et al.  
 D585,839 S 2/2009 Azzola et al.  
 D587,658 S 3/2009 Azzola et al.  
 D589,002 S 3/2009 Magoni  
 D593,040 S 5/2009 Frassinetti  
 D593,503 S 6/2009 Azzola et al.  
 D599,301 S 9/2009 Azzola et al.  
 7,586,058 B2\* 9/2009 Kozar ..... H01H 9/342  
 218/157  
 D606,026 S 12/2009 Azzola et al.  
 D610,552 S 2/2010 Azzola et al.  
 D611,002 S 3/2010 Azzola et al.  
 D633,446 S 3/2011 Besana et al.  
 7,952,042 B2 5/2011 Coomer et al.  
 D639,252 S 6/2011 Azzola et al.  
 D641,711 S 7/2011 Azzola et al.  
 D659,105 S 5/2012 Azzola et al.  
 D660,805 S 5/2012 Azzola et al.  
 D703,621 S\* 4/2014 Azzola ..... D13/160  
 D704,149 S 5/2014 Azzola et al.  
 8,928,186 B2\* 1/2015 Manzoli ..... H01H 71/04  
 307/115  
 D752,524 S 3/2016 Azzola et al.  
 D755,131 S 5/2016 Azzola et al.  
 9,396,889 B1\* 7/2016 Chen ..... H01R 33/94  
 D804,430 S\* 12/2017 Besana ..... D13/160  
 D858,460 S\* 9/2019 Azzola ..... D13/160  
 10,511,159 B2\* 12/2019 Locatelli ..... G06F 3/04847  
 D883,940 S\* 5/2020 Azzola ..... D13/160

D884,656 S\* 5/2020 Personeni ..... D13/160  
 D884,657 S\* 5/2020 Personeni ..... D13/160  
 D884,658 S\* 5/2020 Personeni ..... D13/160  
 2001/0025773 A1 10/2001 Rane et al.  
 2004/0045796 A1 3/2004 Azzola et al.  
 2006/0118397 A1 6/2006 Dahl et al.  
 2008/0273293 A1\* 11/2008 Kozar ..... H02B 11/133  
 361/609  
 2009/0014292 A1 1/2009 Lyu  
 2009/0015357 A1\* 1/2009 Ahn ..... H01H 71/04  
 335/17  
 2009/0257173 A1\* 10/2009 Rane ..... H01H 71/08  
 361/636  
 2010/0296621 A1 11/2010 Broli et al.  
 2011/0186408 A1\* 8/2011 Manzoli ..... H01H 71/04  
 200/237  
 2013/0001953 A1 1/2013 Brignoli et al.  
 2014/0029153 A1\* 1/2014 Besana ..... H01H 71/123  
 361/115  
 2014/0151207 A1\* 6/2014 Rodgers ..... H01H 3/06  
 200/335  
 2014/0374223 A1 12/2014 Wan  
 2016/0217950 A1\* 7/2016 Bresciani ..... H01H 33/10  
 2017/0229261 A1\* 8/2017 Rota Martir ..... H01H 73/045  
 2018/0190462 A1\* 7/2018 Oh ..... H01H 71/12  
 2019/0164713 A1\* 5/2019 Devine ..... H01H 71/04  
 2019/0334326 A1\* 10/2019 Zhou ..... H02B 11/10  
 2020/0090888 A1\* 3/2020 Malingowski ..... H01H 21/04  
 2020/0211793 A1\* 7/2020 Rakus ..... H01H 71/0264  
 2021/0098219 A1\* 4/2021 Adami ..... H01H 71/1009

OTHER PUBLICATIONS

Terasaki Electric, Revolution in circuit breaker technology, 35 pp  
 (date unknown).

\* cited by examiner



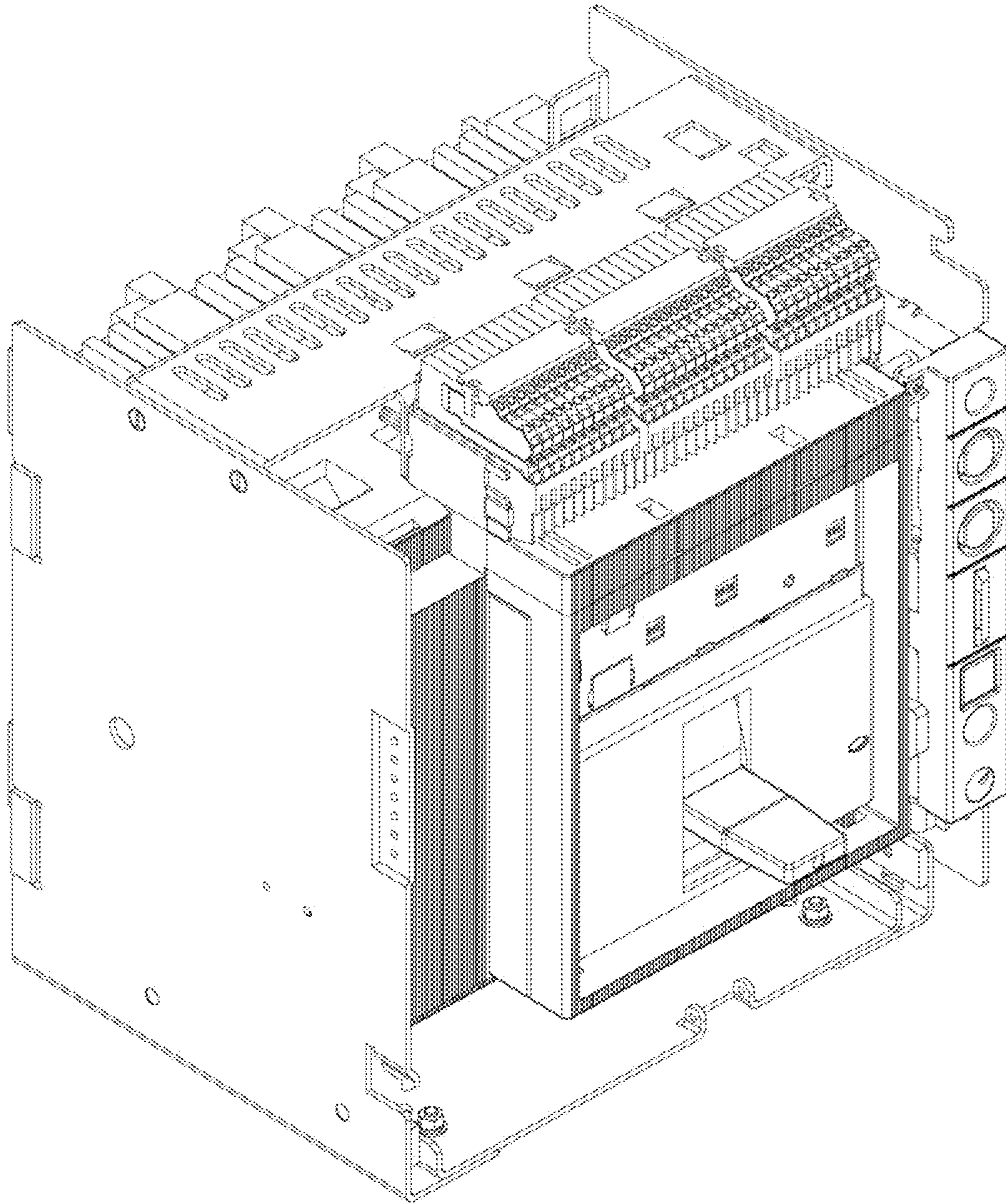


FIG. 1

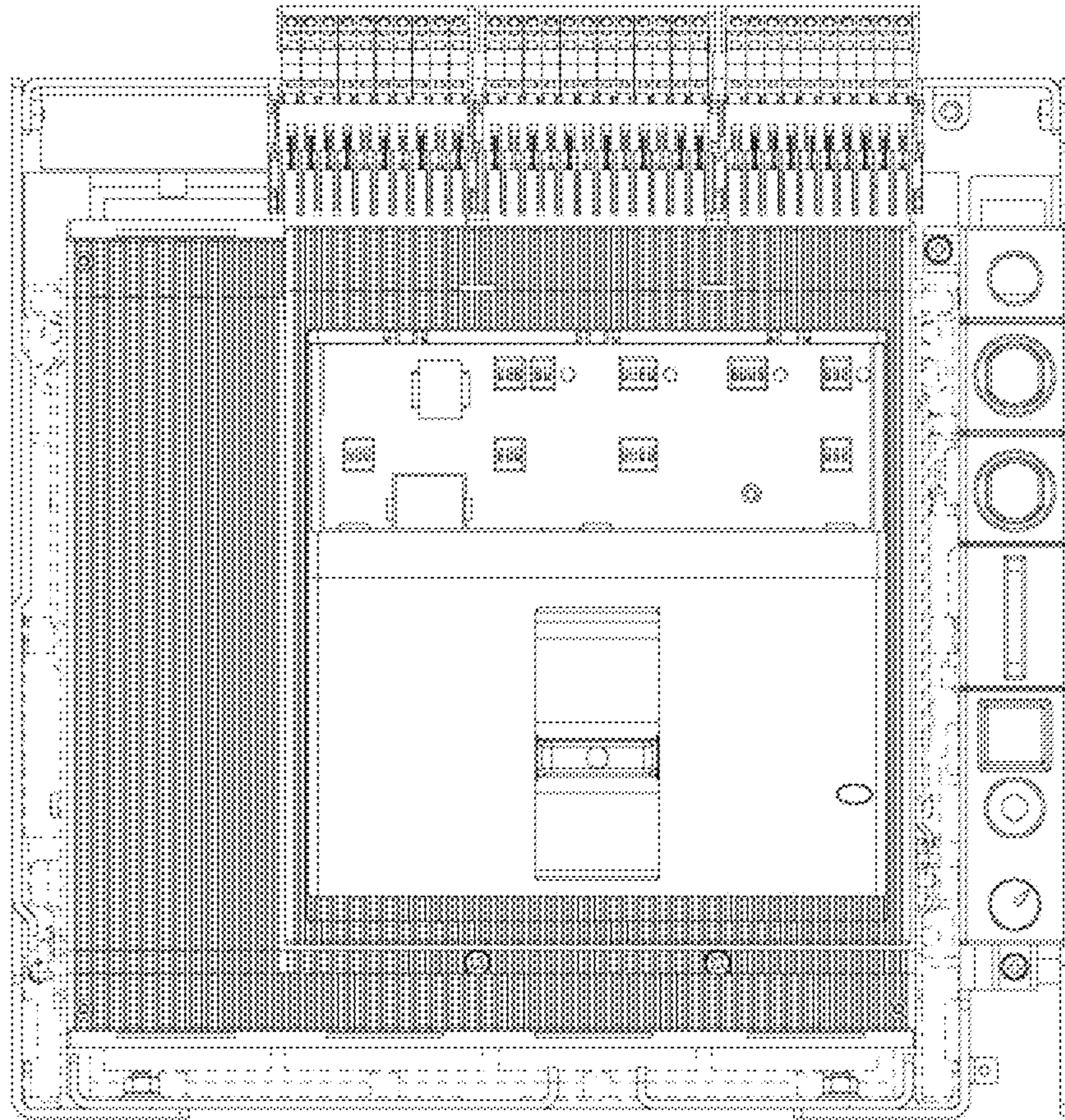


FIG. 2



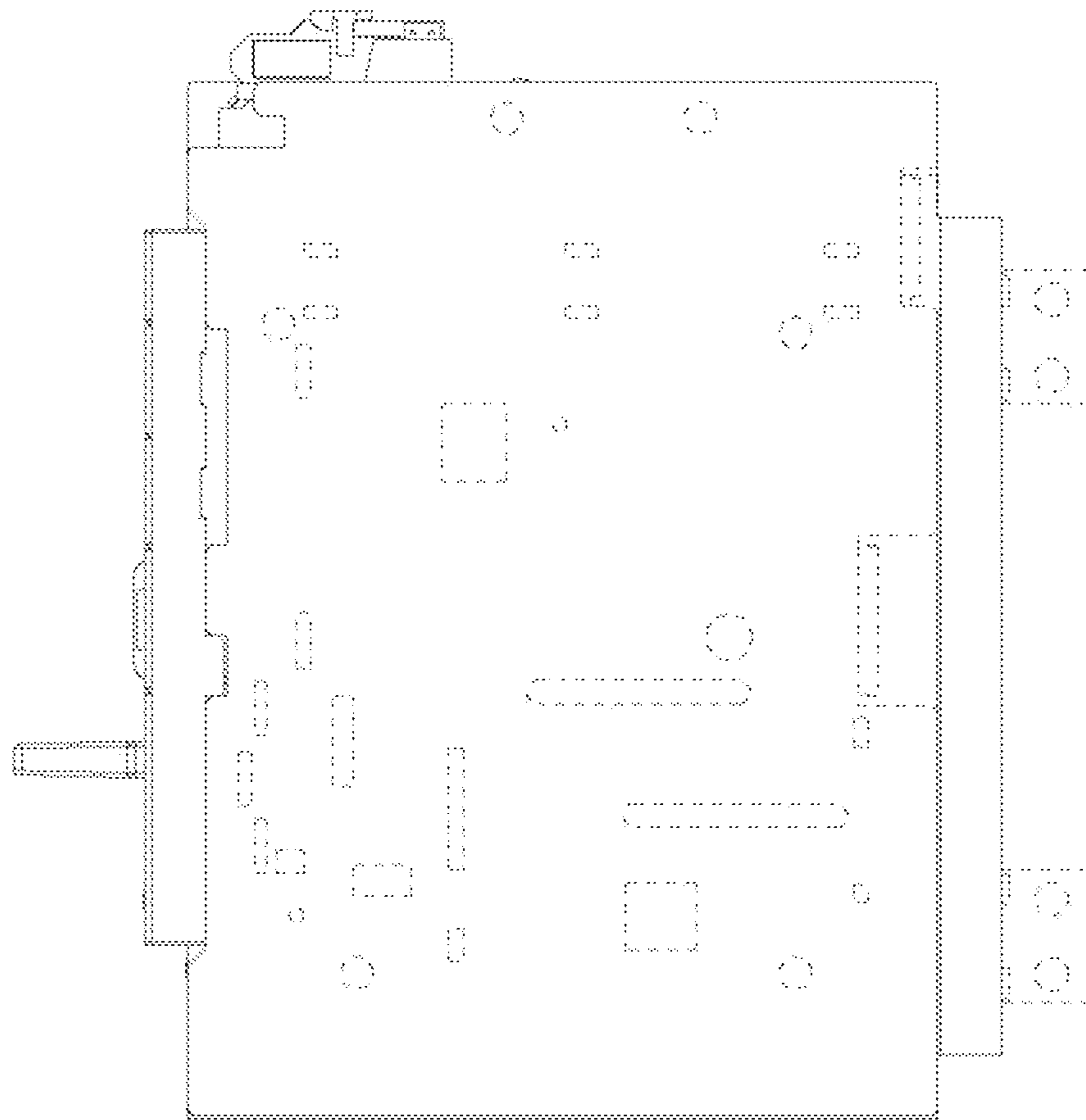


FIG. 3

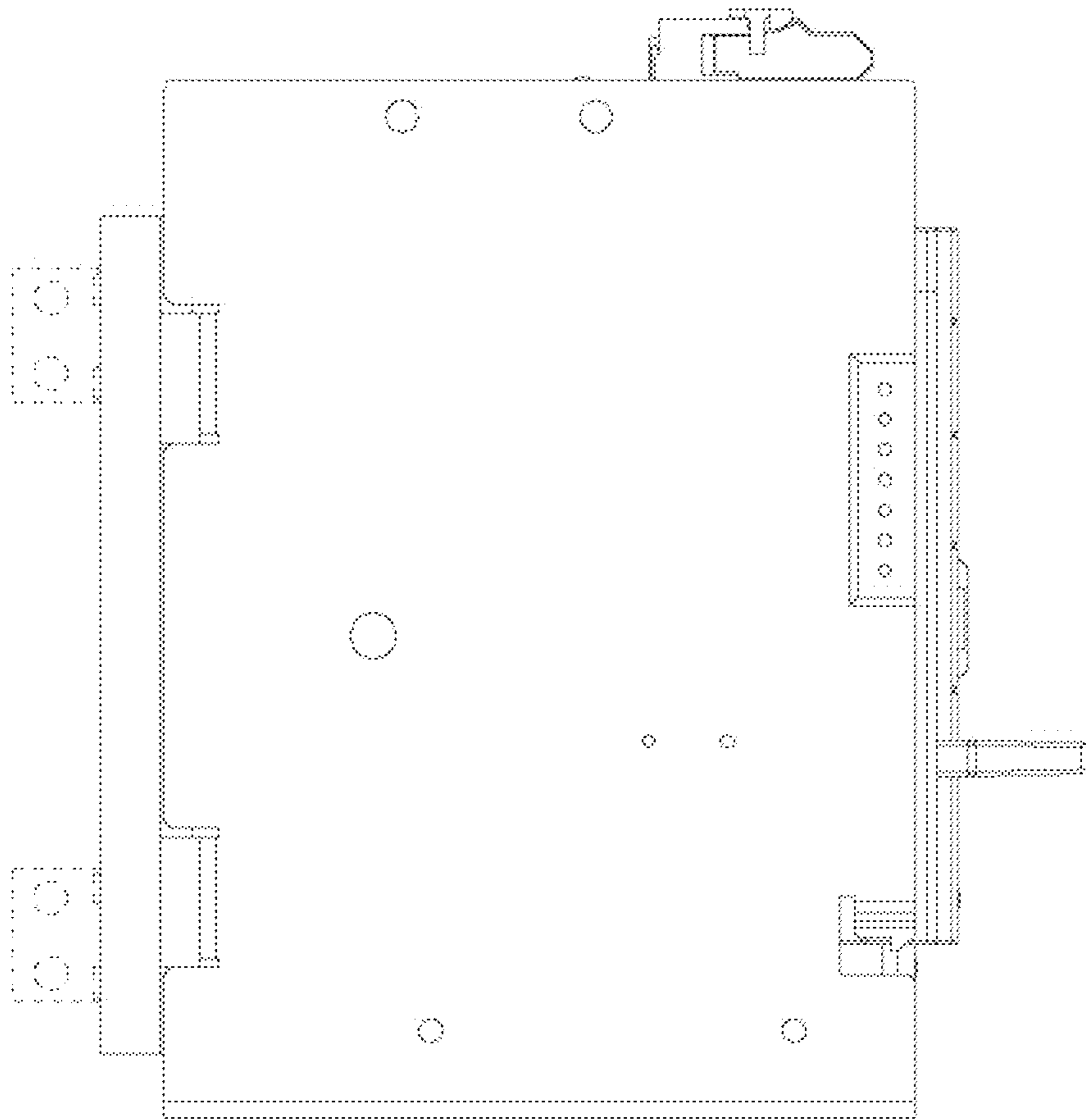


FIG. 4

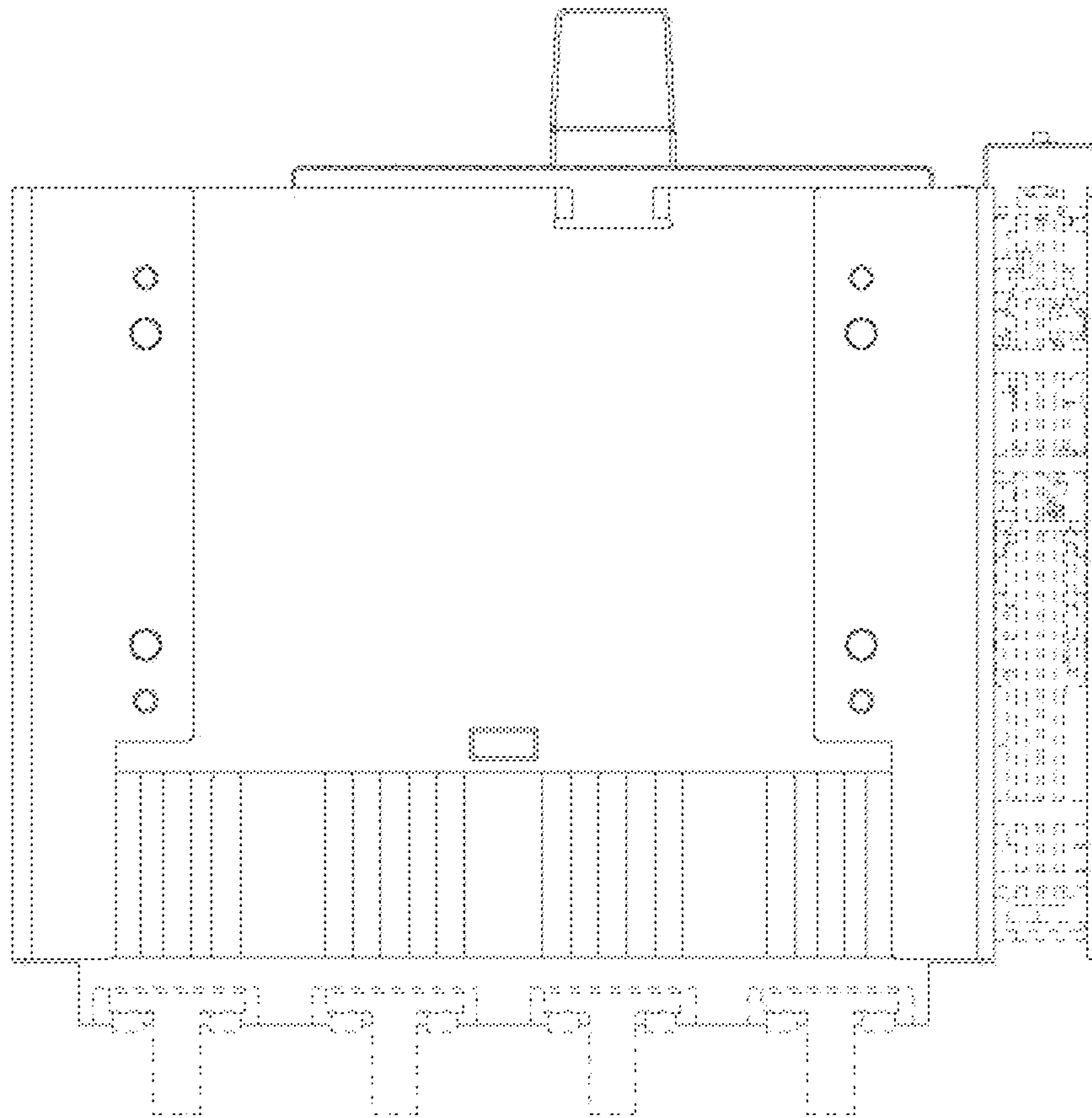


FIG. 5

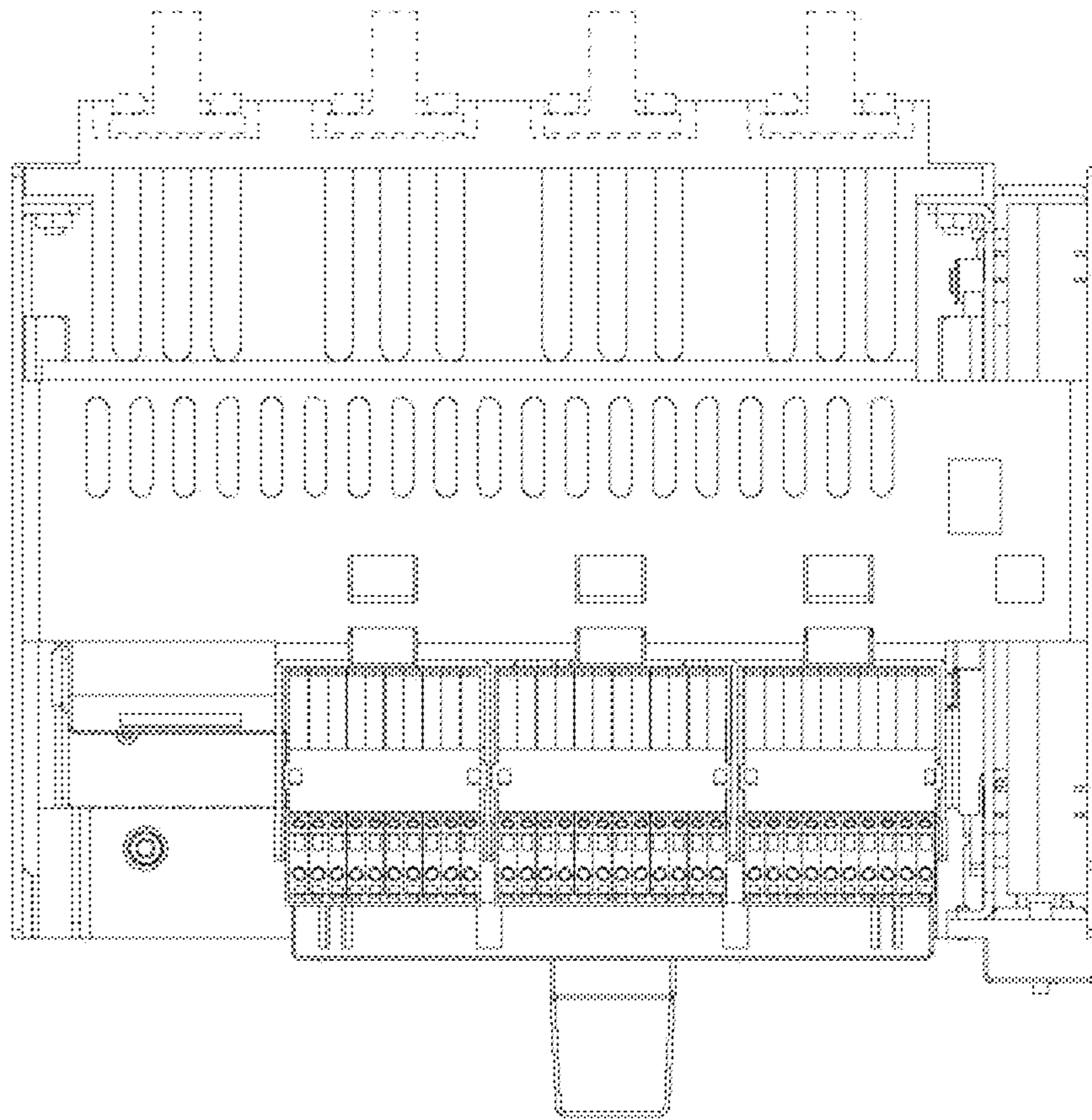


FIG. 6



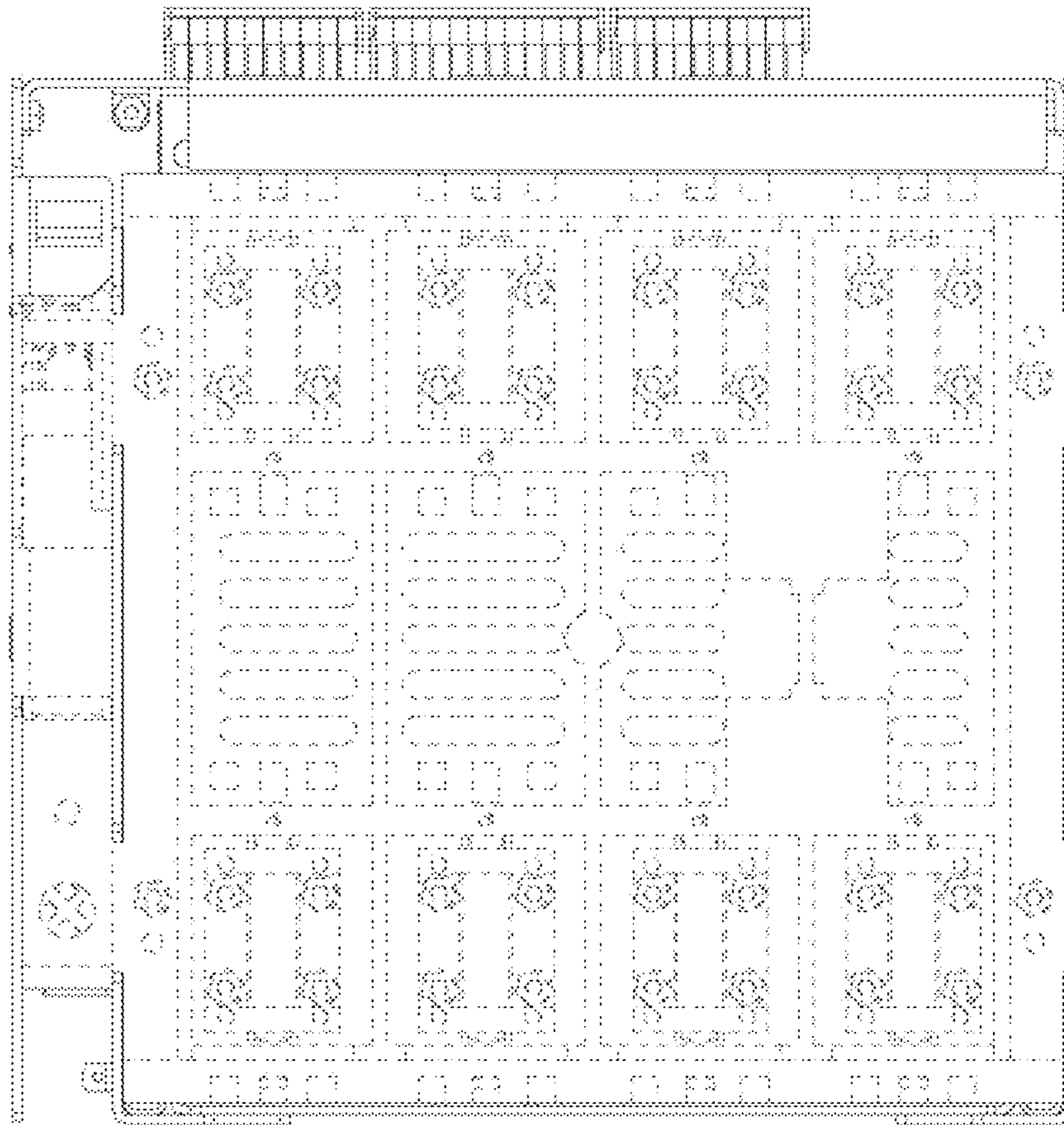


FIG. 7