



US00D948418S

(12) **United States Design Patent**
Guilford et al.

(10) **Patent No.:** **US D948,418 S**

(45) **Date of Patent:** **** Apr. 12, 2022**

(54) **TIRE**

(71) Applicant: **The Goodyear Tire & Rubber Company, Akron, OH (US)**

(72) Inventors: **John Stephen Guilford, Spencer, OH (US); Derek John Becker, Munroe Falls, OH (US)**

(73) Assignee: **The Goodyear Tire & Rubber Company, Akron, OH (US)**

(**) Term: **15 Years**

(21) Appl. No.: **29/736,137**

(22) Filed: **May 28, 2020**

(51) **LOC (13) Cl.** **12-15**

(52) **U.S. Cl.**
USPC **D12/597**

(58) **Field of Classification Search**
USPC D12/568-605, 900
CPC Y10T 152/10027; B60C 1/0016; B60C 11/0306; B60C 11/0302; B60C 3/06; B60C 9/17

See application file for complete search history.

(56) **References Cited**

U.S. PATENT DOCUMENTS

D380,425 S	7/1997	Brown et al.	
D380,715 S	7/1997	Harris et al.	
D383,716 S	9/1997	Brown et al.	
D392,605 S	3/1998	Le et al.	
D405,736 S	2/1999	Brightwell et al.	
D418,459 S *	1/2000	Graas	D12/603
D420,949 S *	2/2000	Poling	D12/596
D421,732 S *	3/2000	Fierro	D12/596
D425,457 S	5/2000	Gillard et al.	
D427,552 S	7/2000	Young	
D430,831 S	9/2000	Edwards	
D442,897 S	5/2001	Cazin-Bourguignon et al.	
D444,109 S	6/2001	De Coninck	

D444,430 S	7/2001	Welbes
D446,482 S	8/2001	Fantanzo
D457,128 S	5/2002	Robert et al.
D473,843 S	4/2003	Le et al.

(Continued)

Primary Examiner — John A Voytek

(74) *Attorney, Agent, or Firm* — Robert N. Lipsik

(57) **CLAIM**

The ornamental design for a tire, as shown and described.

DESCRIPTION

FIG. 1 is a perspective view of a tire showing our new design, it being understood that the pattern repeats uniformly throughout the circumference of the tread;

FIG. 2 is a front elevational view thereof;

FIG. 3 is a right side elevational view thereof; the left side elevational view being identical thereto;

FIG. 4 is an enlarged fragmentary front elevational view thereof taken along Line 4-4 of FIG. 2;

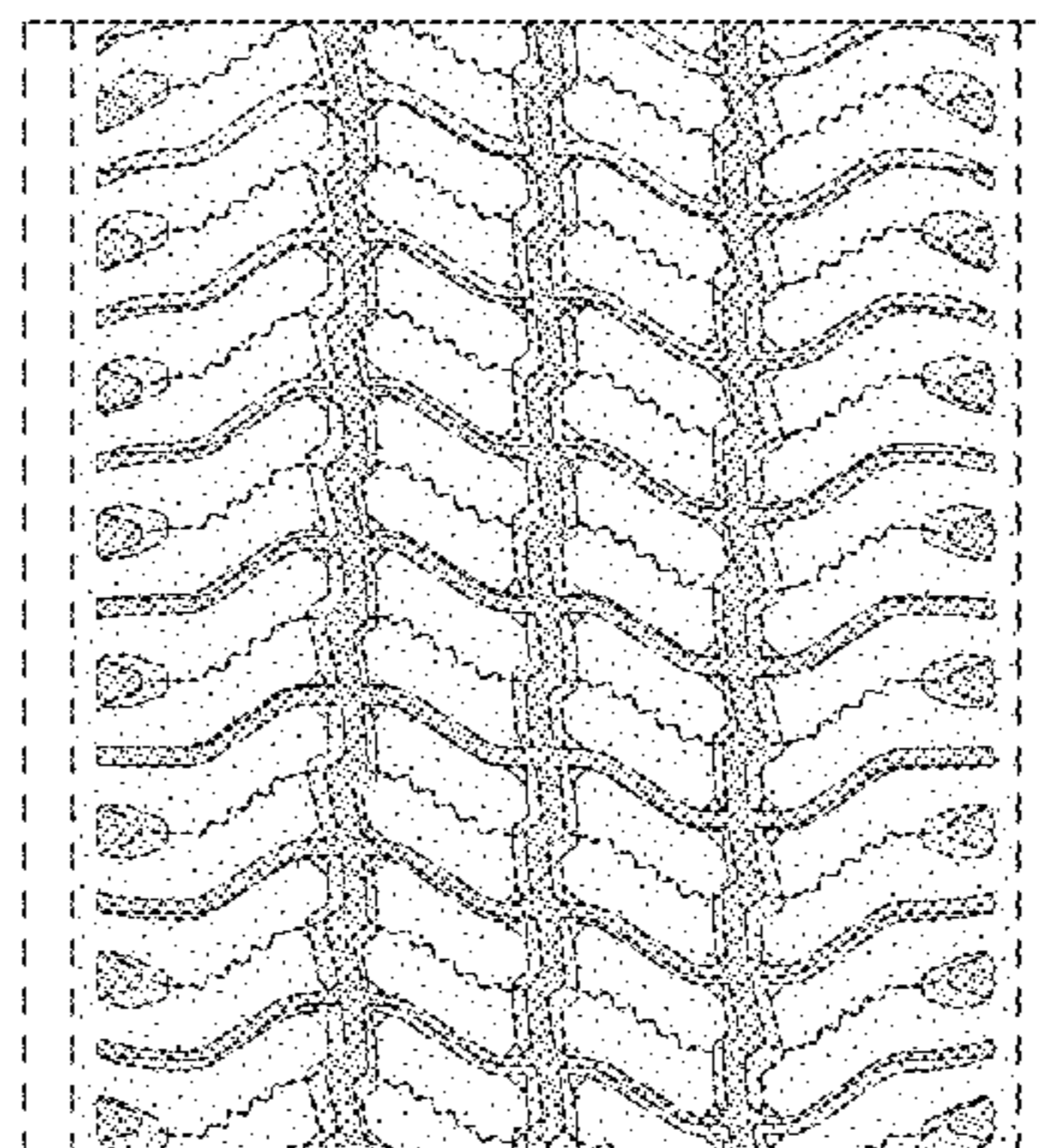
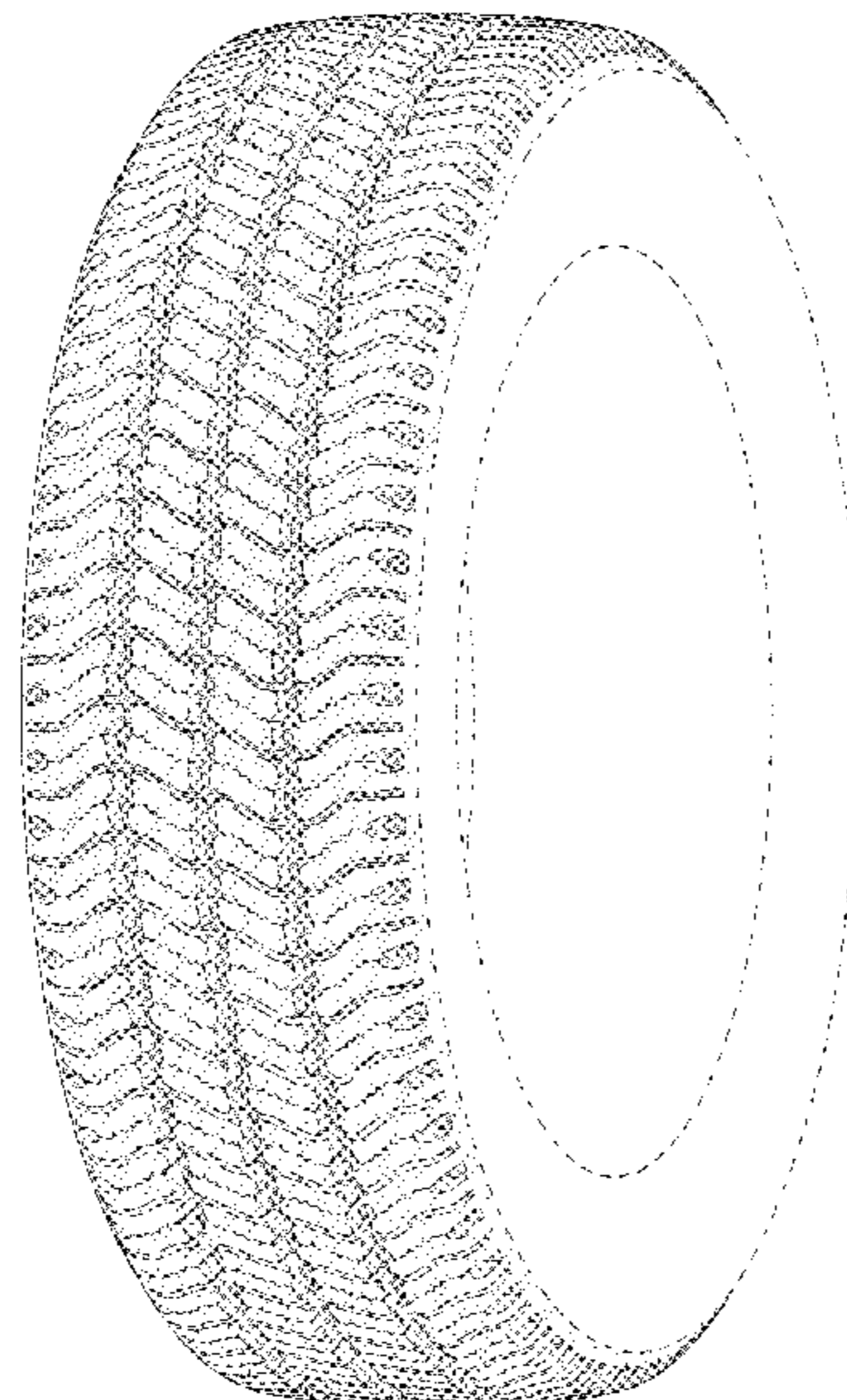
FIG. 5 is a perspective view of a second embodiment of a tire showing our new design, it being understood that the interior of the tire forms no part of the claim, that the pattern repeats uniformly throughout the circumference of the tread and that the opposite side view is identical thereto; and,

FIG. 6 is a front elevational view of a second embodiment, it being understood that an enlarged fragmentary view thereof would be substantially identical to that shown in FIG. 4, with the exception of the inclusion of the sidewall in the claim.

In the drawings, the broken lines immediately adjacent to the outer edges of the tire shoulder represent boundaries of the claim, and the broken lines depict environmental subject matter only and form no part of the claimed design.

The dashed broken lines indicating an enlargement portion of the design form no part of the claimed design.

1 Claim, 6 Drawing Sheets



(56)

References Cited

U.S. PATENT DOCUMENTS

D482,323	S	11/2003	Corbin	
D493,415	S	7/2004	Noailly	
D499,067	S	11/2004	Wage	
D537,033	S	2/2007	Dumigan	
D569,334	S *	5/2008	Maziarka	D12/580
D591,223	S	4/2009	Missik-Gaffney	
D592,590	S	5/2009	Janesh et al.	
D610,071	S *	2/2010	Song	D12/579
D627,713	S	11/2010	Le et al.	
D646,625	S	10/2011	Youn	
D647,033	S	10/2011	Murata et al.	
D648,262	S	11/2011	Hermann et al.	
D665,335	S	8/2012	Baumard et al.	
D667,363	S	9/2012	Kudo	
D674,742	S	1/2013	Krier et al.	
D727,249	S	4/2015	Rolland et al.	
D728,465	S	5/2015	Kuwahara	
D738,815	S	9/2015	Dixon et al.	
D739,815	S	9/2015	Kim	
D761,197	S *	7/2016	Dixon	D12/602
D771,554	S *	11/2016	Garcia	D12/574
D791,686	S	7/2017	Krier et al.	
D823,783	S	7/2018	Garcia et al.	
D837,138	S	1/2019	Reygrobellet et al.	
D853,942	S	7/2019	Haas et al.	
D853,947	S *	7/2019	Pribula	D12/596
D861,584	S *	10/2019	Pribula	D12/596
D863,210	S	10/2019	Dixon et al.	
D867,274	S *	11/2019	Roberts	D12/597
D885,321	S *	5/2020	Spagnolo	D12/597
D886,034	S	6/2020	Pribula et al.	
D886,716	S	6/2020	Pribula et al.	
D886,727	S *	6/2020	Bortolet	D12/603
D900,015	S *	10/2020	Zimmerman	D12/597

* cited by examiner

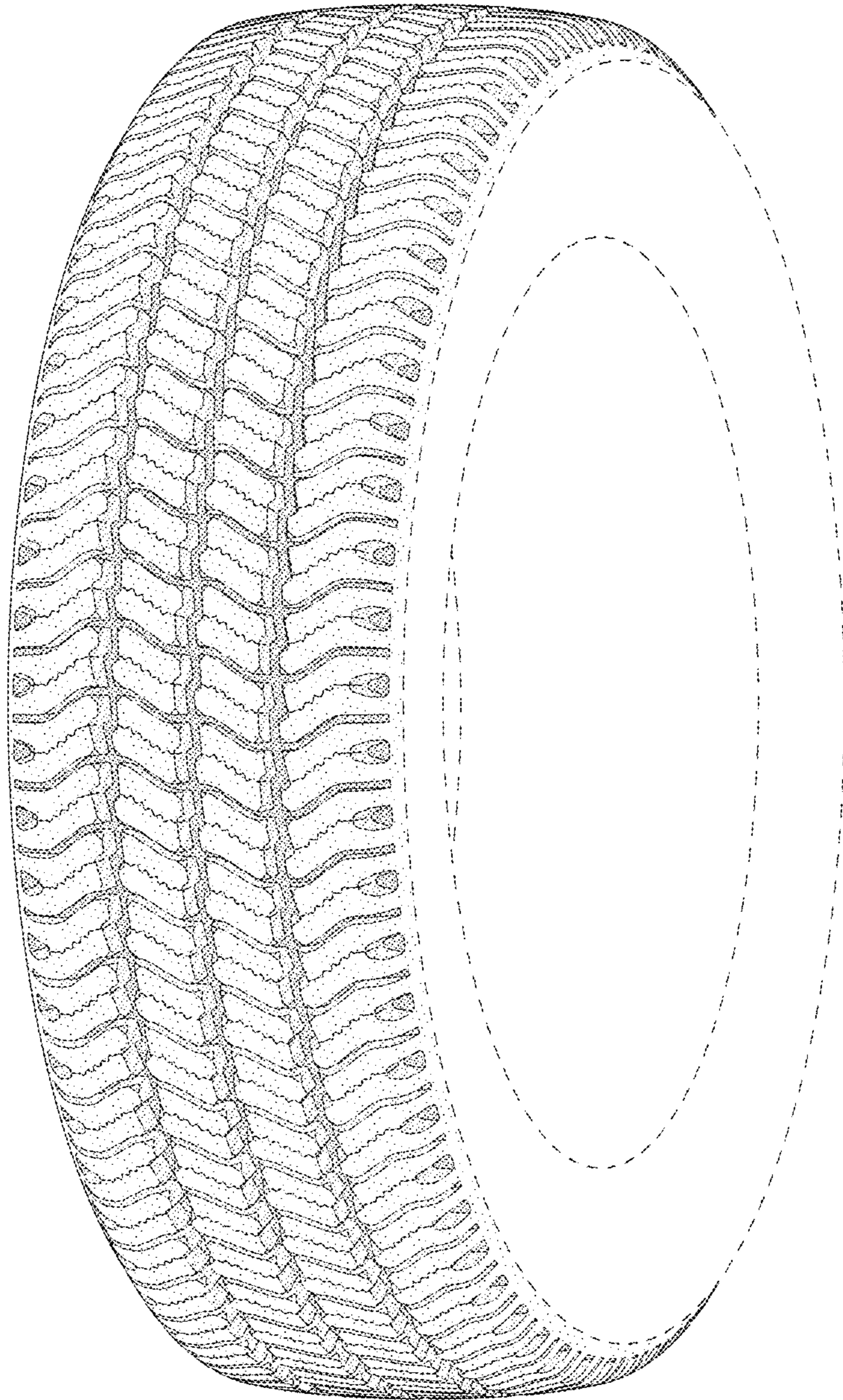


FIG - 1

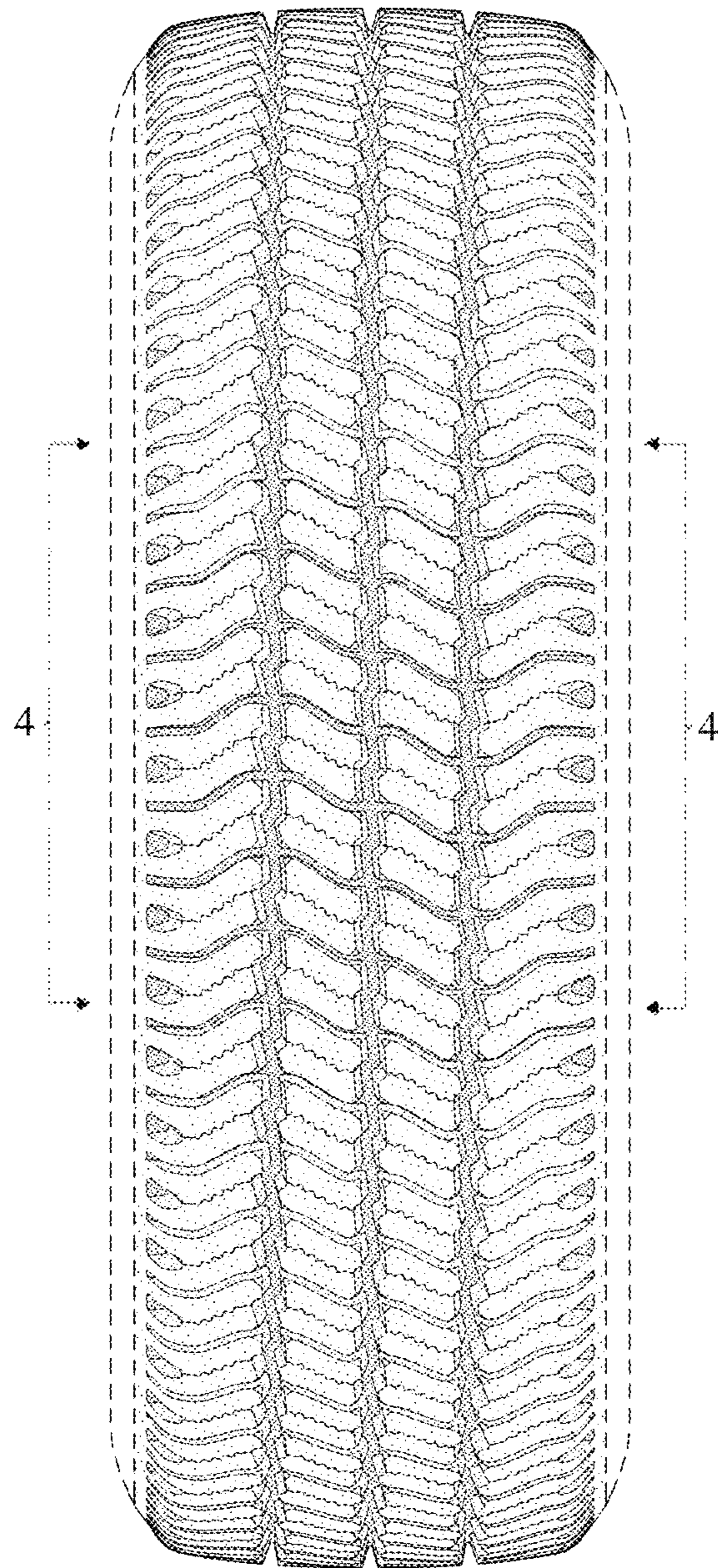


FIG - 2




FIG - 3

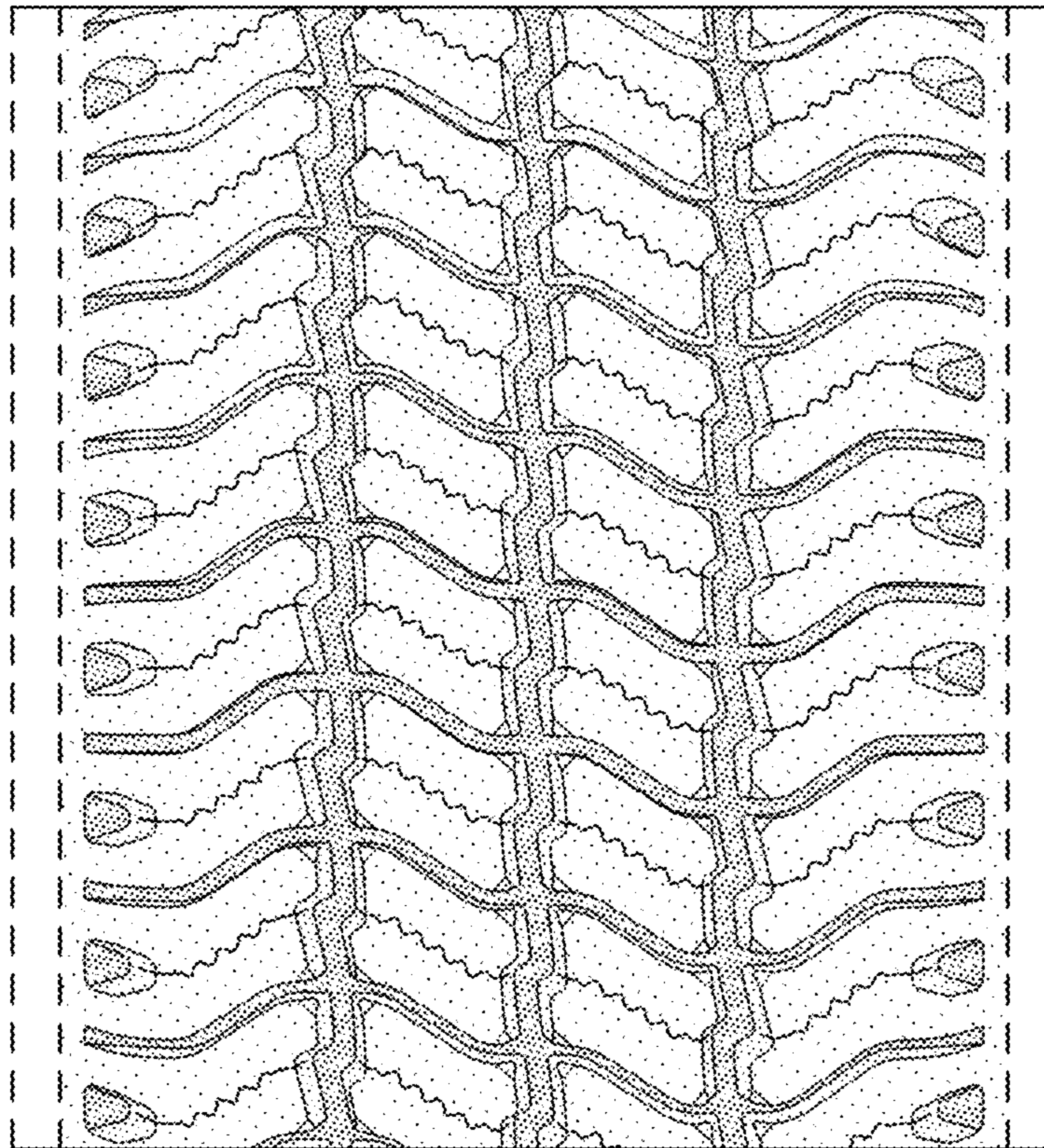


FIG - 4

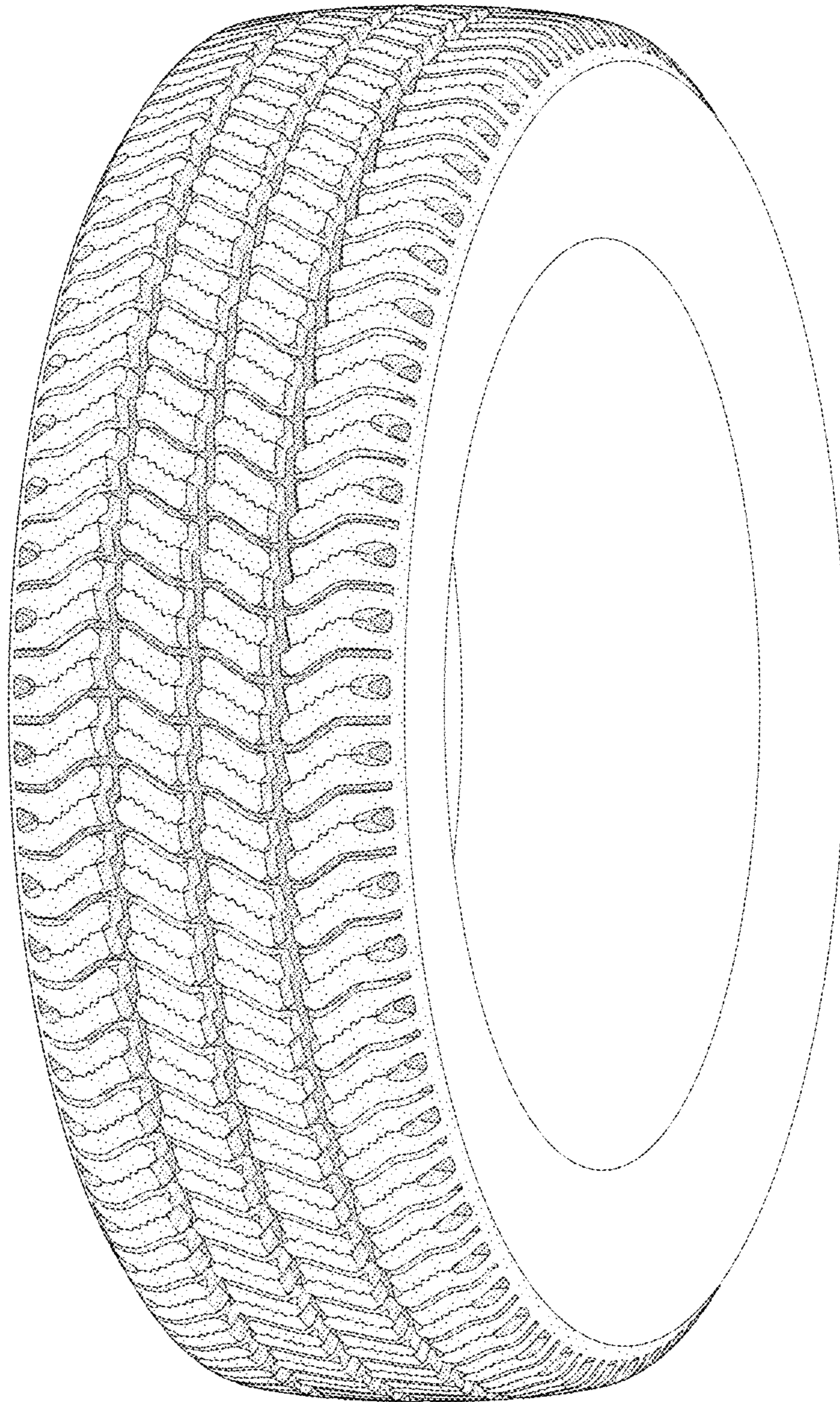


FIG - 5

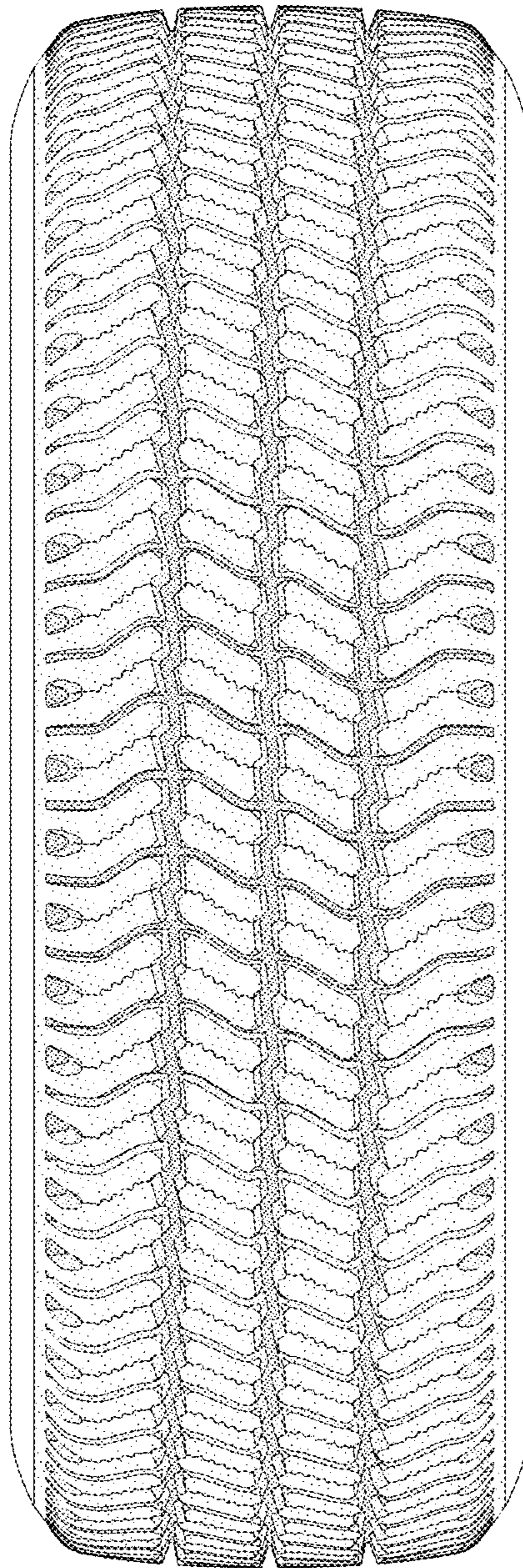


FIG - 6