



US00D948415S

(12) **United States Design Patent** (10) **Patent No.:** **US D948,415 S**
Pautard et al. (45) **Date of Patent:** **** Apr. 12, 2022**

(54) **TIRE**

(71) Applicant: **The Goodyear Tire & Rubber Company, Akron, OH (US)**

(72) Inventors: **Marc Francois Pierre Pautard, Buschdorf (LU); Julien Dominique Gilbert Majerus, Bastogne (BE); Sebastien Willy Fontaine, Vichten (LU); Armand Rene Gabriel Leconte, Insenborn (LU); David Charles Jacques Robert Laurent, Tilff (BE); Karldev Orjela, Luxembourg (LU)**

(73) Assignee: **The Goodyear Tire & Rubber Company, Akron, OH (US)**

(**) Term: **15 Years**

(21) Appl. No.: **29/717,544**

(22) Filed: **Dec. 18, 2019**

(51) **LOC (13) Cl.** **12-15**

(52) **U.S. Cl.**
USPC **D12/521**

(58) **Field of Classification Search**
USPC D12/500-532, 604
CPC Y10T 152/10027; B60C 1/0016; B60C 11/0306; B60C 11/0302; B60C 3/06; B60C 9/17

See application file for complete search history.

(56) **References Cited**

U.S. PATENT DOCUMENTS

D593,931 S * 6/2009 Fontaine D12/521
D599,276 S 9/2009 Fontaine et al.

(Continued)

OTHER PUBLICATIONS

U.S. Appl. No. 29/673,784, filed Dec. 18, 2018, Philipot, et al., Goodyear.

(Continued)

Primary Examiner — John A Voytek

(74) *Attorney, Agent, or Firm* — Robert N. Lipsik

(57) **CLAIM**

The ornamental Design for a tire, as shown and described.

DESCRIPTION

FIG. 1 is a right side perspective view of a tire showing our new design, it being understood that the pattern repeats uniformly throughout the circumference of the tread;

FIG. 2 is a left side perspective view thereof;

FIG. 3 is a front elevational view thereof;

FIG. 4 is a right side elevational view thereof;

FIG. 5 is a left side elevational view thereof;

FIG. 6 is an enlarged fragmentary front elevational view thereof taken along line 6-6 of FIG. 3;

FIG. 7 is a right side perspective view of a second embodiment of a tire showing our new design, it being understood that the interior of the tire forms no part of the claim and that the pattern repeats uniformly throughout the circumference of the tread;

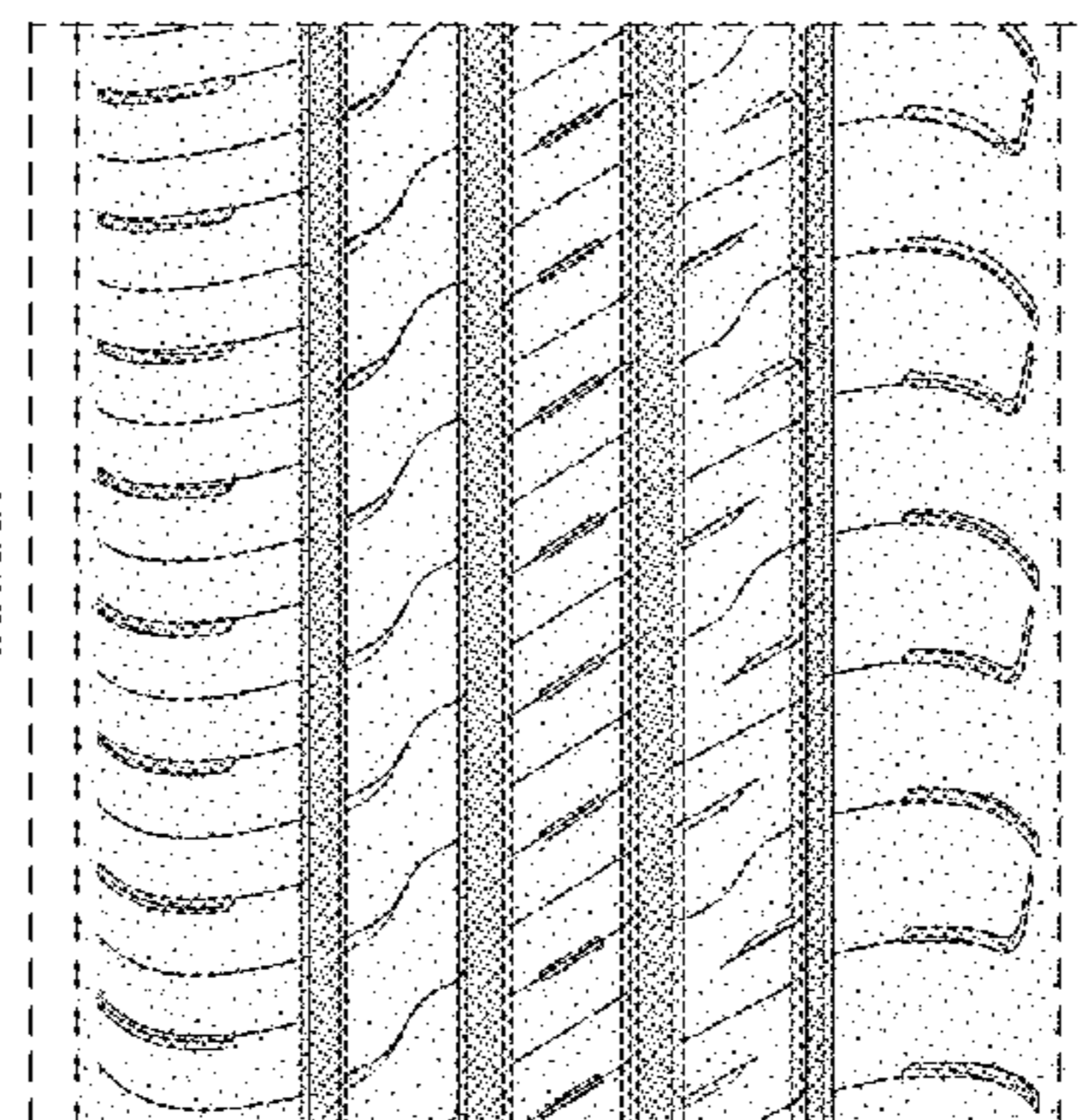
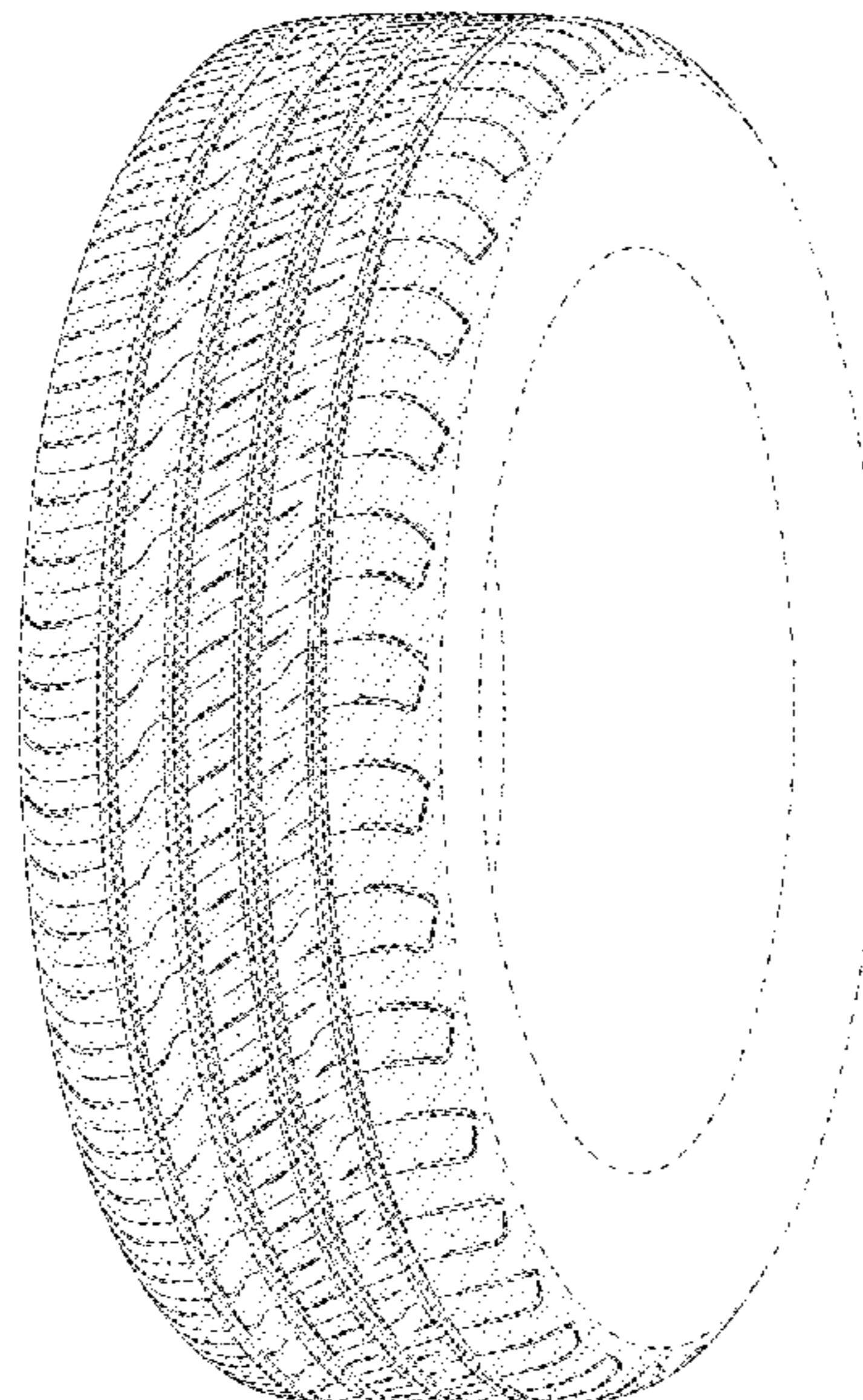
FIG. 8 is a left side perspective view of a second embodiment, it being understood that the interior of the tire forms no part of the claim; and,

FIG. 9 is a front elevational view of a second embodiment, it being understood that an enlarged fragmentary view thereof would be substantially identical to that shown in FIG. 6, with the exception of the inclusion of the sidewall in solid lines.

In the drawings, the broken lines immediately adjacent to the outer edges of the tire shoulder represent boundaries of the claim, and the broken lines depict environmental subject matter only and form no part of the claimed design.

The dashed broken lines indicating an enlargement portion of the design form no part of the claimed design.

1 Claim, 9 Drawing Sheets



(56)

References Cited

U.S. PATENT DOCUMENTS

D601,939 S 10/2009 Fontaine et al.
 D607,809 S 1/2010 Fontaine
 D609,161 S 2/2010 Fontaine
 D609,627 S 2/2010 Frappart et al.
 D612,321 S 3/2010 Bott et al.
 D623,586 S 9/2010 Fontaine
 D634,699 S 3/2011 Fontaine et al.
 D639,722 S 6/2011 Sieber
 D644,593 S 9/2011 Fontaine et al.
 D648,668 S 11/2011 Kujime
 D659,633 S 5/2012 Bindner et al.
 D665,335 S 8/2012 Baumard et al.
 D667,358 S 9/2012 Fontaine
 D679,241 S 4/2013 Fehl
 D692,371 S 10/2013 Fontaine et al.
 D708,116 S 7/2014 Caron et al.
 D713,778 S 9/2014 Muthigi et al.
 D715,214 S 10/2014 Fontaine et al.
 D728,453 S 5/2015 Maxwell et al.
 D730,269 S 5/2015 Maxwell et al.
 D730,809 S * 6/2015 Bonifas D12/523
 D737,751 S 9/2015 Bourel et al.

D743,873 S 11/2015 Majerus et al.
 D744,406 S * 12/2015 Bosch Alsina D12/521
 D756,892 S * 5/2016 Kim D12/521
 D768,054 S 10/2016 Wang et al.
 D787,425 S 5/2017 Kossi et al.
 D789,278 S * 6/2017 Shondel D12/519
 D789,870 S * 6/2017 Dixon D12/521
 D794,539 S 8/2017 Bindner et al.
 D795,164 S 8/2017 Philipot et al.
 D795,791 S * 8/2017 Zhang D12/521
 D804,396 S 12/2017 Philipot et al.
 D805,461 S 12/2017 Majerus et al.
 D806,003 S 12/2017 Pribula
 D823,233 S * 7/2018 Fontaine D12/519
 D845,876 S * 4/2019 Youn D12/523
 D860,919 S * 9/2019 Tanaka D12/521
 D867,265 S 11/2019 Proietti et al.
 D874,388 S * 2/2020 Wang D12/521
 D896,736 S * 9/2020 Tanaka D12/521

OTHER PUBLICATIONS

U.S. Appl. No. 29/679,976, filed Feb. 12, 2019, Moia, et al.,
 Goodyear.

* cited by examiner

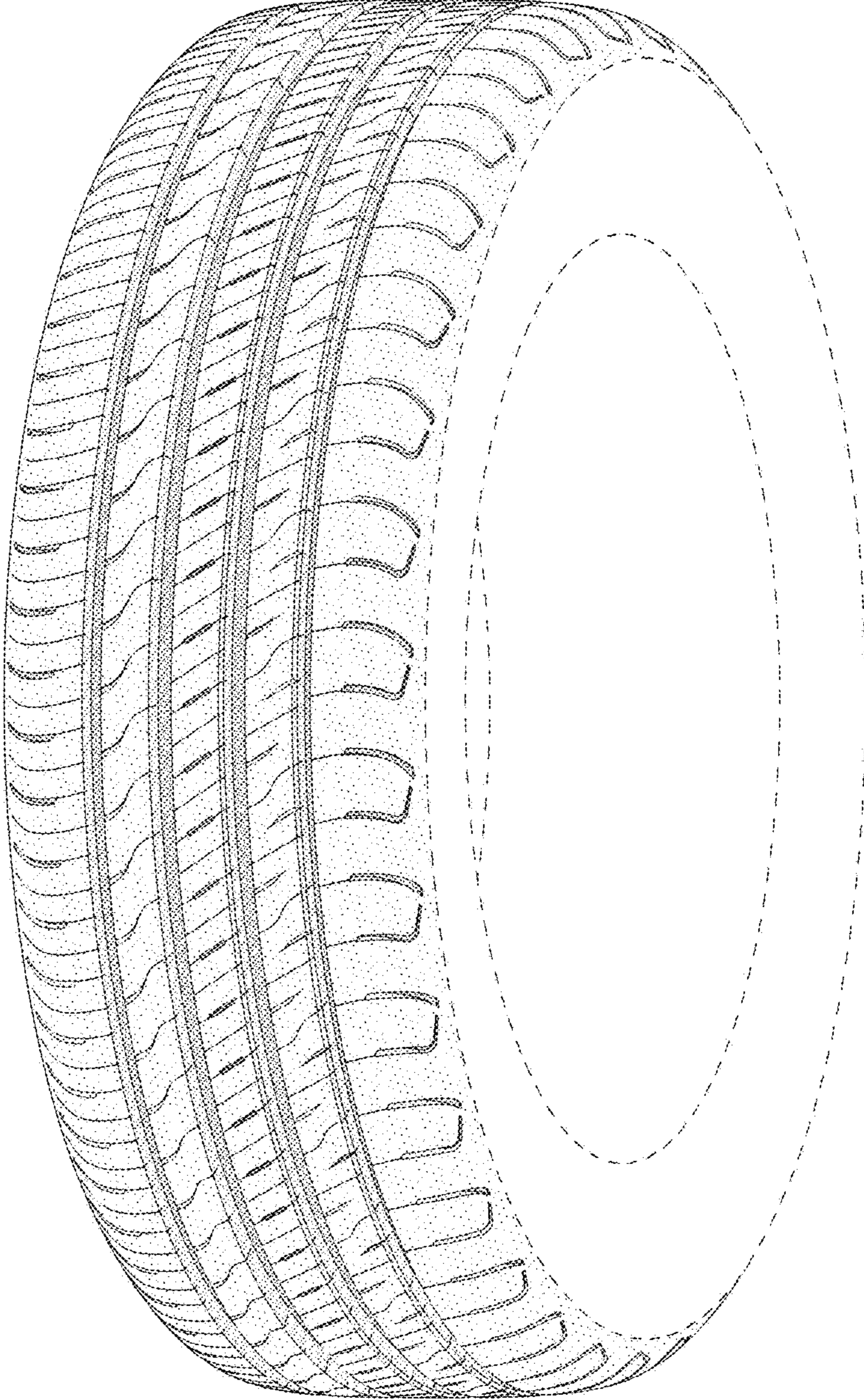


FIG - 1

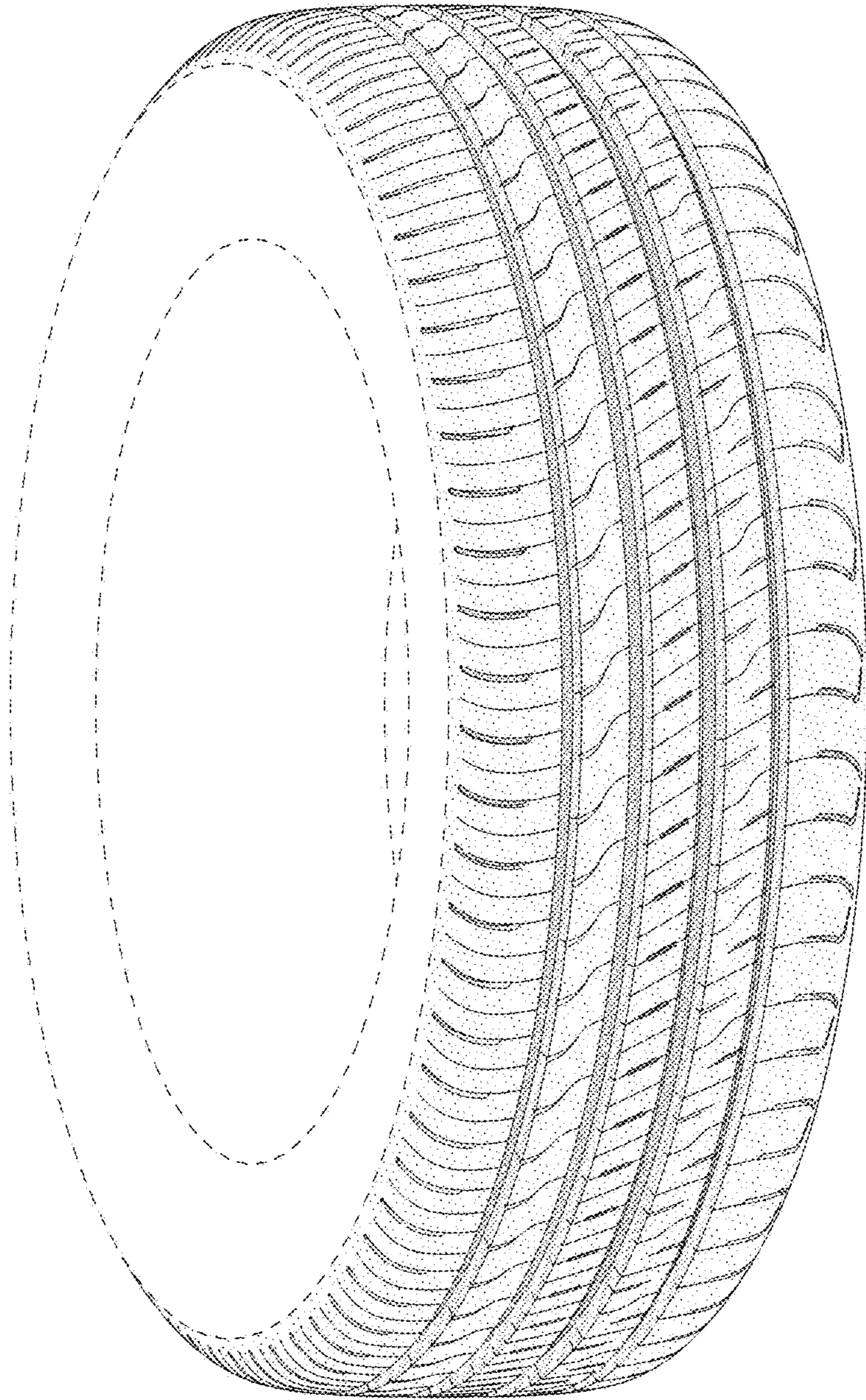


FIG - 2

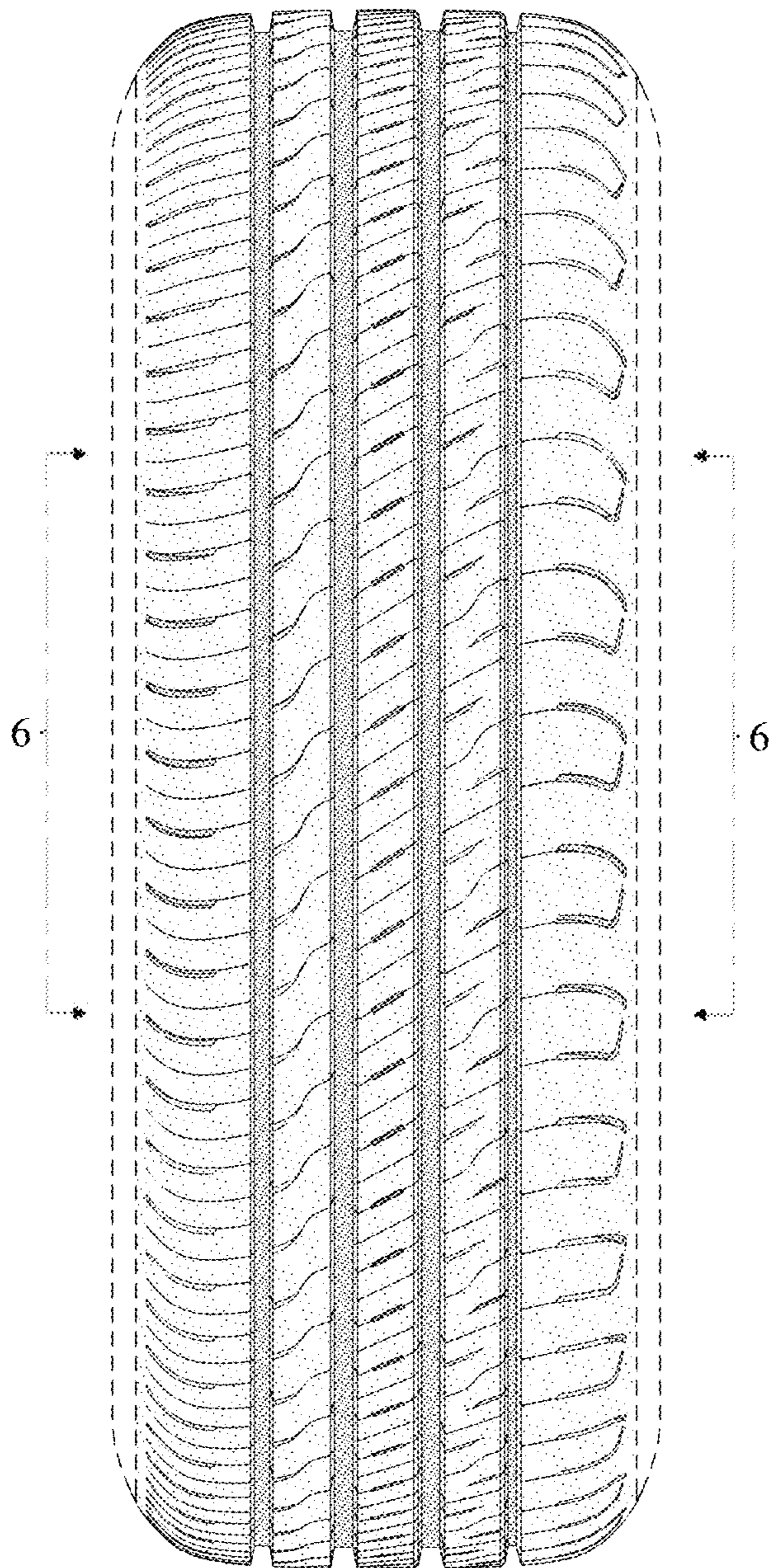


FIG - 3

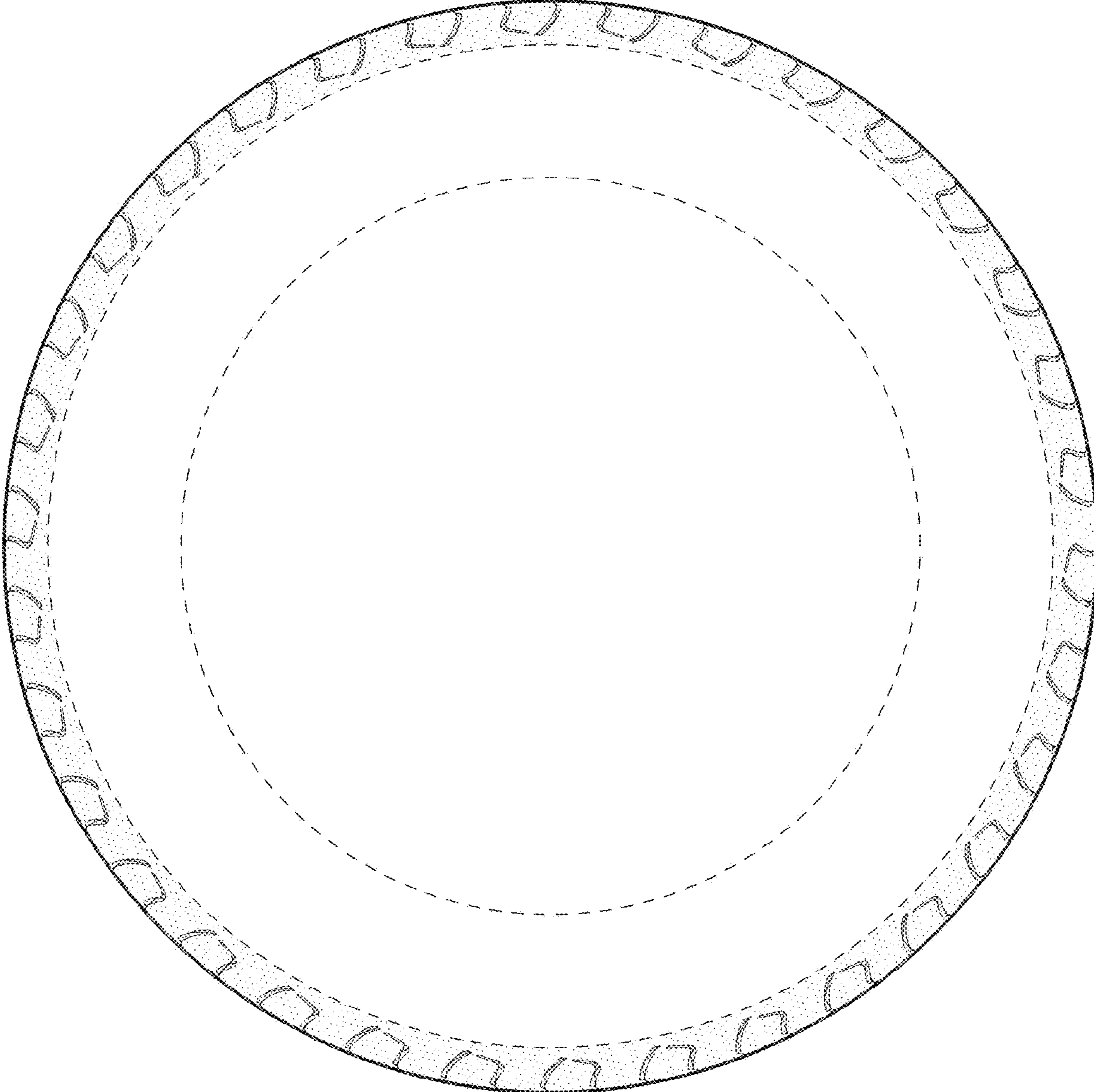


FIG - 4

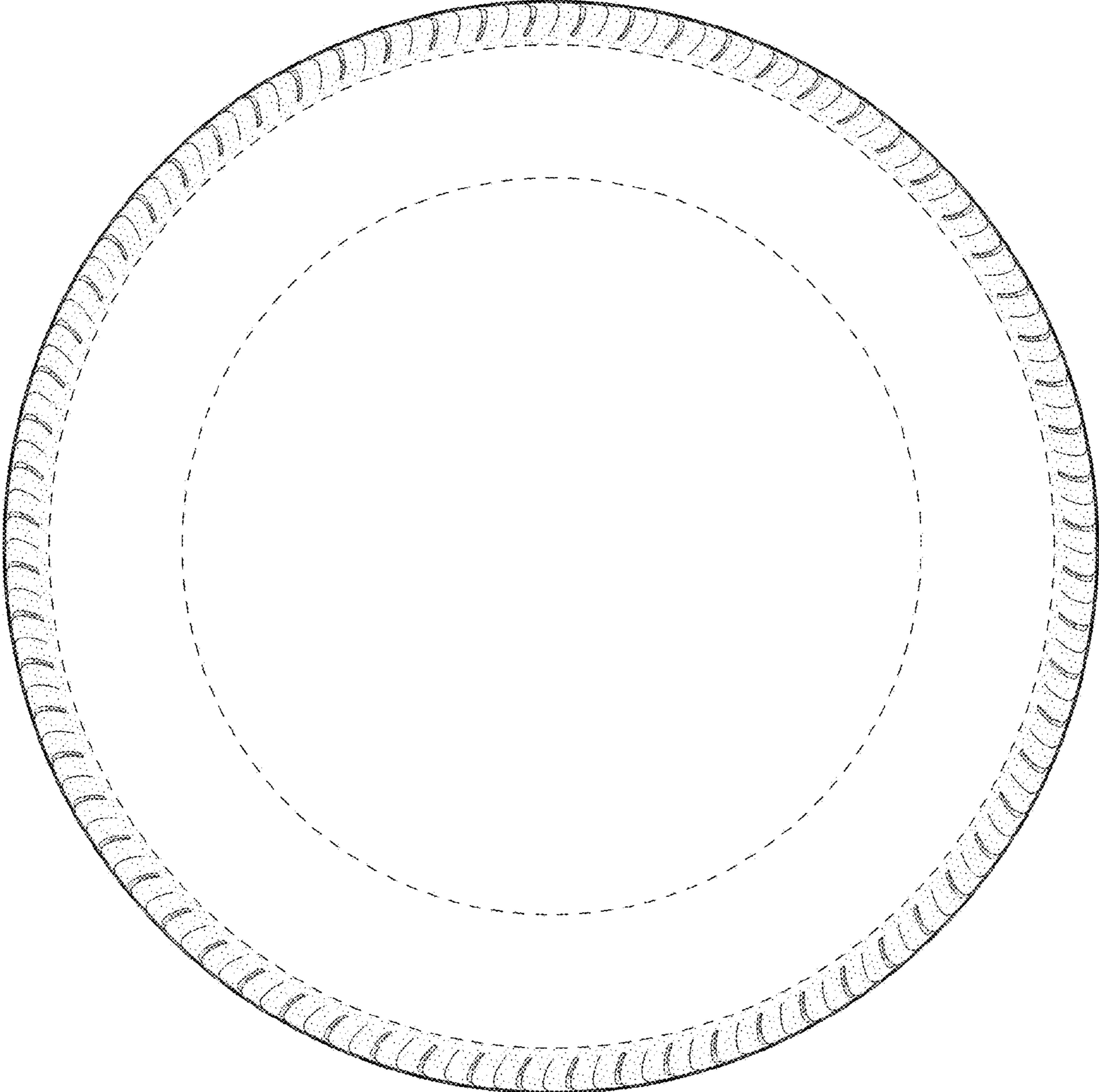


FIG - 5

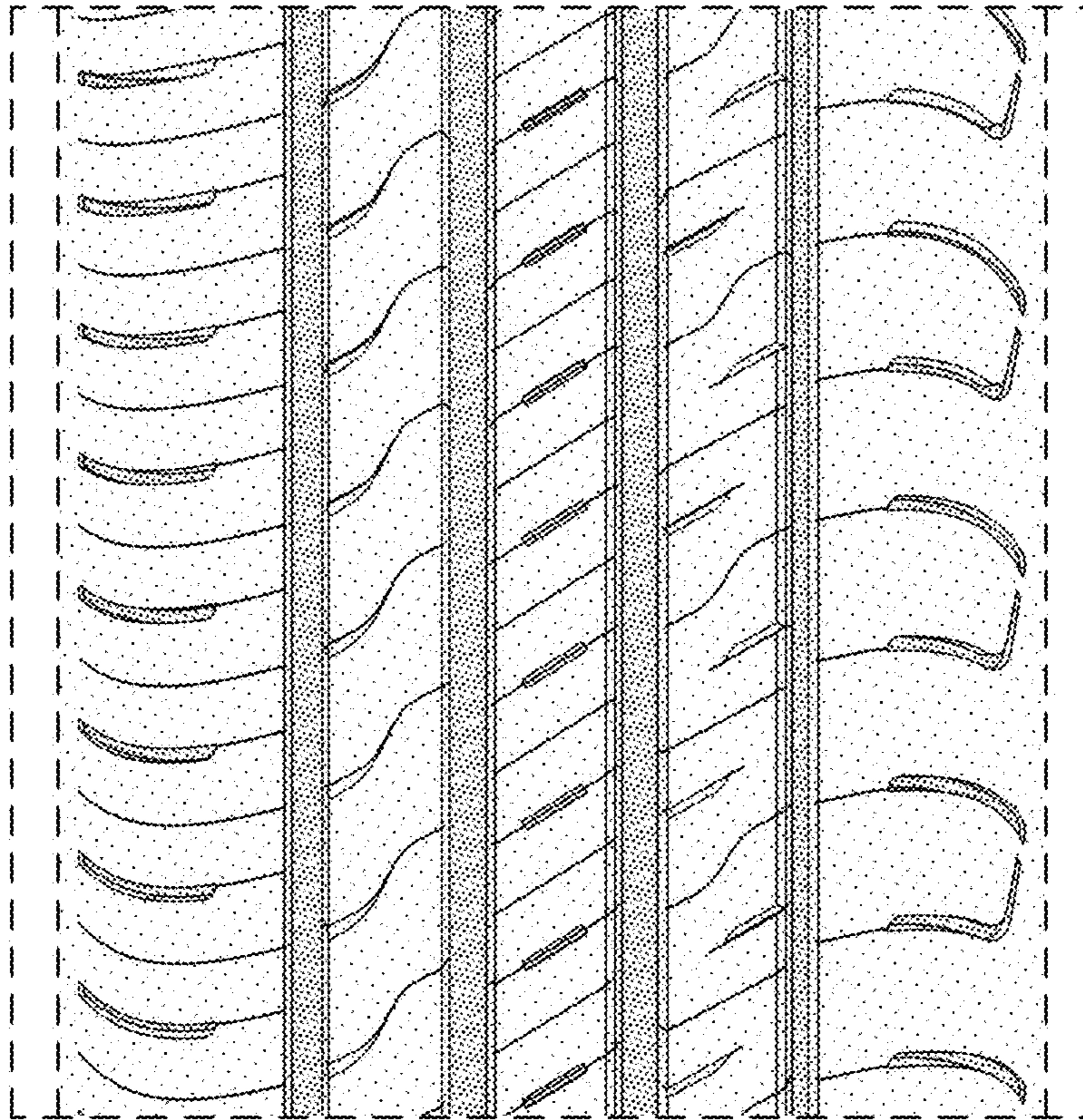


FIG - 6

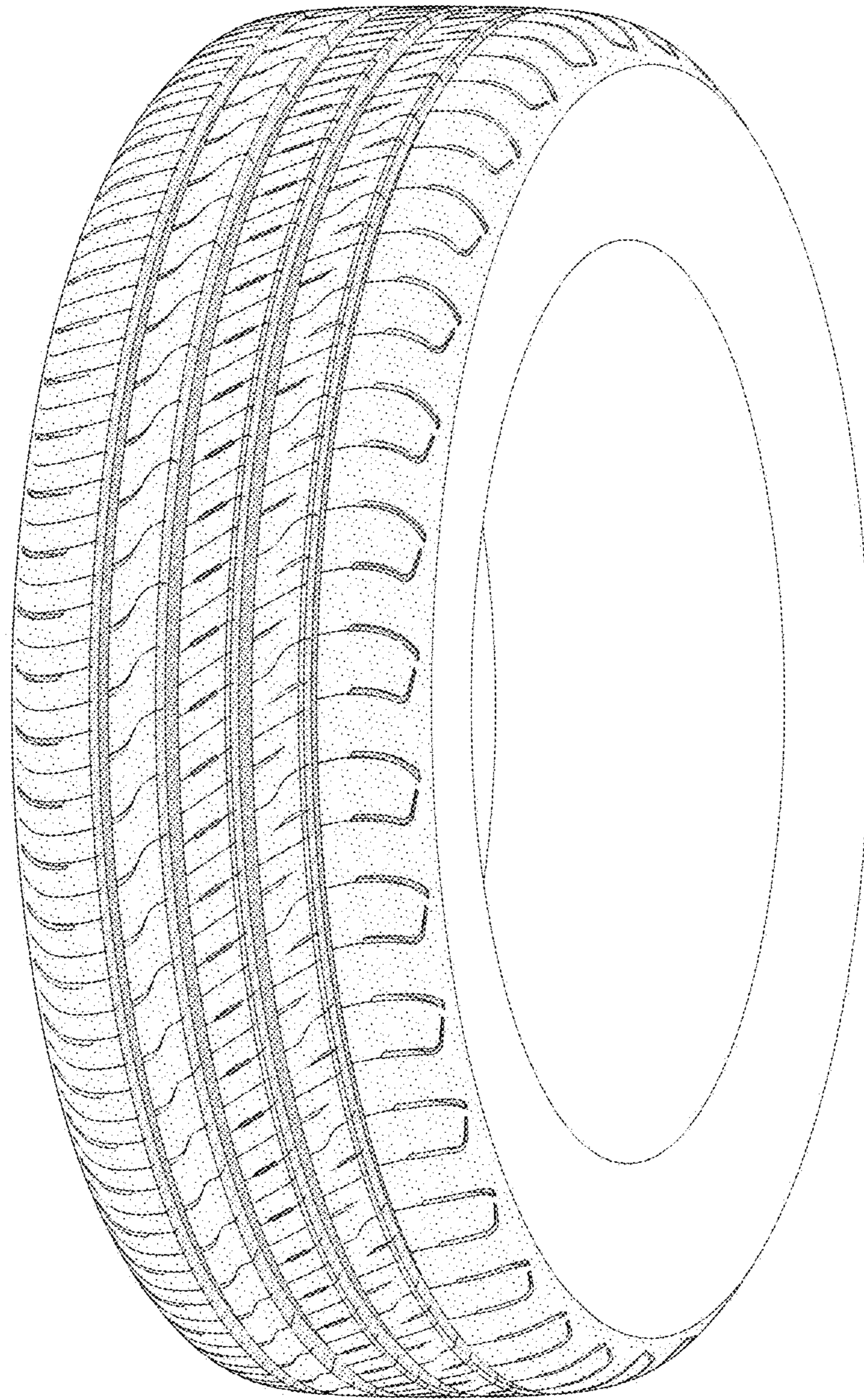


FIG - 7

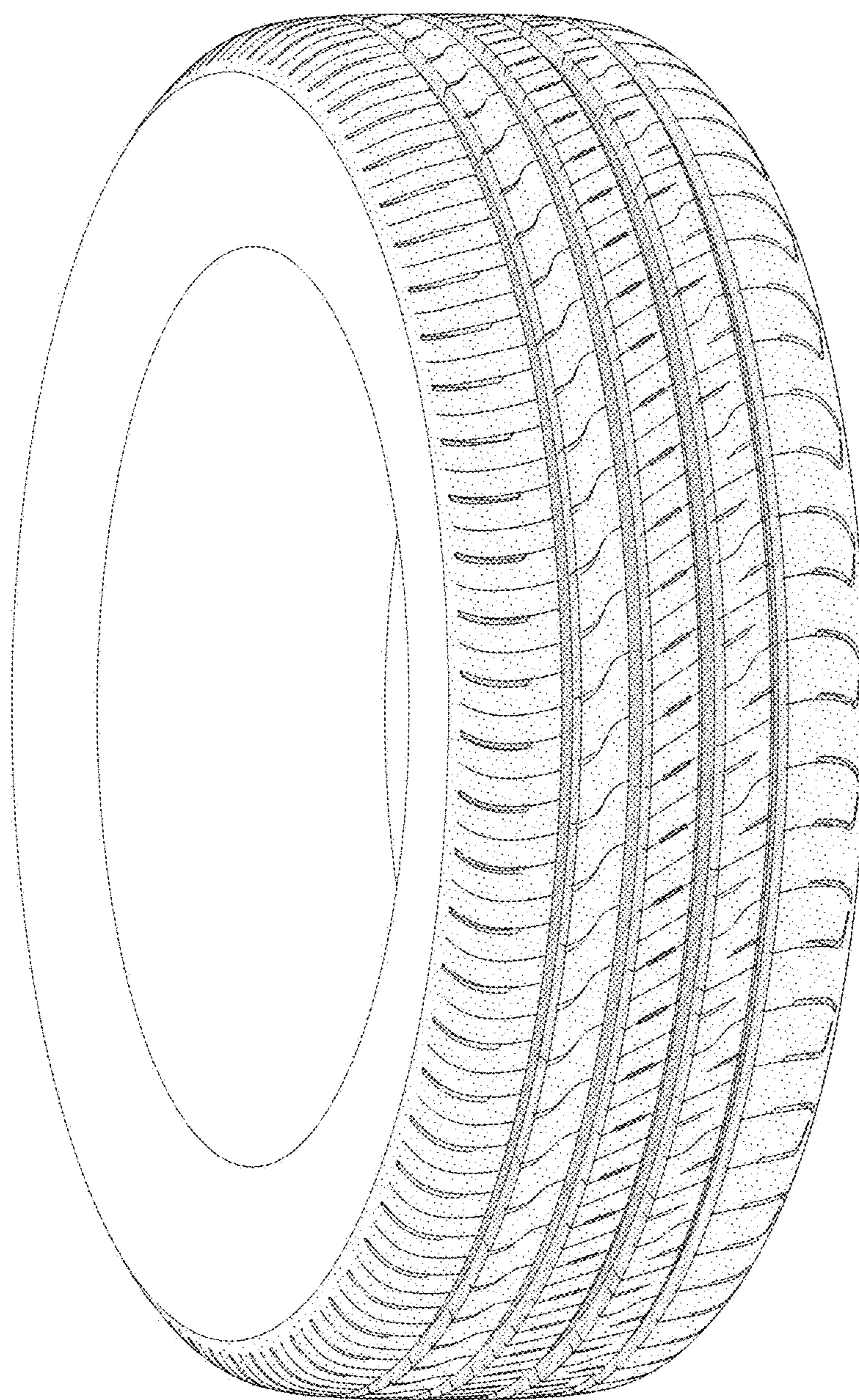


FIG - 8

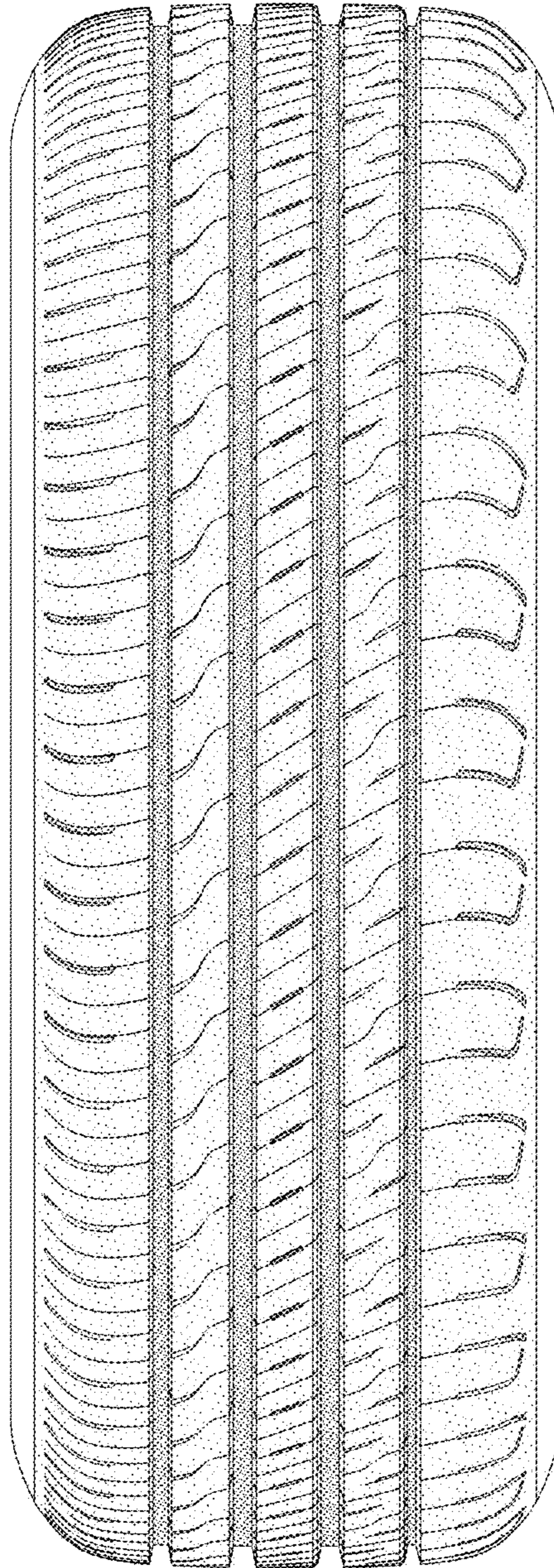


FIG - 9