



US00D948410S

(12) **United States Design Patent** (10) **Patent No.:** **US D948,410 S**
Li et al. (45) **Date of Patent:** **** Apr. 12, 2022**

(54) **OPERATING PLATFORM**

CPC A47B 73/00; A47B 73/002; A47B 73/004;
A47B 47/00; A47B 47/0058; A47B
47/008; A47B 47/25; A47B 96/06; A47B
5/04; A47F 5/00; A47F 5/0056; A47F
5/0062; A47F 5/08
See application file for complete search history.

(71) Applicant: **SICHUAN GOLDEN RIDGE
INTELLIGENCE SCIENCE &
TECHNOLOGY CO., LTD.**, Sichuan
(CN)

(72) Inventors: **Jiaxin Li**, Chengdu (CN); **Weirong
Liu**, Beijing (CN); **Yin Jiao**,
Gothenburg (SE); **Li Yan**, Gothenburg
(SE)

(73) Assignee: **SICHUAN GOLDEN RIDGE
INTELLIGENCE SCIENCE &
TECHNOLOGY CO., LTD.**, Chengdu
(CN)

(**) Term: **15 Years**

(21) Appl. No.: **29/696,012**

(22) Filed: **Jun. 25, 2019**

(30) **Foreign Application Priority Data**

Dec. 27, 2018 (CN) 201830760862.3

(51) **LOC (13) Cl.** **12-16**

(52) **U.S. Cl.**
USPC **D12/400**

(58) **Field of Classification Search**
USPC D6/349, 406.1, 406.3, 513, 524, 553,
D6/555, 567, 571, 572, 573, 574, 575,
D6/576, 577, 600.1, 601, 604, 656.1, 672,
D6/675, 675.1, 691, 696.3, 697.1, 705,
D6/705.1, 705.5, 705.7, 706, 707, 707.19,
D6/707.22, 716.1; D21/694; D14/253,
D14/457; D15/17, 28, 72, 78, 138;
D34/10, 27, 35; D17/4, 9, 19; D7/600.1;
D12/1, 14, 125, 203, 223, 317, 345, 400,
D12/415, 425; D25/63, 68, 69;
D30/160, 199

(56) **References Cited**

U.S. PATENT DOCUMENTS

D4,423 S * 10/1870 Kilburn D3/294
D28,239 S * 2/1898 Millhiser D27/185
D28,665 S * 5/1898 Schrage D6/716.1
D29,994 S * 1/1899 Dennett D6/716.1
D34,206 S * 3/1901 Schimmel D6/573
D49,172 S * 6/1916 Barker D6/716.1
2,911,108 A * 11/1959 Nield A47B 5/04
108/152
D236,188 S * 8/1975 Gould D9/417
D275,353 S * 9/1984 Dunbar D6/656.1
D286,137 S * 10/1986 Huck D3/203.3

(Continued)

Primary Examiner — Cary M Robinson

Assistant Examiner — Adam C Mager

(74) *Attorney, Agent, or Firm* — Metis IP LLC

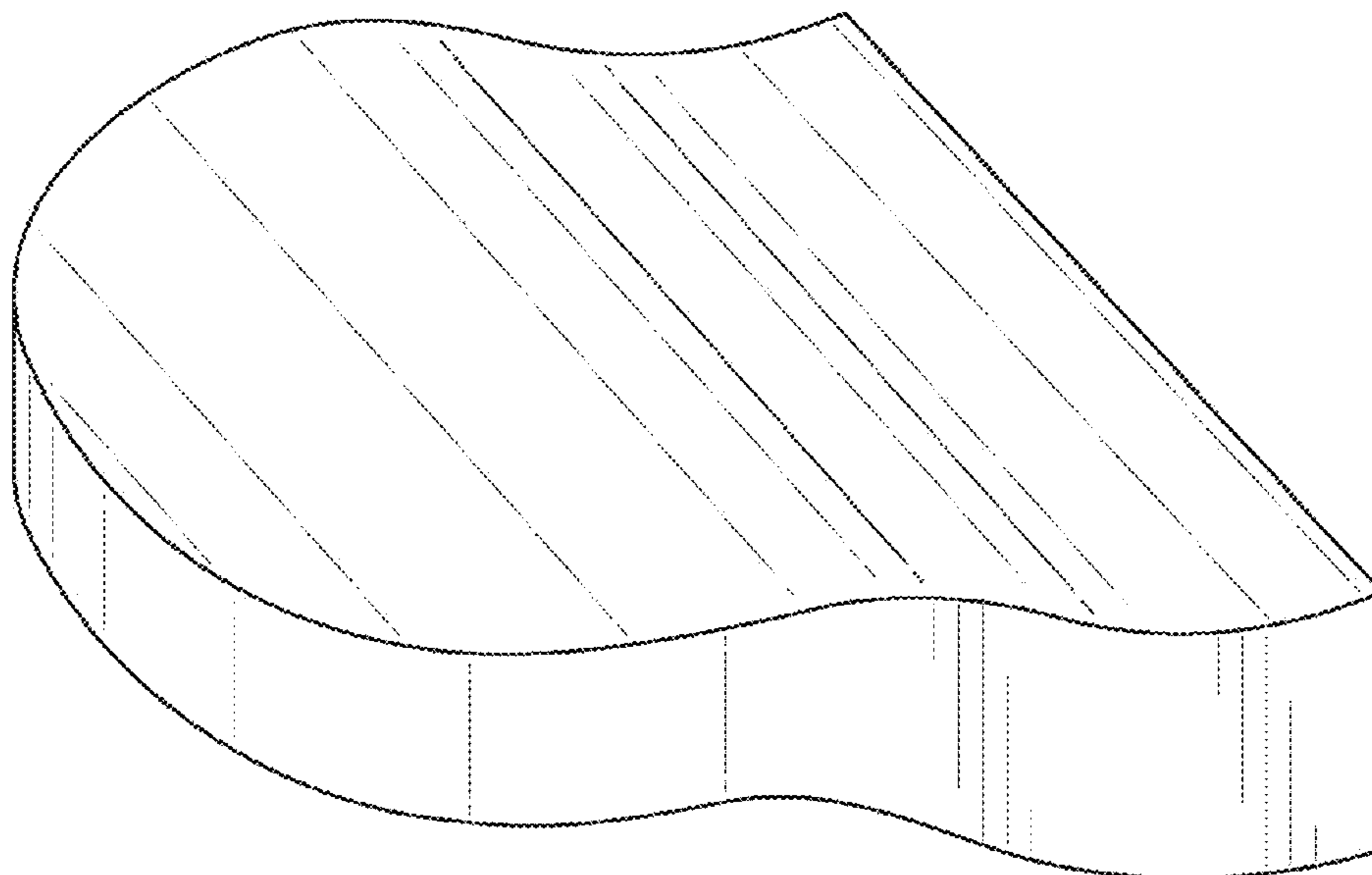
(57) **CLAIM**

The ornamental design for an operating platform, as shown and described.

DESCRIPTION

FIG. 1 is a perspective view of an operating platform showing our new design;
FIG. 2 is a front view of the operating platform;
FIG. 3 is a rear view of the operating platform;
FIG. 4 is a right view of the operating platform;
FIG. 5 is a left view of the operating platform;
FIG. 6 is a top view of the operating platform; and,
FIG. 7 is a bottom view of the operating platform.
The shade lines in the Figures show contour and not surface ornamentation.

1 Claim, 7 Drawing Sheets



(56)

References Cited

U.S. PATENT DOCUMENTS

4,942,617 A * 7/1990 Boylan H04M 1/05
 381/182
 D426,097 S * 6/2000 Bortolotto D6/601
 D479,821 S * 9/2003 Clarkson D12/196
 D480,754 S * 10/2003 Berger D19/1
 6,779,467 B1 * 8/2004 McCoy A47B 5/04
 108/134
 D495,908 S * 9/2004 Wu D6/360
 D539,641 S * 4/2007 Tanner D3/203.1
 D542,601 S * 5/2007 Ben-Shlomo D14/230
 D549,911 S * 8/2007 Vinson D32/40
 D669,894 S * 10/2012 Cobbett D14/358
 D670,696 S * 11/2012 Cobbett D14/358
 D775,484 S * 1/2017 Moore D6/601
 D777,044 S * 1/2017 Lehmann D9/721
 D779,591 S * 2/2017 Cepress D19/10
 D799,761 S * 10/2017 Dia D30/199
 D803,313 S * 11/2017 Cepress D19/10
 D803,798 S * 11/2017 Au D13/180
 D823,025 S * 7/2018 Dennehy D6/601
 D838,492 S * 1/2019 Gardner D4/116
 D845,673 S * 4/2019 Dennehy D6/601
 D863,851 S * 10/2019 Zunkeler D6/697
 D869,918 S * 12/2019 Lewis D8/8
 D880,585 S * 4/2020 Cepress D19/10
 D912,574 S * 3/2021 Li D12/1
 2015/0040321 A1 * 2/2015 Moore A47G 9/109
 5/636

* cited by examiner

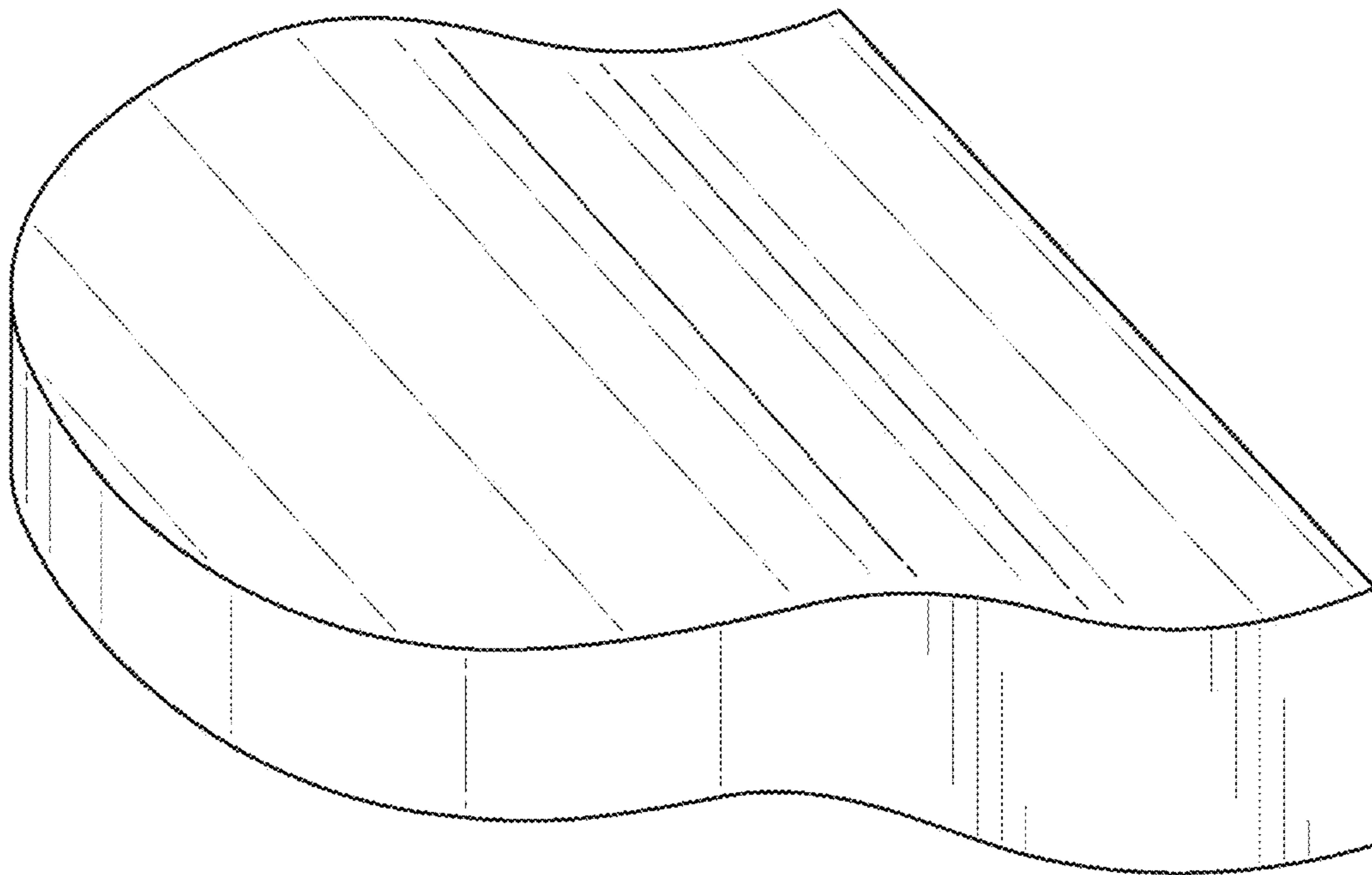


FIG. 1

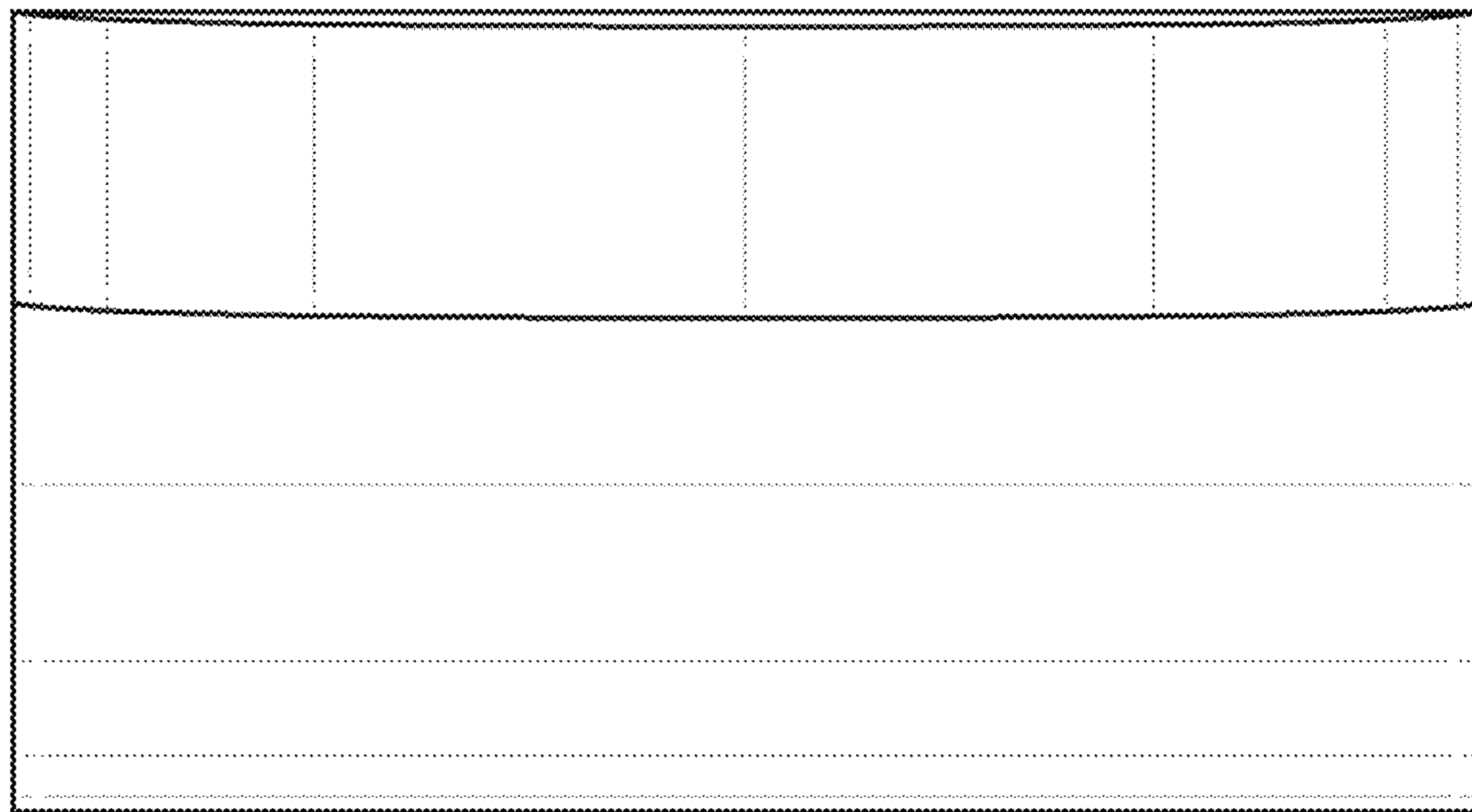


FIG. 2




FIG. 3

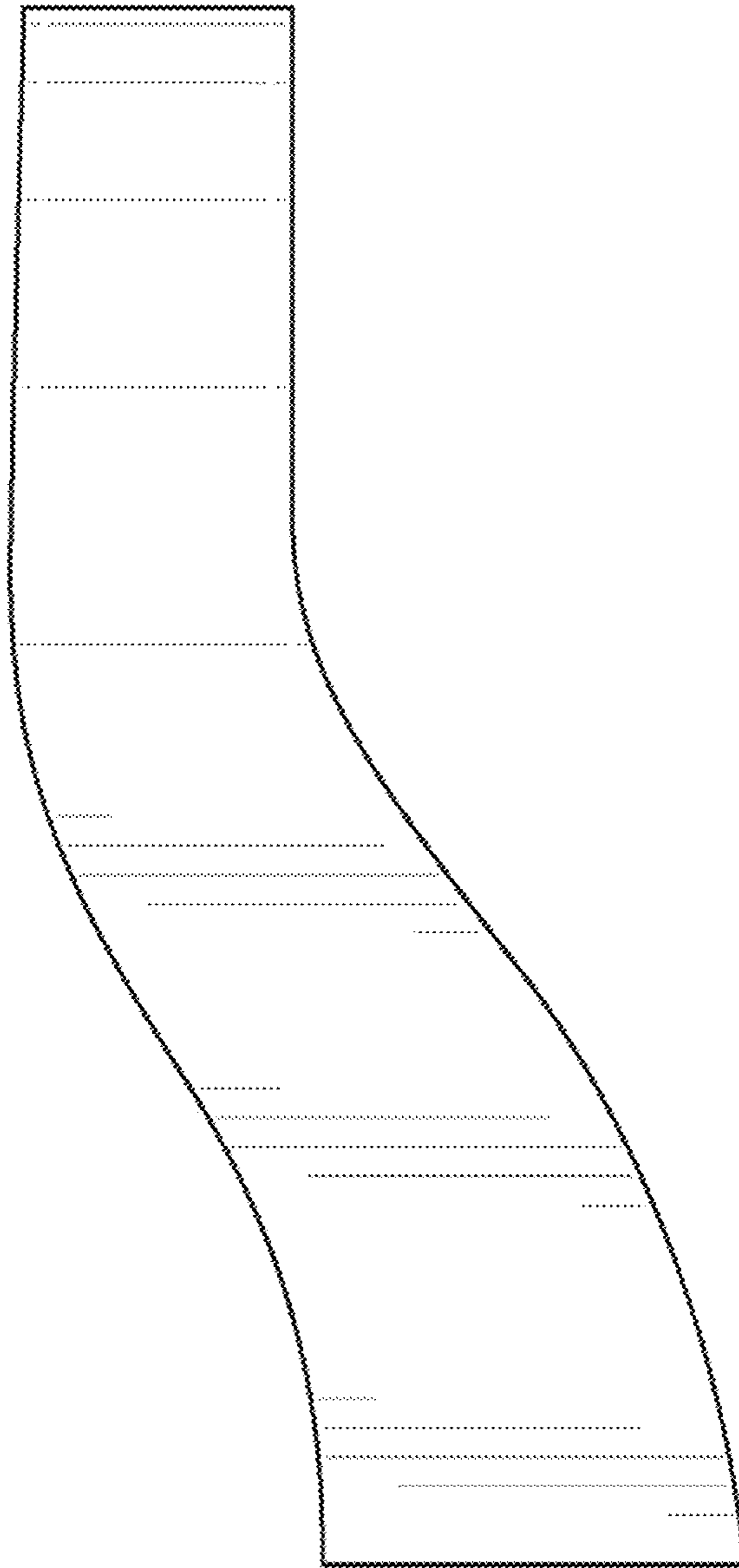


FIG. 4

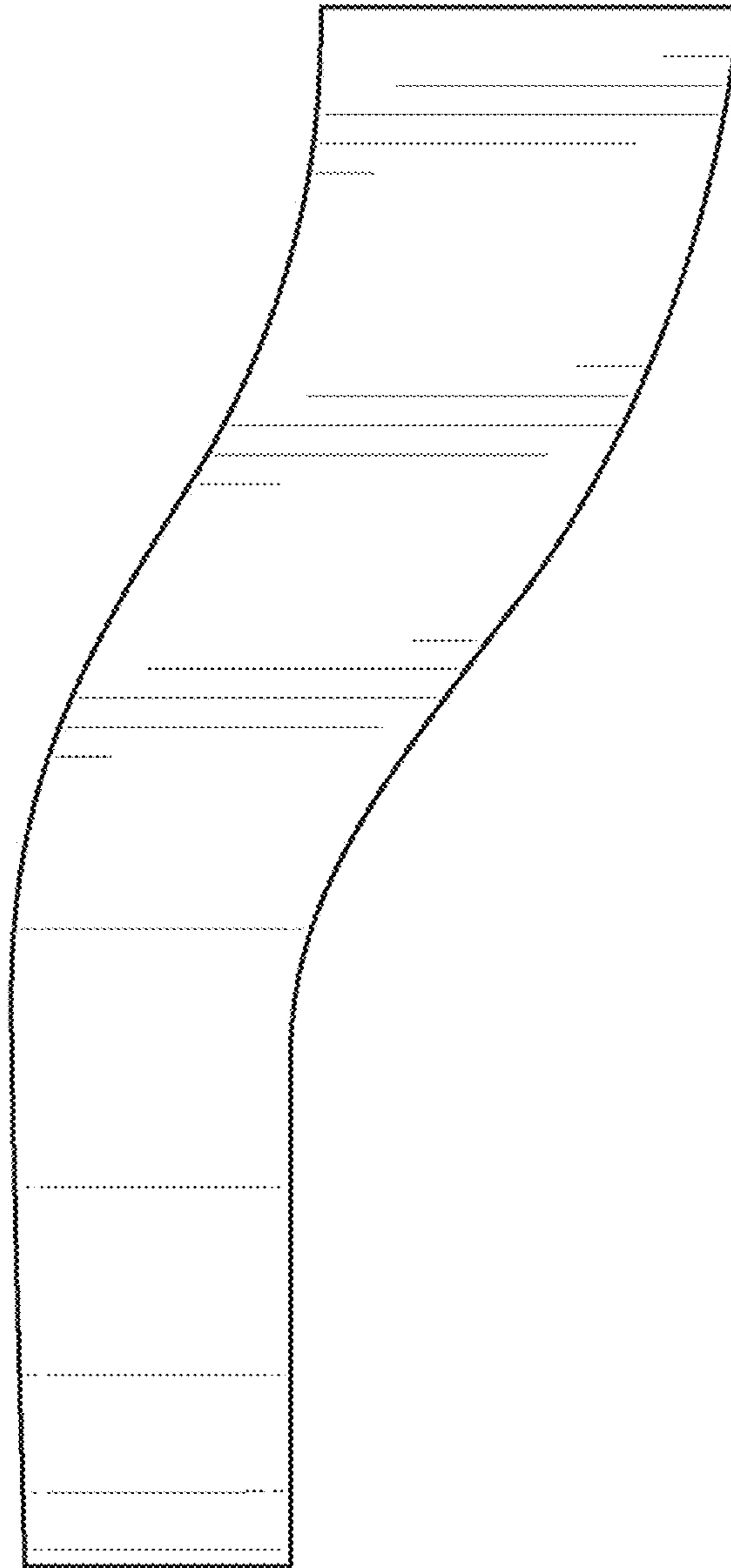


FIG. 5




FIG. 6

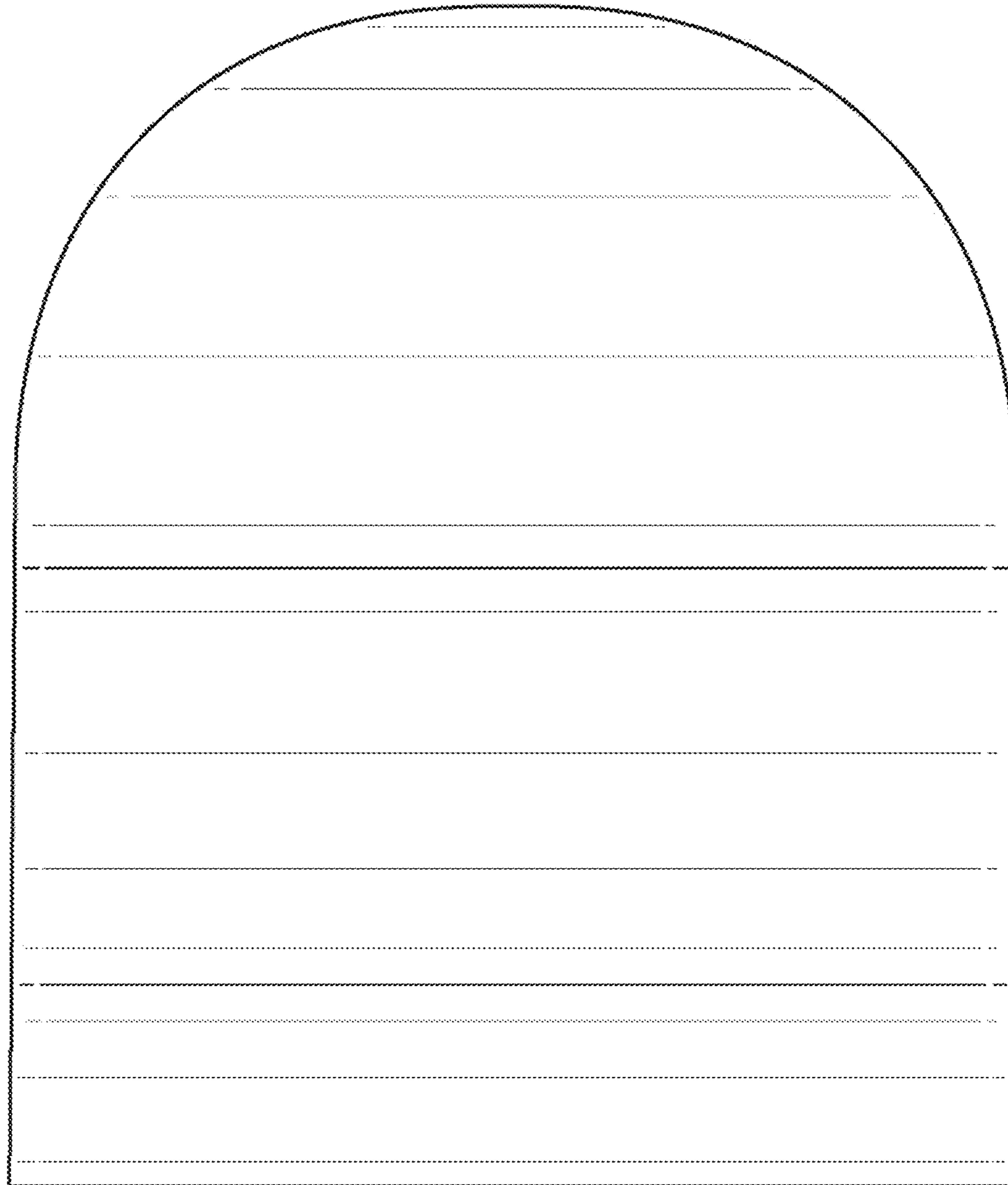


FIG. 7