



US00D948406S

(12) **United States Design Patent**
Krause et al.

(10) **Patent No.:** **US D948,406 S**
(45) **Date of Patent:** **** Apr. 12, 2022**

(54) **VEHICLE WHEEL, TOY VEHICLE WHEEL,
AND/OR REPLICAS THEREOF**

(71) Applicant: **Bayerische Motoren Werke
Aktiengesellschaft, Munich (DE)**

(72) Inventors: **Andreas Krause, Freiburg (DE);
Kristian Groth, Munich (DE)**

(73) Assignee: **Bayerische Motoren Werke
Aktiengesellschaft, Munich (DE)**

(**) Term: **15 Years**

(21) Appl. No.: **29/760,121**

(22) Filed: **Nov. 30, 2020**

(30) **Foreign Application Priority Data**

Jun. 4, 2020 (DE) 402020100525.8

(51) **LOC (13) Cl.** **12-16**

(52) **U.S. Cl.**
USPC **D12/209; D21/563**

(58) **Field of Classification Search**
USPC D12/204-213; D21/563
CPC B60B 7/00; B60B 7/02; B60B 7/04; B60B
7/01; B60B 7/06; B60B 3/02; B60B 3/04;
B60B 3/06; B60B 3/10; B60B 1/00;
B60B 1/08; B60B 1/10; B60B 1/12
See application file for complete search history.

(56) **References Cited**

U.S. PATENT DOCUMENTS

D598,834 S 8/2009 Juergens et al.
D620,870 S 8/2010 Powell
D626,052 S 10/2010 Majdandzic
D638,768 S * 5/2011 Nissl D12/211
D697,009 S 1/2014 Pollmann

D776,594 S * 1/2017 Rueckheim D12/209
D777,639 S * 1/2017 Krause D12/209
D792,311 S * 7/2017 Gallert D12/211
D820,761 S * 6/2018 Badstuebner D12/211
D824,311 S * 7/2018 Krause D12/209
D853,301 S 7/2019 Hahn
D856,252 S 8/2019 Khachatryan
D870,206 S * 12/2019 Rueckheim D12/209
D899,338 S * 10/2020 Khachatryan D12/209
D902,114 S * 11/2020 Myrberg D12/209
D924,772 S * 7/2021 Langhals D12/209
D933,569 S * 10/2021 Groth D12/209

FOREIGN PATENT DOCUMENTS

EM 000735758-0004 7/2007
EM 001684507-0004 10/2010
EM 001636978-0018 11/2010
WO WO DM/059484 5/2002

* cited by examiner

Primary Examiner — Stacia A Cadmus

(74) *Attorney, Agent, or Firm* — Crowell & Moring LLP

(57) **CLAIM**

The ornamental design for a vehicle wheel, toy vehicle wheel, and/or replicas thereof, as shown and described.

DESCRIPTION

FIG. 1 is a perspective view of a vehicle wheel, toy vehicle wheel, and/or replicas thereof according to the design; FIG. 2 is an additional perspective view thereof; FIG. 3 is an additional perspective view thereof; FIG. 4 is a front view thereof; FIG. 5 is a rear view thereof in a lighter grey scale representing portions of the wheel that form no part of the claimed design; and, FIG. 6 is a side view thereof.

1 Claim, 6 Drawing Sheets






Fig. 1



Fig. 2



Fig. 3



Fig. 4




Fig. 5




Fig. 6