



US00D948403S

(12) **United States Design Patent** (10) **Patent No.:** **US D948,403 S**
Xu (45) **Date of Patent:** **** Apr. 12, 2022**

(54) **CAR MAT**

OTHER PUBLICATIONS

(71) Applicant: **Xiamen Aidezhou Automobile Co., Ltd.**, Xiamen (CN)

(72) Inventor: **Xiaojin Xu**, Xiamen (CN)

(**) Term: **15 Years**

(21) Appl. No.: **29/765,417**

(22) Filed: **Jan. 8, 2021**

(51) **LOC (13) Cl.** **12-16**

(52) **U.S. Cl.**
USPC **D12/203**

(58) **Field of Classification Search**
USPC D12/203, 221; D6/582–586, 592–594
CPC B60N 3/04; B60N 3/044; B60R 13/01
See application file for complete search history.

“The 12 Best Car Floor Mats for Your Ride” Popular Mechanics., posted date Nov. 15, 2021 [online], [retrieved on Jan. 27, 2021]. Retrieved from the Internet <URL:https://www.popularmechanics.com/cars/g36162435/best-car-floor-mats/> (Year: 2021).*
“4-Piece Thick Flexible Rubber Car Floor Mat” Amazon., posted date Sep. 25, 2017 [online], [retrieved on Jan. 27, 2021]. Retrieved from the Internet <URL:https://www.amazon.com/Amazon-Basics-4-Piece-Flexible-Rubber/dp/B06Y16YVDV?th=1> (Year: 2017).*
“4D Car Floor Mats” Indiamart., posted date Apr. 25, 2017 [online], [retrieved on Jan. 27, 2021]. Retrieved from the Internet <URL:https://www.indiamart.com/proddetail/4d-car-floor-mats-15038064648.html> (Year: 2017).*

* cited by examiner

Primary Examiner — Darlington Ly
Assistant Examiner — Nasim Abdulaziz Ali

(56) **References Cited**

(57) **CLAIM**

U.S. PATENT DOCUMENTS

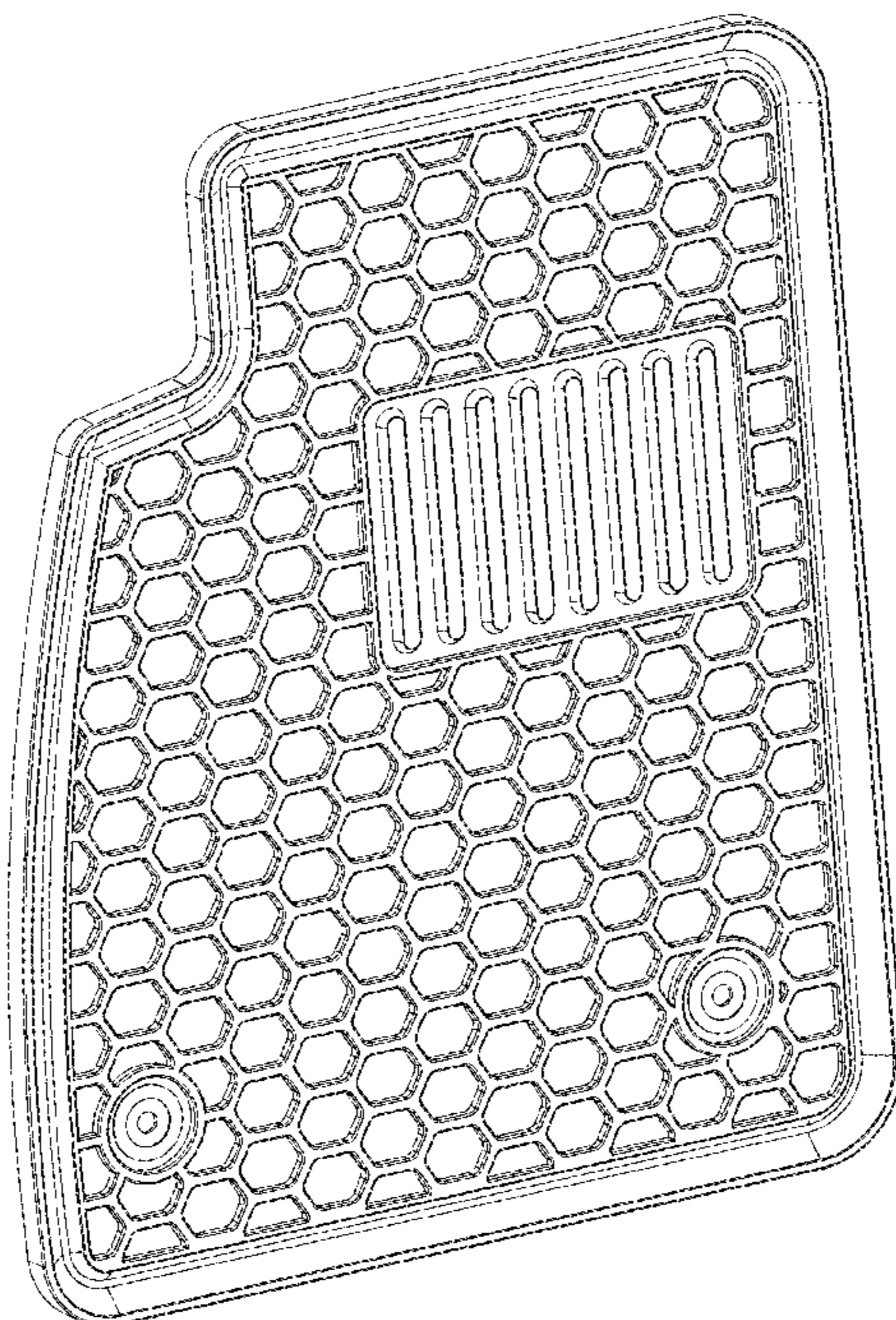
The ornamental design for a car mat, as shown and described.

D663,667 S *	7/2012	Yang	D12/203
D782,382 S *	3/2017	Jaimes	D12/203
D798,210 S *	9/2017	Ying	D12/203
D801,248 S *	10/2017	Zheng	D12/203
D804,386 S *	12/2017	Tan	D12/203
D813,136 S *	3/2018	Gross	D12/203
D813,776 S *	3/2018	Jaimes	D12/203
D845,852 S *	4/2019	Johnson	D12/203
10,328,832 B2 *	6/2019	Johnson	B60N 3/046
D866,429 S *	11/2019	Johnson	D12/203
D873,754 S *	1/2020	Johnson	D12/203
D887,934 S *	6/2020	Diamond	D12/203
D919,536 S *	5/2021	Diamond	D12/203
D922,286 S *	6/2021	Fang	D12/203
D922,287 S *	6/2021	Frontczak	D12/203
D933,561 S *	10/2021	Johnson	D12/203
2021/0237635 A1 *	8/2021	Yang	B60N 3/044

DESCRIPTION

FIG. 1 is a front perspective view of a car mat, showing my new design;
FIG. 2 is a rear perspective view thereof;
FIG. 3 is a front elevation view thereof;
FIG. 4 is a rear elevation view thereof;
FIG. 5 is a left side elevation view thereof;
FIG. 6 is a right side elevational view thereof;
FIG. 7 is a top plan view thereof; and,
FIG. 8 is a bottom plan view thereof.

1 Claim, 7 Drawing Sheets



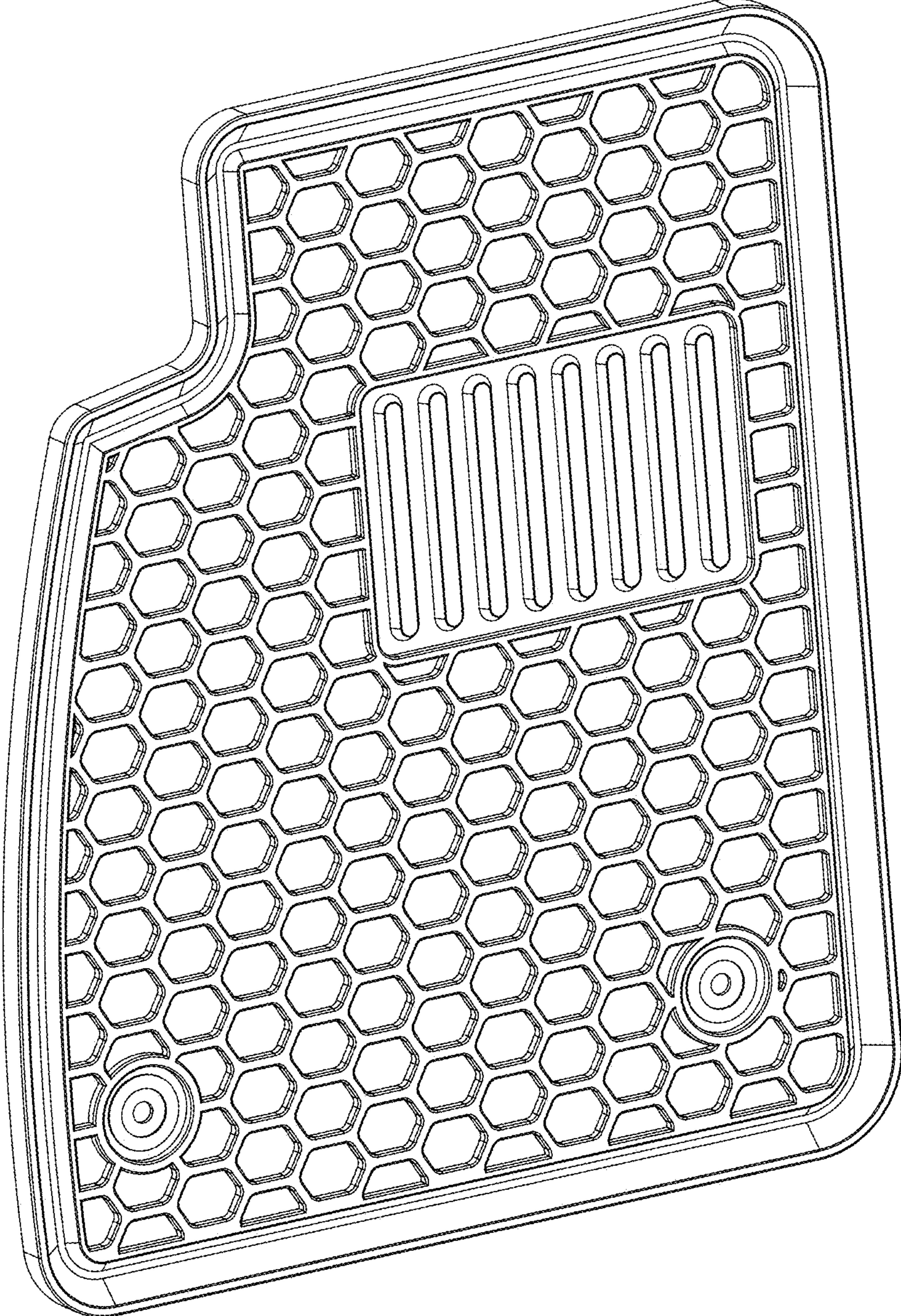


FIG. 1

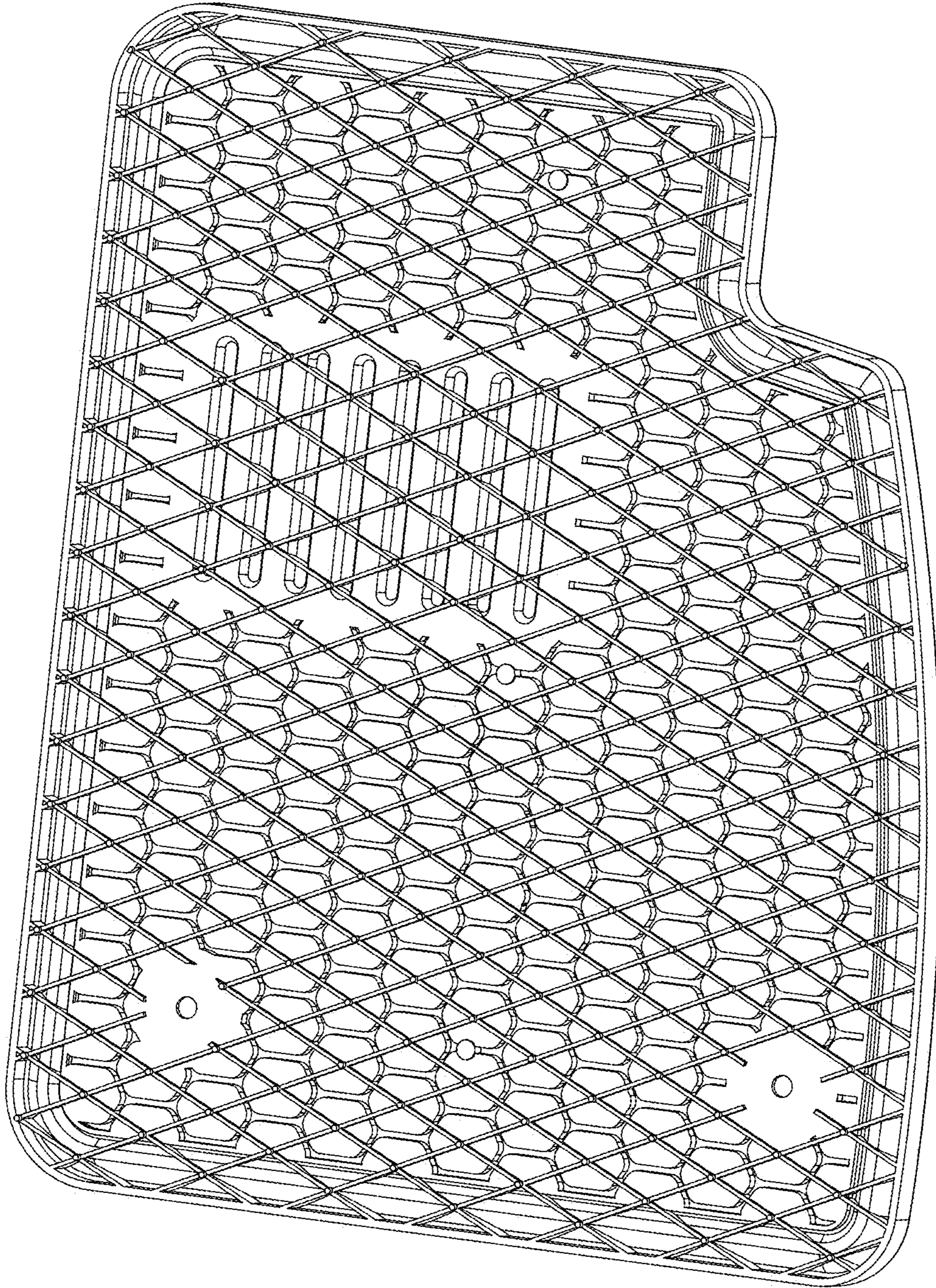


FIG. 2

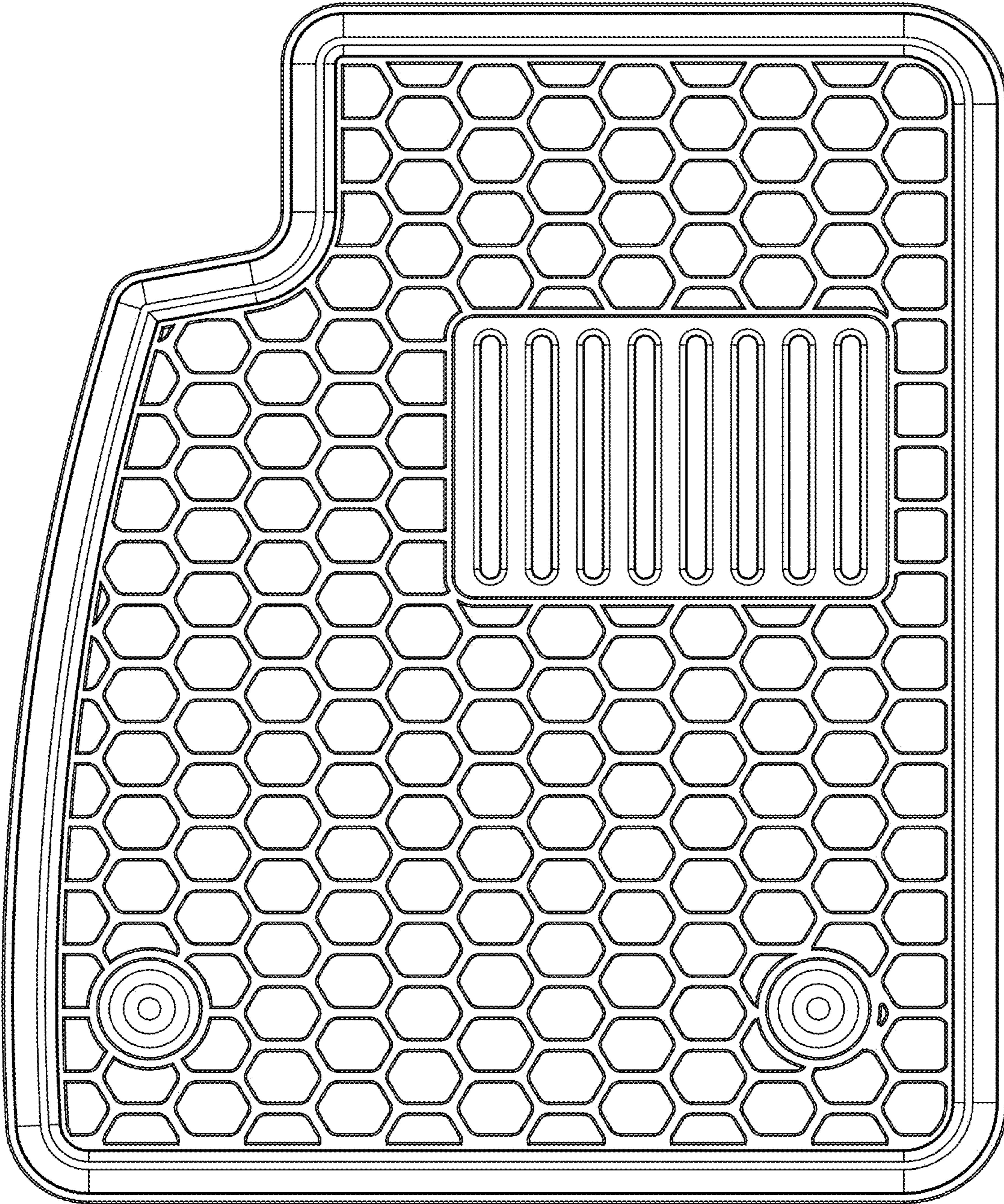


FIG. 3

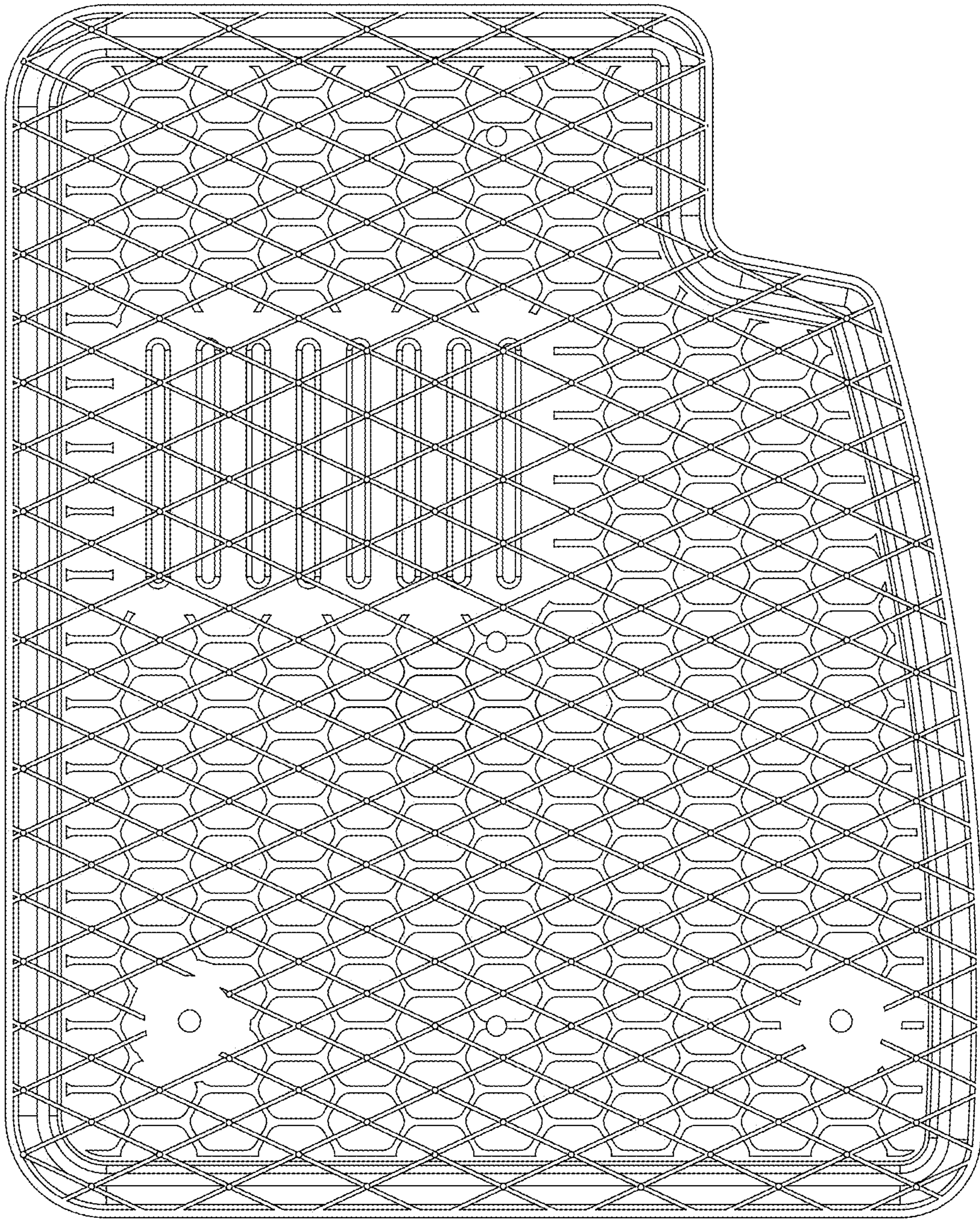


FIG. 4

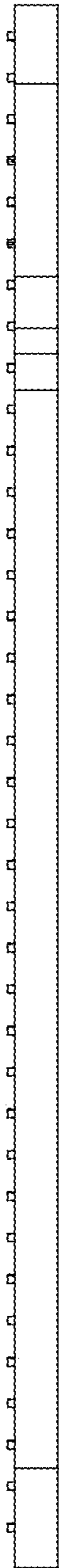


FIG. 5

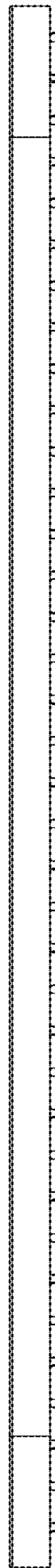


FIG. 6

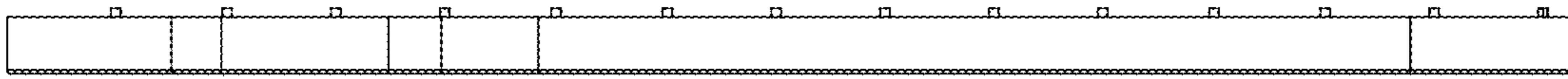


FIG. 7

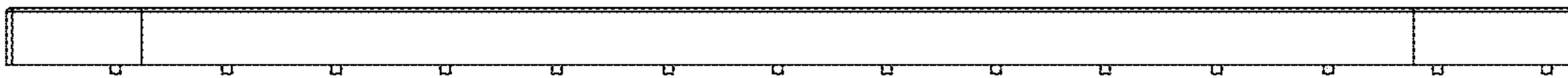


FIG. 8