

US00D948394S

(12) **United States Design Patent**
Gunnarson

(10) **Patent No.:** **US D948,394 S**

(45) **Date of Patent:** **** Apr. 12, 2022**

(54) **SPOILER FOR A VEHICLE**
(71) Applicant: **VOLVO CAR CORPORATION,**
Gothenburg (SE)
(72) Inventor: **Anders Gunnarson,** Kullavik (SE)
(73) Assignee: **VOLVO CAR CORPORATION,**
Gothenburg (SE)

(**) Term: **15 Years**
(21) Appl. No.: **29/760,584**
(22) Filed: **Dec. 2, 2020**

(30) **Foreign Application Priority Data**
Jul. 9, 2020 (WO) WIPO95984
(51) **LOC (13) Cl.** **12-16**
(52) **U.S. Cl.**
USPC **D12/181**
(58) **Field of Classification Search**
USPC D12/181-184, 191, 400, 190
CPC B62D 35/00; B62D 35/007; B62D 37/02
See application file for complete search history.

(56) **References Cited**
U.S. PATENT DOCUMENTS
D905,602 S * 12/2020 Chen D12/181
D905,603 S * 12/2020 DiCanzio D12/181
D906,201 S * 12/2020 Chen D12/181
D907,547 S * 1/2021 Buck D12/181
D907,548 S * 1/2021 Fischer D12/181

D907,549 S * 1/2021 Chiang D12/181
D907,891 S * 1/2021 Zheng D12/181
D919,522 S * 5/2021 Chen D12/181
D919,523 S * 5/2021 Chen D12/181
D926,092 S * 7/2021 Lenglin D12/181
D931,172 S * 9/2021 Zheng D12/181
D932,400 S * 10/2021 Anscheidt D12/181
D932,963 S * 10/2021 Chen D12/181

OTHER PUBLICATIONS

NetCarShow.com, Volvo, Design Name: Concept Coupe, Year of Introduction: Jan. 1, 2019.
NetCarShow.com, Volvo, Design Name: V60, Year of Introduction: Jan. 1, 2013.
NetCarShow.com, Volvo, Design Name: XC90, Year of Introduction: Jan. 1, 2014.

* cited by examiner

Primary Examiner — Katrina A Betton
(74) *Attorney, Agent, or Firm* — Berenato & White, LLC

(57) **CLAIM**
The ornamental design for a spoiler for a vehicle, as shown.

DESCRIPTION

FIG. 1 is a front view, showing my new design;
FIG. 2 is a right front perspective view thereof;
FIG. 3 is left front perspective view thereof;
FIG. 4 is a left side view thereof;
FIG. 5 is a right side view thereof;
FIG. 6 is a top view thereof;
FIG. 7 is a bottom view thereof; and,
FIG. 8 is a rear view thereof.

1 Claim, 8 Drawing Sheets






FIG. 1




FIG. 2



FIG. 3




FIG. 4




FIG. 5




FIG. 6




FIG. 7



FIG. 8