



US00D948392S

(12) **United States Design Patent** (10) **Patent No.:** **US D948,392 S**  
**Jensen et al.** (45) **Date of Patent:** **\*\* Apr. 12, 2022**

(54) **STEERING WHEEL**  
(71) Applicant: **PACCAR Inc**, Bellevue, WA (US)  
(72) Inventors: **John P. Jensen**, Sanger, TX (US);  
**Louis Daniel Heilaneh**, Lewisville, TX (US); **Jon Forrest Acton**, Fort Worth, TX (US)  
(73) Assignee: **PACCAR Inc**, Bellevue, WA (US)  
(\*\*) Term: **15 Years**  
(21) Appl. No.: **29/753,471**  
(22) Filed: **Sep. 30, 2020**  
(51) **LOC (13) Cl.** ..... **12-16**  
(52) **U.S. Cl.**  
USPC ..... **D12/176**  
(58) **Field of Classification Search**  
USPC ..... D12/175, 176, 177; 74/552, 558, 558.5  
CPC ..... B60R 21/203; B60R 21/05; B62D 1/04  
See application file for complete search history.

D926,650 S \* 8/2021 Mito ..... D12/176  
D927,375 S \* 8/2021 Nishimura ..... D12/176  
D931,774 S \* 9/2021 Shimizu ..... D12/176

**OTHER PUBLICATIONS**

“T800,” Kenworth Truck Company, 2002, 32-page brochure.  
“T800,” Kenworth Truck Company, 2003, 32-page brochure.  
“T800,” Kenworth Truck Company, 2005, 28-page brochure.  
“T800,” Kenworth Truck Company, 2009, 28-page brochure.  
“W900,” Kenworth Truck Company, 1996, 7-page brochure.  
“W900,” Kenworth Truck Company, 2002, 32-page brochure.

(Continued)

*Primary Examiner* — Melody N Brown  
(74) *Attorney, Agent, or Firm* — Seed IP Law Group LLP

(57) **CLAIM**

The ornamental design for a steering wheel, as shown and described.

**DESCRIPTION**


FIG. 1 is a top, front and right side perspective view of a steering wheel showing our new design;  
FIG. 2 is a bottom, rear and left side perspective view thereof;  
FIG. 3 is a front elevational view thereof.  
FIG. 4 is a rear elevational view thereof.  
FIG. 5 is a left side elevational view thereof.  
FIG. 6 is a right side elevational view thereof.  
FIG. 7 is a top plan view thereof; and,  
FIG. 8 is a bottom plan view thereof.  
The stippling shading shown in the drawings represent the three-dimensional contours of the design, and is not intended to indicate surface decoration. The broken lines shown in the drawings depict portions of the steering wheel that form no part of the claimed design.

**1 Claim, 8 Drawing Sheets**

(56) **References Cited**

U.S. PATENT DOCUMENTS

D709,006 S *	7/2014	Busse	.....	D12/176
D741,759 S *	10/2015	Persson	.....	D12/176
D772,124 S *	11/2016	Lee	.....	D12/176
D786,153 S *	5/2017	Callum	.....	D12/176
D787,390 S *	5/2017	Kanda	.....	D12/176
D797,621 S *	9/2017	Ogawa	.....	D12/176
D798,205 S *	9/2017	Kim	.....	D12/176
D798,206 S *	9/2017	Sjogren	.....	D12/176
D848,913 S *	5/2019	Sjogren	.....	D12/176
D853,911 S *	7/2019	Miyamoto	.....	D12/176
D875,000 S *	2/2020	Watola	.....	D12/176
D878,981 S *	3/2020	Maurer	.....	D12/176
D880,383 S *	4/2020	Kim	.....	D12/176
D881,089 S *	4/2020	Sham	.....	D12/176
D881,090 S *	4/2020	Braun	.....	D12/176
D906,198 S *	12/2020	Tomasson	.....	D12/176
D910,510 S *	2/2021	Sandys	.....	D12/176



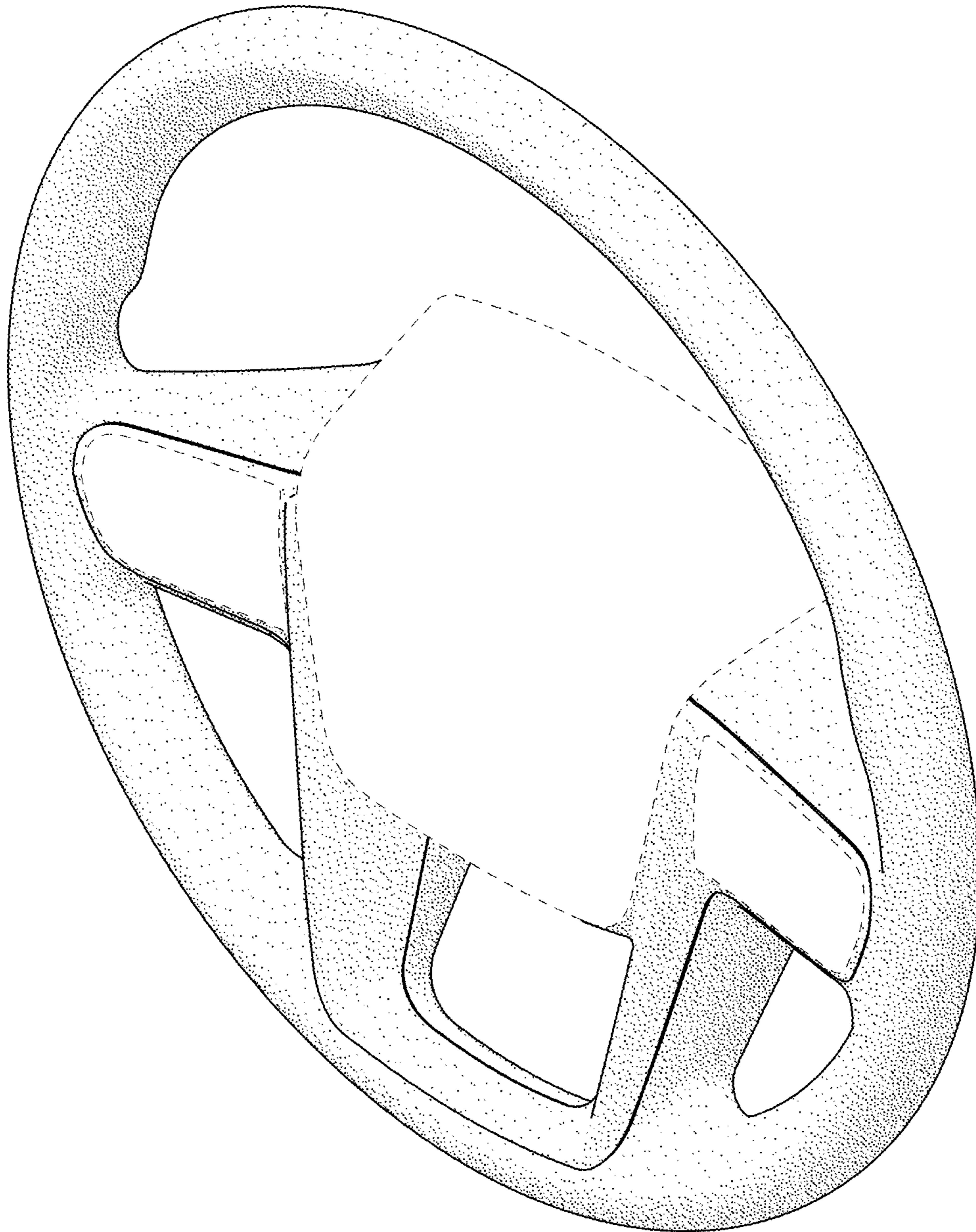
(56)

**References Cited**

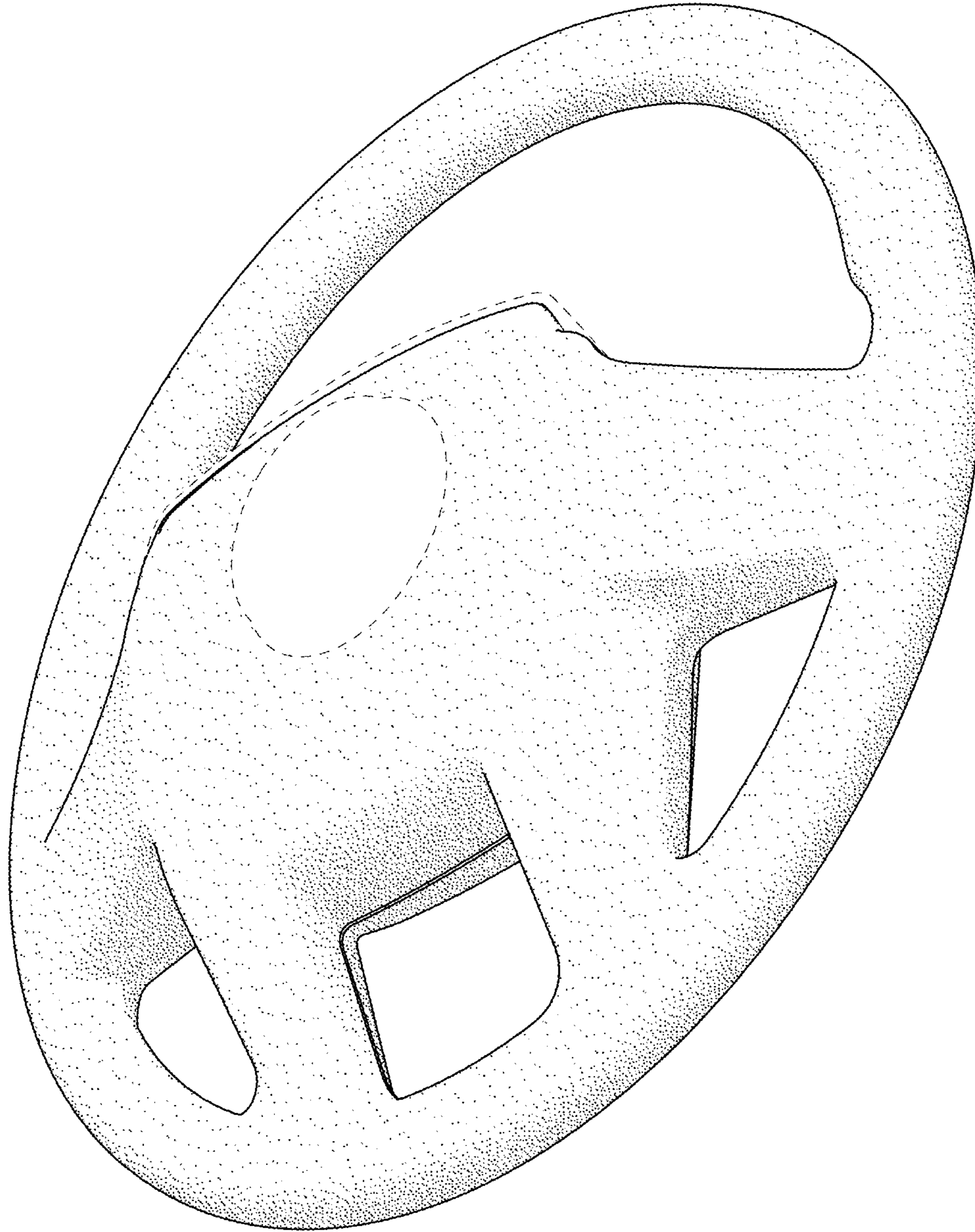
OTHER PUBLICATIONS

“W900,” Kenworth Truck Company, 2005, 28-page brochure.  
“W900,” Kenworth Truck Company, 2009, 28-page brochure.  
Peterbilt Motors Company, “Class Pays, Medium Duty,” Sep. 2000, 12-page brochure.  
“Class Pays, Truck Models,” Peterbilt Motors Company, Mar. 2005, 24-page brochure.  
“Class Pays, Construction Trucks,” Peterbilt Motors Company, Nov. 2003, 16-page brochure.  
“T270 Class 6 and T370 Class 7,” Kenworth Truck Company, 2008, 6-page brochure.  
“T270 Class 6 and T370 Class 7 Hybrid,” Kenworth Truck Company, 2009, 6-page brochure.  
“T680,” Kenworth Truck Company, 2013, 34-page brochure.  
“T680,” Kenworth Truck Company, 2016, 34-page brochure.  
“T880,” Kenworth Truck Company, 2017, 32-page brochure.  
“Model 579,” Peterbilt Motors Company, Oct. 2013, 13-page brochure.  
“Medium Duty,” Peterbilt Motors Company, 2013, 9-page brochure.


“On-Highway,” Peterbilt Motors Company, 2013, 13-page brochure.  
“Vocational,” Peterbilt Motors Company, 2013, 11-page brochure.  
“T470,” Kenworth Truck Company, 2010, 6-page brochure.  
“Model 220,” Peterbilt Motors Company, 2019, 2-page brochure.  
“Model 337,” Peterbilt Motors Company, 2020, 2-page brochure.  
“Model 389,” Peterbilt Motors Company, 2019, 2-page brochure.  
“Model 348,” Peterbilt Motors Company, 2019, 2-page brochure.  
“Model 520,” Peterbilt Motors Company, 2019, 2-page brochure.  
“Model 567,” Peterbilt Motors Company, 2020, 16-page brochure.  
“Model 579,” Peterbilt Motors Company, 2019, 28-page brochure.  
“T680,” Kenworth Truck Company, 2019, 40-page brochure.  
“T800,” Kenworth Truck Company, 2012, 28-page brochure.  
“T440/T470,” Kenworth Truck Company, 2015, 8-page brochure.  
“T170/T270/T370,” Kenworth Truck Company, 2019, 16-page brochure.  
“K270/K370,” Kenworth Truck Company, 2014, 12-page brochure.  
“W990,” Kenworth Truck Company, 2018, 32-page brochure.  
“T880,” Kenworth Truck Company, 2019, 36-page brochure.  
“Model 325,” Peterbilt Motors Company, <https://www.peterbilt.com/trucks/medium-duty/model-325>, retrieved Nov. 20, 2020, 12 pages.  
\* cited by examiner



***FIG. 1***



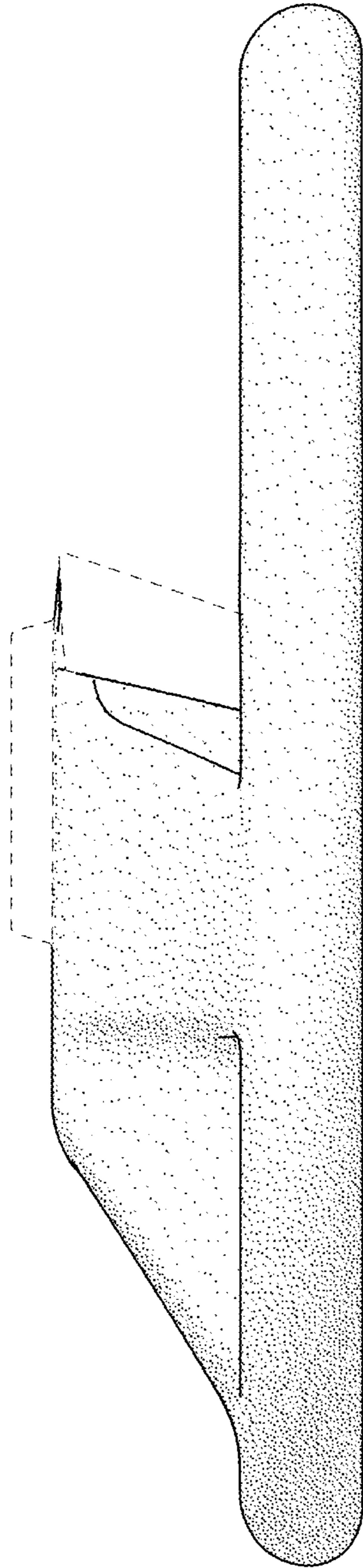
***FIG. 2***



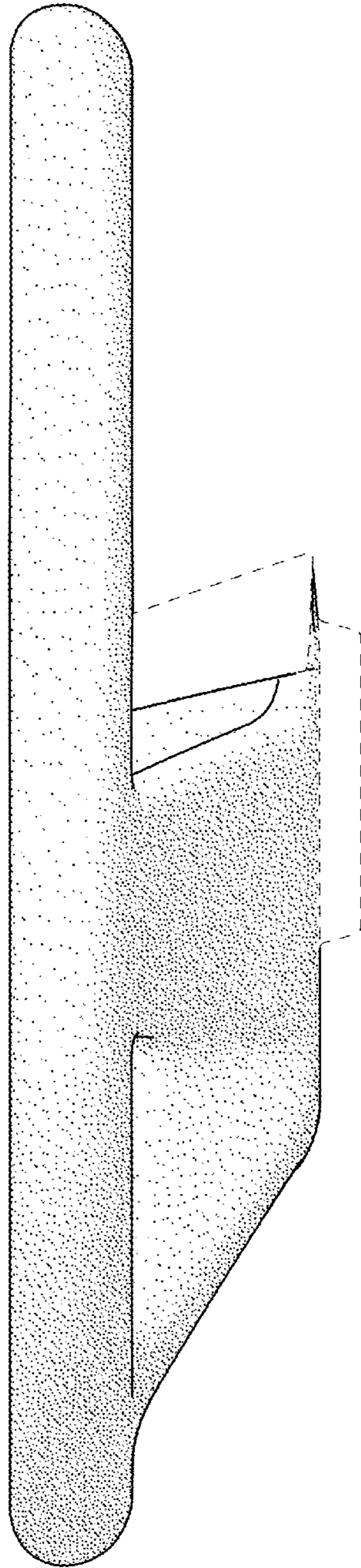
***FIG. 3***



***FIG. 4***

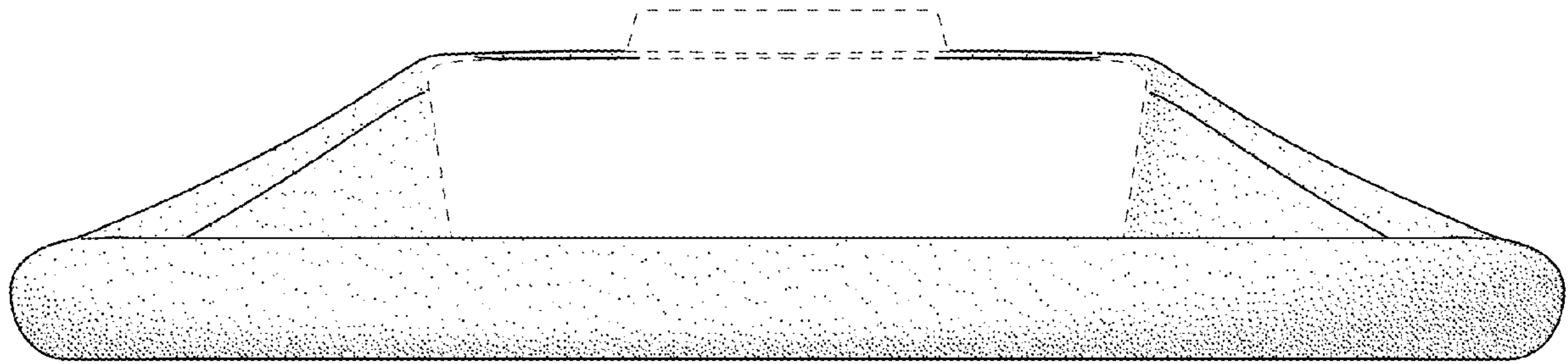


***FIG. 5***

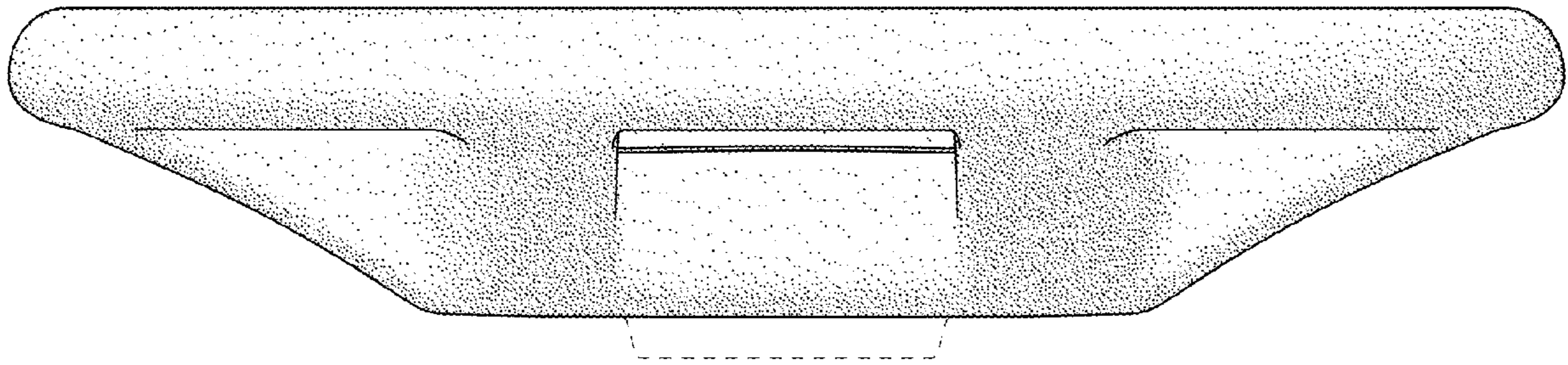


***FIG. 6***





***FIG. 7***



***FIG. 8***