



US00D948385S

(12) **United States Design Patent**  
**Zheng**

(10) **Patent No.:** **US D948,385 S**

(45) **Date of Patent:** **\*\* Apr. 12, 2022**

(54) **MOTORCYCLE**

(71) Applicant: **Chi Zheng**, Chongqing (CN)

(72) Inventor: **Chi Zheng**, Chongqing (CN)

(\*\*) Term: **15 Years**

(21) Appl. No.: **29/675,892**

(22) Filed: **Jan. 7, 2019**

(51) **LOC (13) Cl.** ..... **12-11**

(52) **U.S. Cl.**  
USPC ..... **D12/112**

(58) **Field of Classification Search**  
USPC ..... D12/107, 108, 110, 111, 112, 113, 114,  
D12/117, 118, 119, 122, 126  
CPC ..... B62K 11/00; B62K 11/02; B62K 11/04;  
B62K 11/06; B62K 11/08; B62K 11/10;  
B62K 11/12; B62K 11/14; B62K 13/00;  
B62K 13/04; B62K 13/08; B62K 5/01;  
B62K 5/02

See application file for complete search history.

(56) **References Cited**

**U.S. PATENT DOCUMENTS**

- 4,351,410 A \* 9/1982 Townsend ..... B62D 9/02  
180/210
- 5,094,313 A \* 3/1992 Mauws ..... B62D 61/08  
180/210
- D344,914 S \* 3/1994 McNutt ..... D12/110
- D348,030 S \* 6/1994 Heathcote ..... D12/110
- D428,363 S \* 7/2000 Sugimoto ..... D12/107
- D485,788 S \* 1/2004 Guay ..... D12/107
- D550,591 S \* 9/2007 Mugikura ..... D12/110
- D598,328 S \* 8/2009 Lambri ..... B62K 5/05  
D12/110
- 7,591,337 B2 \* 9/2009 Suhre ..... B60G 3/20  
180/210
- D668,184 S \* 10/2012 Tashiro ..... D12/107
- D721,300 S \* 1/2015 Li ..... D12/107

- D735,615 S \* 8/2015 Itaya ..... D12/107
- D774,957 S \* 12/2016 Umemoto ..... D12/107
- D810,628 S \* 2/2018 Li ..... D12/107
- 2019/0084638 A1 \* 3/2019 Melcher ..... B62K 11/04

**FOREIGN PATENT DOCUMENTS**

- DE 2707562 A1 \* 9/1977 ..... B62D 37/00

**OTHER PUBLICATIONS**

Youtube, Triciclo invertido T Rex, posted Apr. 13, 2018, [online], [visited Mar. 5, 2021]. Internet, <URL: <https://www.youtube.com/watch?v=vOWAcmwobB8>> (Year: 2018).\*

\* cited by examiner

*Primary Examiner* — Sheryl Lane

*Assistant Examiner* — Samantha N Wood

(74) *Attorney, Agent, or Firm* — W&KIP


(57) **CLAIM**

The ornamental design for a motorcycle, as shown and described.

**DESCRIPTION**

FIG. 1 is a perspective view of a motorcycle showing my new design;  
 FIG. 2 is a front elevational view thereof;  
 FIG. 3 is a top plan view thereof;  
 FIG. 4 is a left side elevational view thereof;  
 FIG. 5 is a rear elevational view thereof;  
 FIG. 6 is a right side view thereof; and,  
 FIG. 7 is a bottom plan view thereof.  
 The broken lines are included for the purpose of illustrating portions of the article and form no part of the claimed design.

**1 Claim, 7 Drawing Sheets**






FIG.1

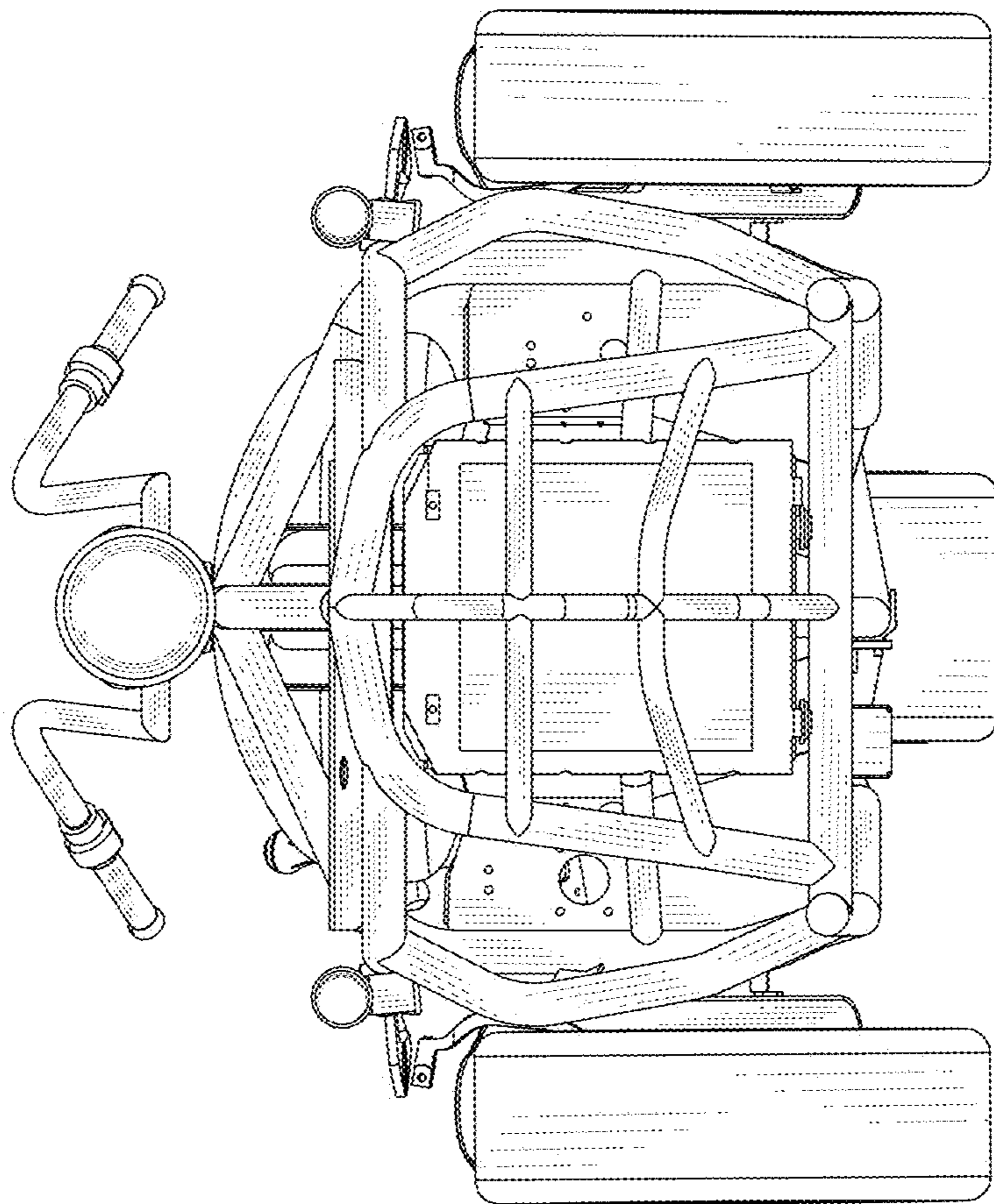


FIG.2

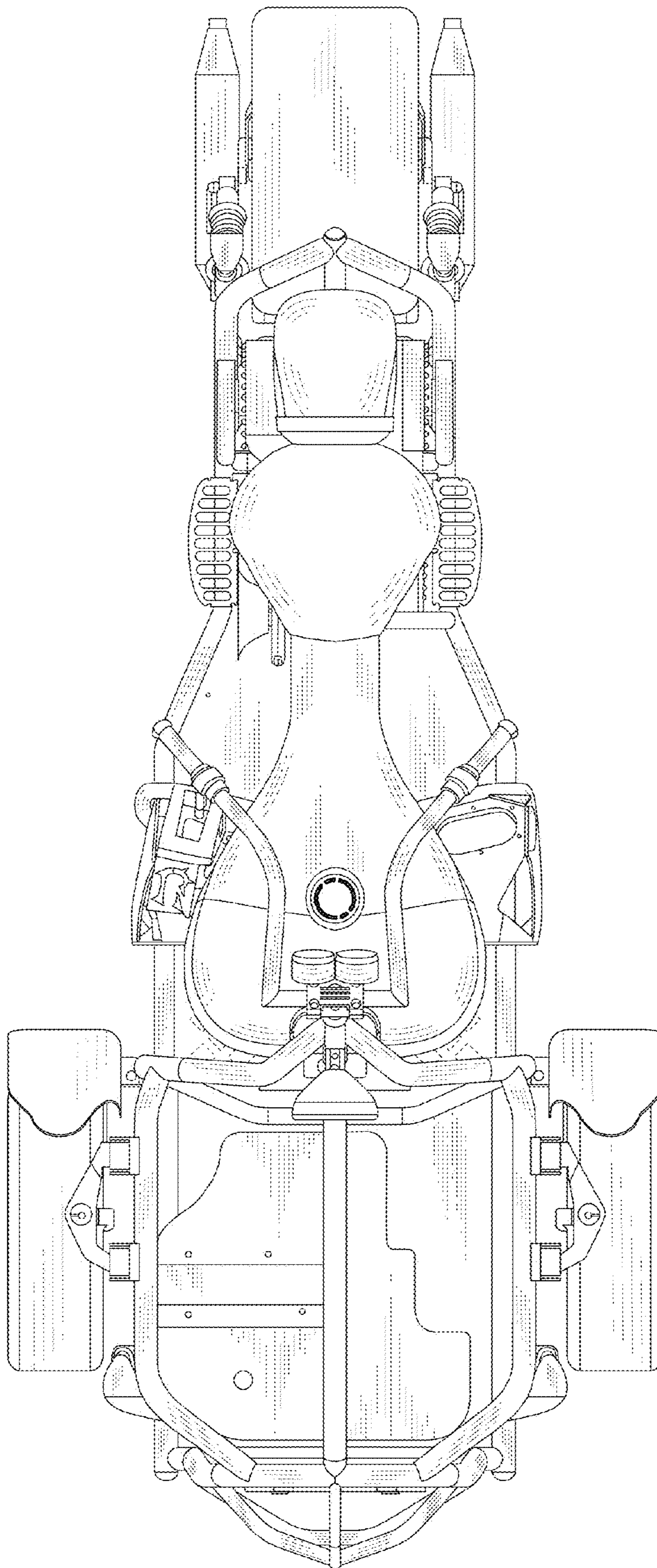


FIG.3

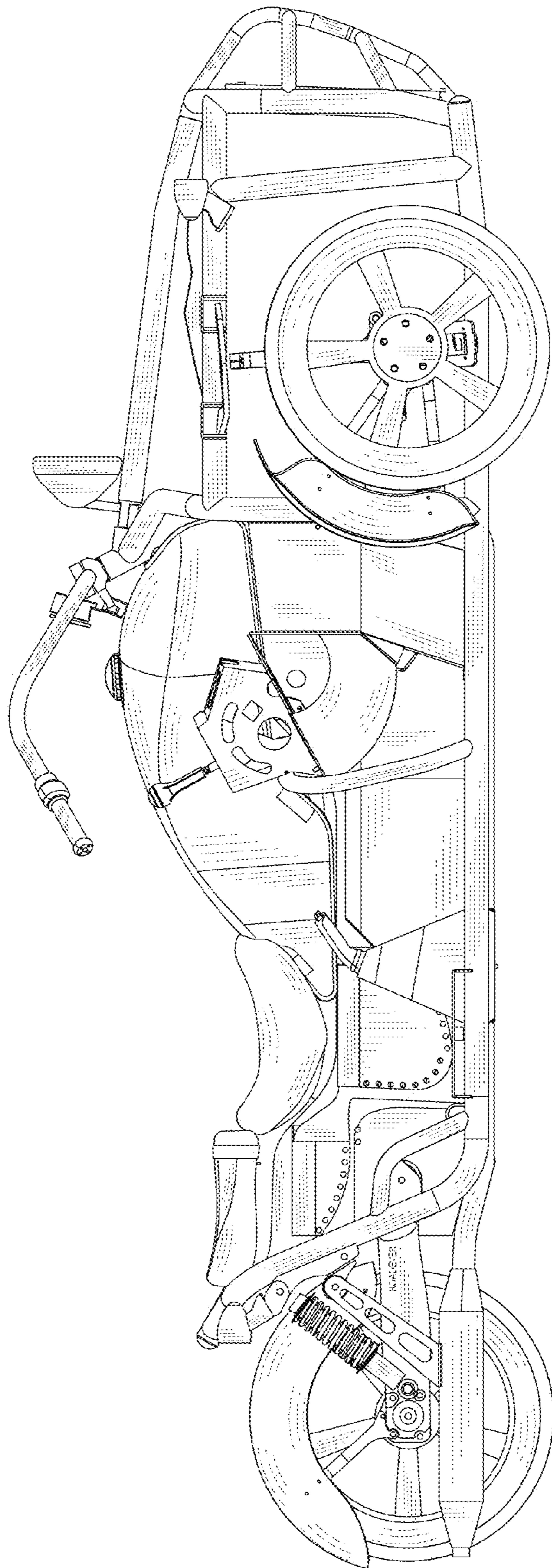


FIG.4

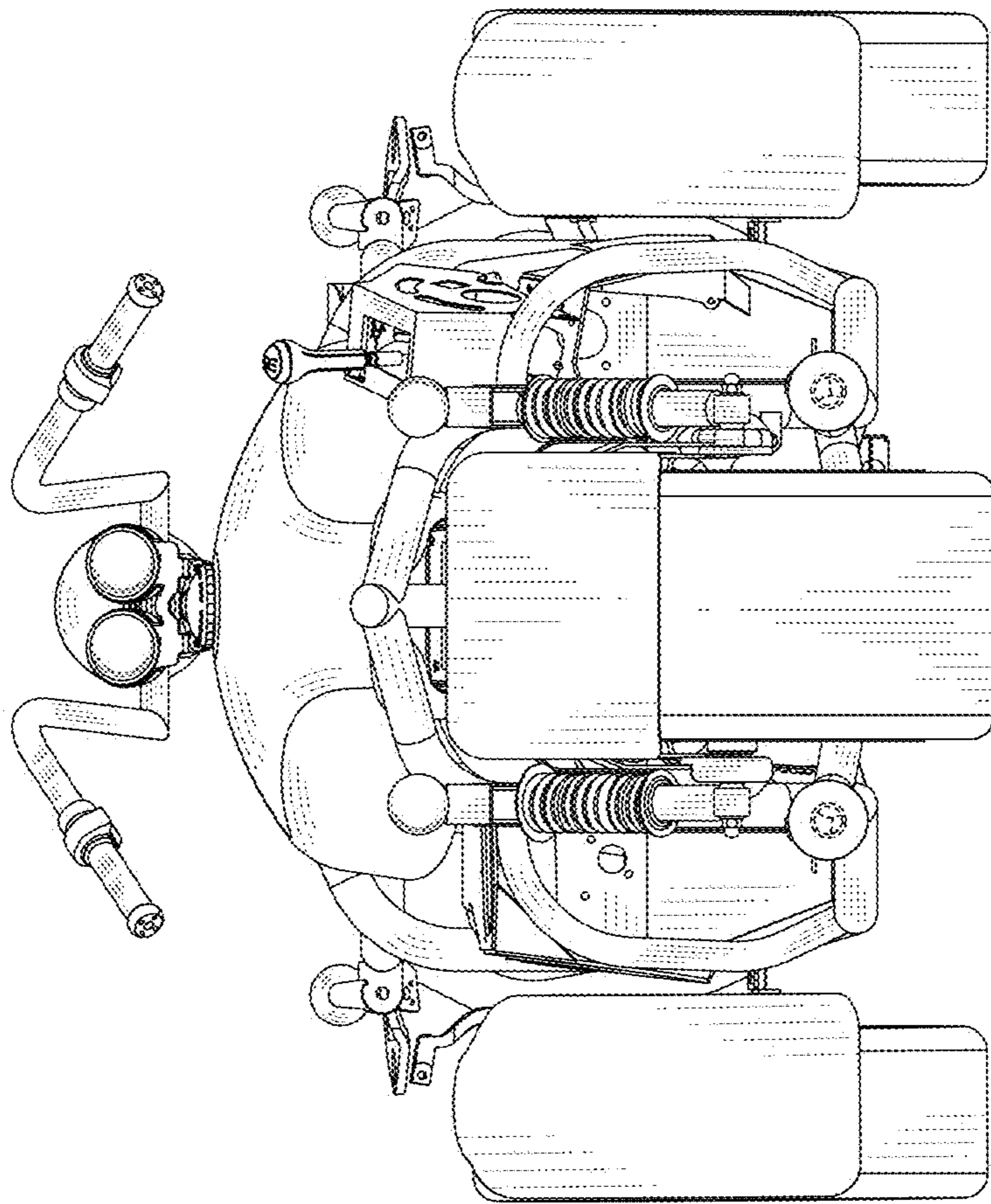


FIG.5

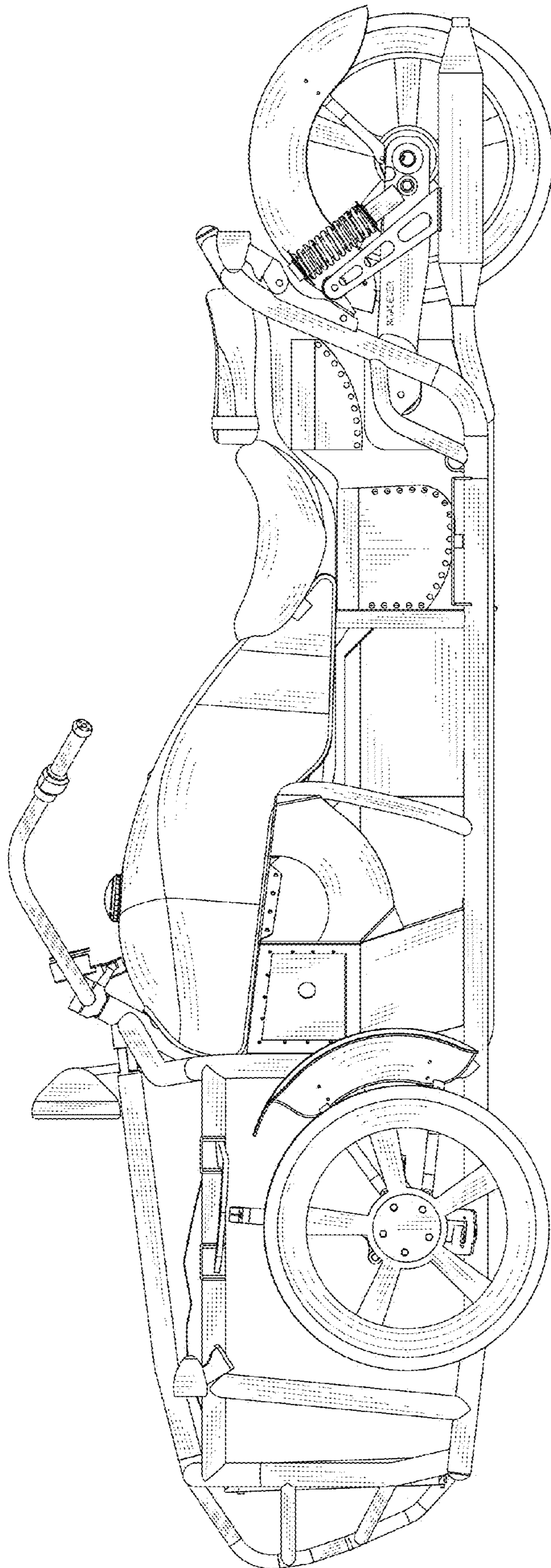


FIG.6

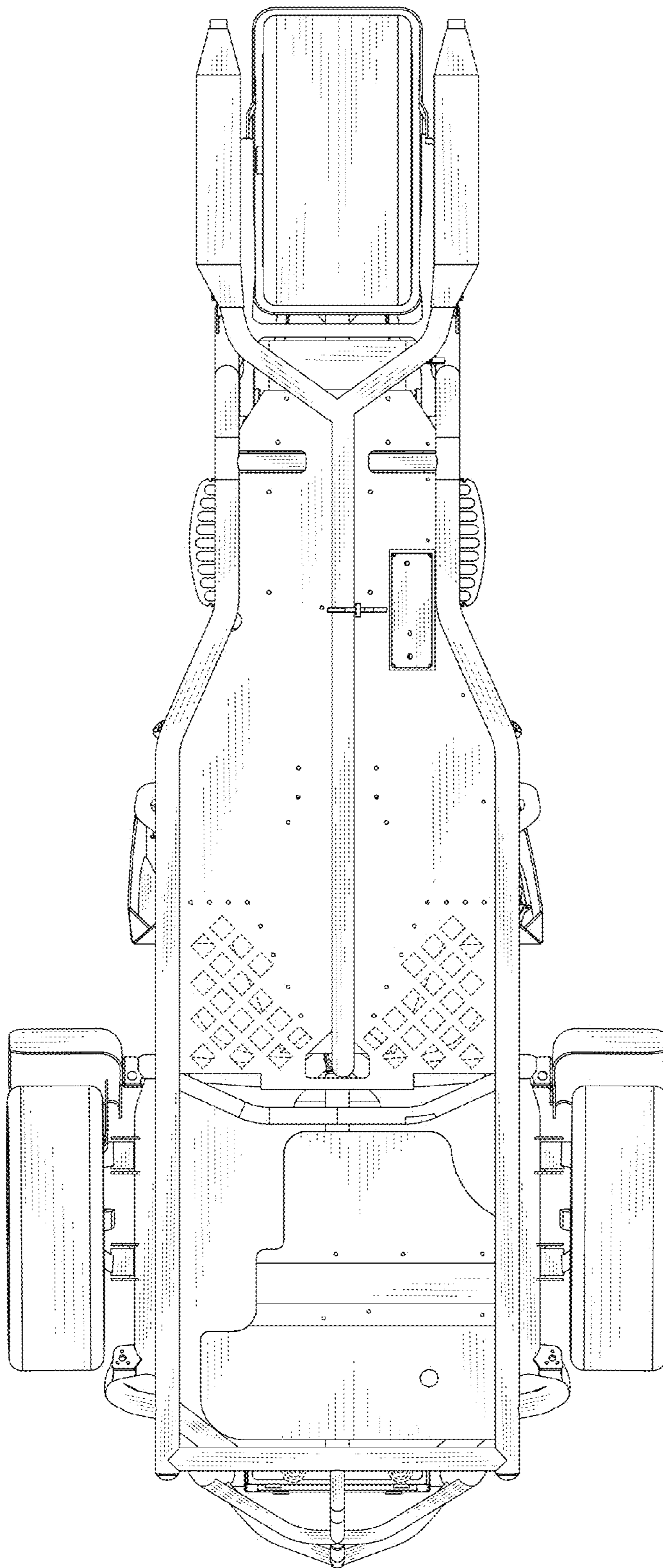


FIG. 7