



US00D948370S

(12) **United States Design Patent** (10) **Patent No.:** **US D948,370 S**
Wahlgren et al. (45) **Date of Patent:** **** *Apr. 12, 2022**

(54) **SIREN**

(71) Applicant: **Axis AB**, Lund (SE)

(72) Inventors: **Theodor Wahlgren**, Lund (SE); **Felix Carlsson**, Lund (SE); **Jonas Sjögren**, Lund (SE); **Sebastian Engwall**, Lund (SE); **Mariano Vozzi**, Lund (SE); **Mathias Walter**, Lund (SE); **Oskar Odén**, Lund (SE)

(73) Assignee: **AXIS AB**, Lund (SE)

(*) Notice: This patent is subject to a terminal disclaimer.

(**) Term: **15 Years**

(21) Appl. No.: **29/740,784**

(22) Filed: **Jul. 7, 2020**

(30) **Foreign Application Priority Data**

Jan. 14, 2020 (EM) 007509583

(51) **LOC (13) Cl.** **10-06**

(52) **U.S. Cl.**
USPC **D10/120**

(58) **Field of Classification Search**
USPC D10/120, 104.1, 106.1, 106.5, 116.1;
D16/203
CPC G10K 7/00; G08B 3/00
See application file for complete search history.

(56) **References Cited**

U.S. PATENT DOCUMENTS

D225,379 S * 12/1972 Gallagher et al. D10/106.5
D249,481 S * 9/1978 Conforti D10/106.5
D261,242 S * 10/1981 Lorist D10/106.1
D476,252 S * 6/2003 Runciman D10/106.5

D577,301 S * 9/2008 Johnson D10/106.1
D641,645 S * 7/2011 Suzuki D10/106.5
D694,306 S * 11/2013 Katori D16/203
D729,859 S * 5/2015 Shin D16/203
D749,660 S * 2/2016 Yu D16/203
D751,621 S * 3/2016 Katori D16/203
D752,674 S * 3/2016 Katori D16/203
D796,566 S * 9/2017 Bingleman D16/203
D796,567 S * 9/2017 Bingleman D16/203
10,223,885 B2 * 3/2019 Larsson H04N 5/332
D866,636 S * 11/2019 Walter D16/203
D879,635 S * 3/2020 Højmosé D10/104.1

FOREIGN PATENT DOCUMENTS

EM 001343578 9/2012
EM 004529626 12/2017
EM 006620860 7/2019

* cited by examiner

Primary Examiner — George D. Kirschbaum

Assistant Examiner — Lillian Windham

(74) *Attorney, Agent, or Firm* — Tucker Ellis LLP

(57) **CLAIM**

The ornamental design for a siren, as shown and described.

DESCRIPTION

FIG. 1 is a front, top, right side perspective view of a first embodiment of a siren showing our new design;
FIG. 2 is a front view thereof;
FIG. 3 is a rear view thereof;
FIG. 4 is a top view thereof;
FIG. 5 is a bottom view thereof;
FIG. 6 is a right side view thereof; and,
FIG. 7 is a left side view thereof.
The broken lines, and the subject matter disclosed inside the broken lines, illustrate portions of the siren that form no part of the claimed design.

1 Claim, 5 Drawing Sheets







FIG. 1



FIG. 2




FIG. 3




FIG. 4




FIG. 5




FIG. 6




FIG. 7