



US00D948356S

(12) **United States Design Patent**
Singh et al.

(10) **Patent No.:** **US D948,356 S**
(45) **Date of Patent:** **** Apr. 12, 2022**

(54) **THERMOMETER PROBE**

FOREIGN PATENT DOCUMENTS

(71) Applicant: **Kinsa, Inc.**, San Francisco, CA (US)
(72) Inventors: **Inder Singh**, San Francisco, CA (US);
David Gal, San Francisco, CA (US)
(73) Assignee: **KINSA, INC.**, San Francisco, CA (US)
(**) Term: **15 Years**

CN 304139240 5/2017

* cited by examiner

Primary Examiner — Antoine Duval Davis

(74) *Attorney, Agent, or Firm* — Leason Ellis LLP

(21) Appl. No.: **29/731,200**

(57) **CLAIM**

(22) Filed: **Apr. 13, 2020**

The ornamental design for thermometer probe, as shown and described.

Related U.S. Application Data

(62) Division of application No. 29/667,452, filed on Oct. 22, 2018, now Pat. No. Des. 883,819.

(51) **LOC (13) Cl.** **10-04**

(52) **U.S. Cl.**
USPC **D10/60**

(58) **Field of Classification Search**
USPC D10/60
CPC G01K 1/083; G01K 1/18; G01K 13/002
See application file for complete search history.

DESCRIPTION

FIG. 1 is a perspective view of a thermometer probe showing a first image in a fourth embodiment of the claimed design;

FIG. 2 is another perspective view thereof;

FIG. 3 is a front view thereof;

FIG. 4 is a side view thereof;

FIG. 5 is a top view thereof; and,

FIG. 6 is a bottom view thereof.

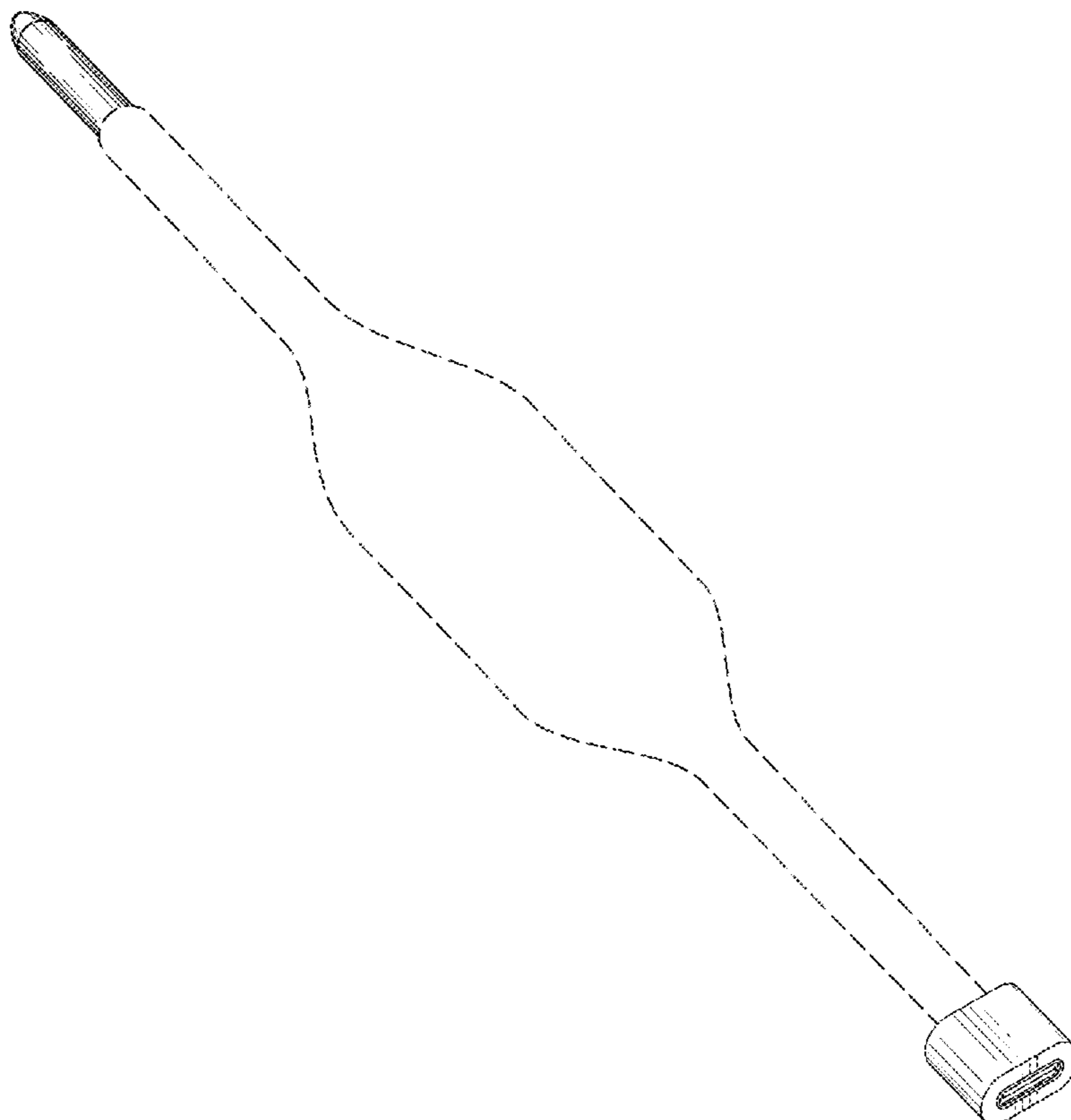
The broken lines of FIGS. 1-6 are for illustrative purposes only and form no part of the claimed design.

(56) **References Cited**

U.S. PATENT DOCUMENTS

D724,450 S 3/2015 Singh
D743,817 S 11/2015 Singh
D883,819 S * 5/2020 Singh D10/60

1 Claim, 5 Drawing Sheets



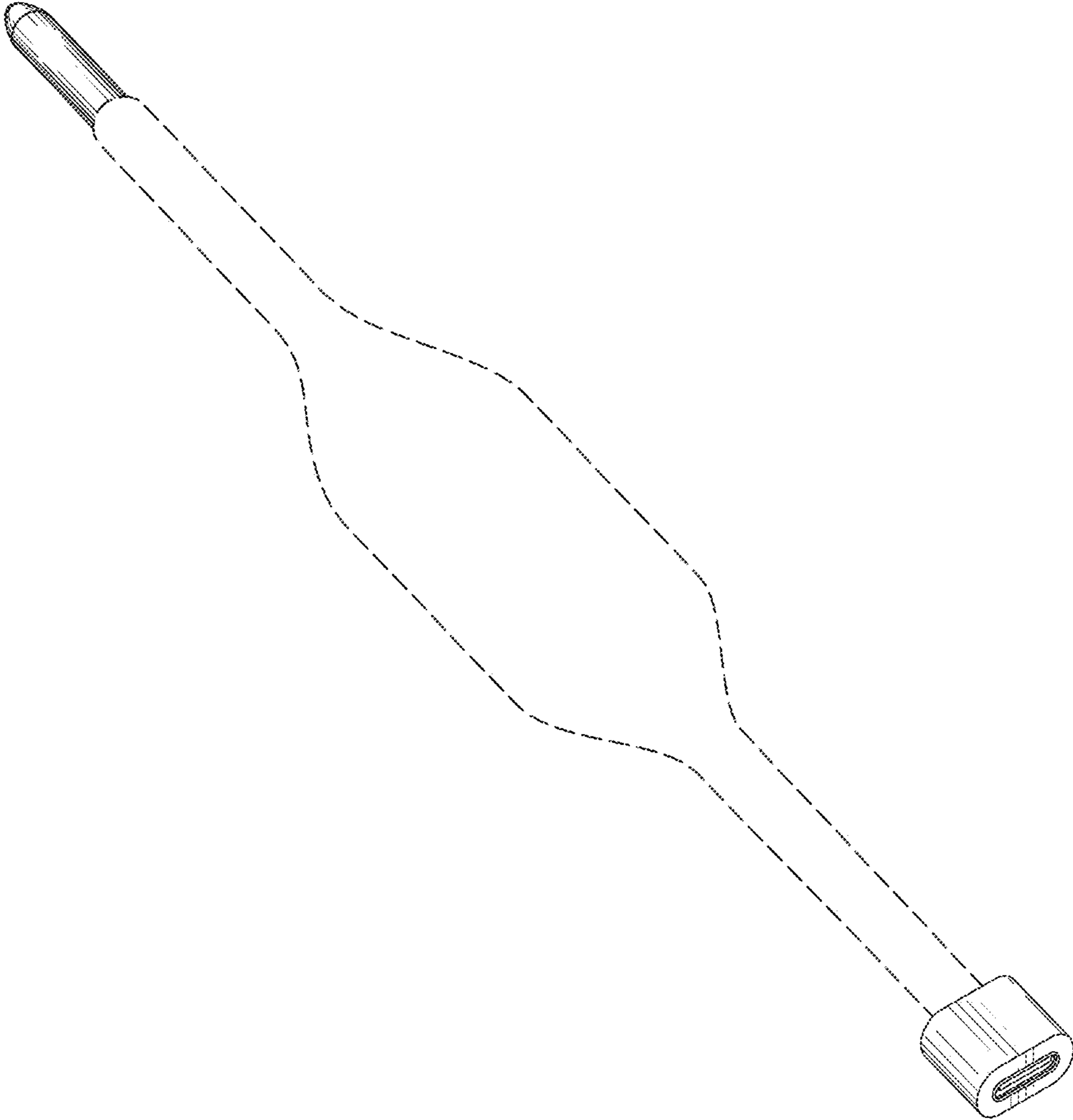


Fig. 1

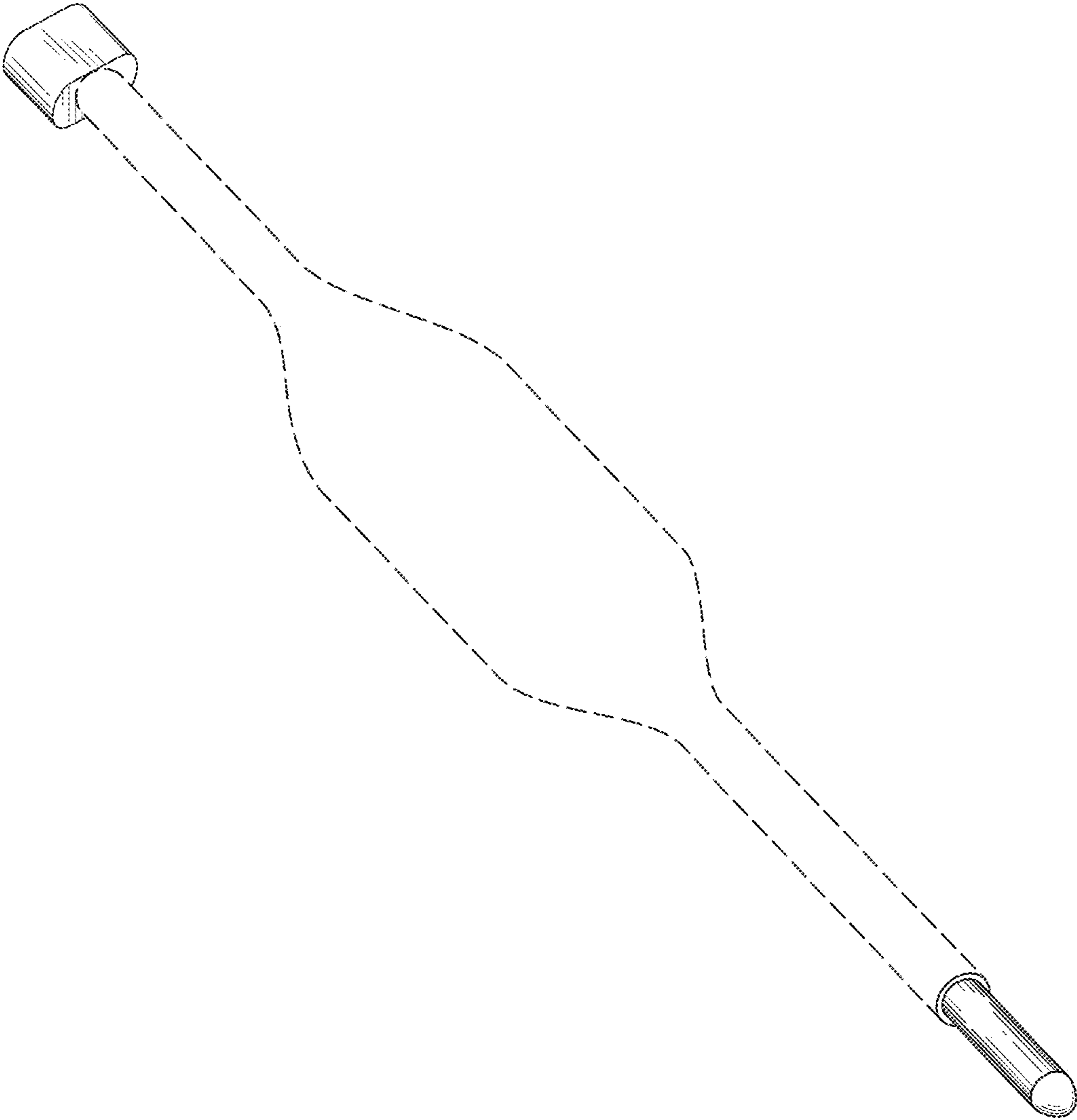


Fig. 2



Fig. 3



Fig. 4

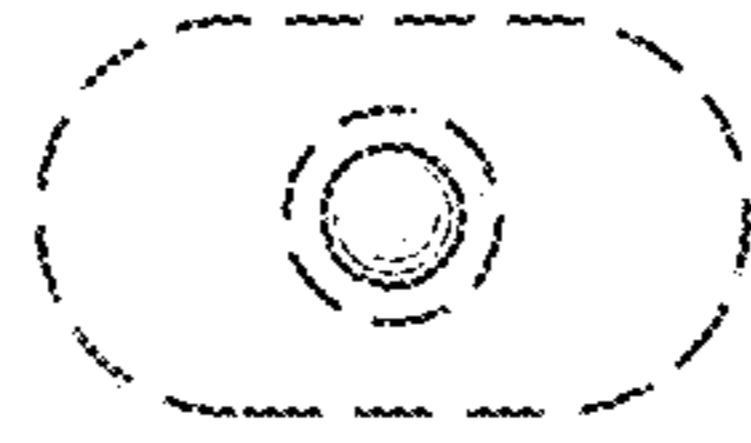


Fig. 5

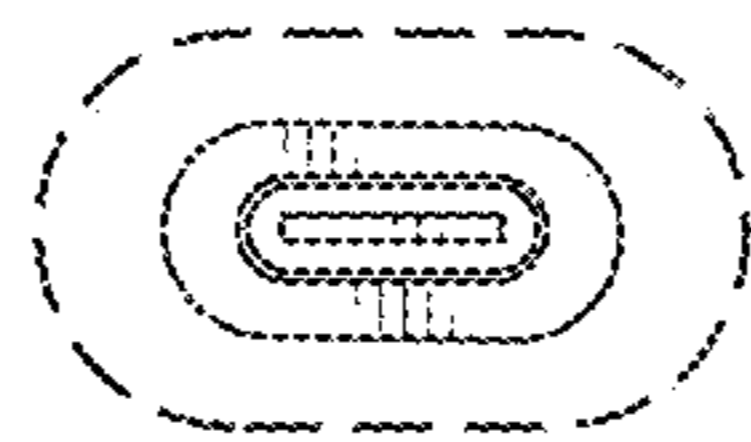


Fig. 6