



US00D948324S

(12) **United States Design Patent** (10) **Patent No.:** **US D948,324 S**
Lahens (45) **Date of Patent:** **** Apr. 12, 2022**

(54) **CLIP**
(71) Applicant: **O2COOL, LLC**, Chicago, IL (US)
(72) Inventor: **Luis Lahens**, Boca Raton, FL (US)
(73) Assignee: **O2COOL, LLC**, Chicago, IL (US)
(**) Term: **15 Years**
(21) Appl. No.: **29/728,269**
(22) Filed: **Mar. 17, 2020**
(51) **LOC (13) Cl.** **08-08**
(52) **U.S. Cl.**
USPC **D8/395**
(58) **Field of Classification Search**
USPC D8/395, 96; D11/214, 215; D21/600
CPC A41B 3/08; A41F 15/02; F16B 19/1081;
G09F 3/14; B42F 1/006; B42F 1/08;
B42F 9/001; A47F 7/02; A63B 60/62;
A63B 57/20; A63B 55/406; A63B 55/00
See application file for complete search history.

(56) **References Cited**
U.S. PATENT DOCUMENTS
D283,412 S * 4/1986 Carbajales Santa-Eulalia
D11/159
D493,249 S * 7/2004 Sehl D26/98
D787,926 S * 5/2017 Cramer D8/394
D788,575 S * 6/2017 Kim D8/395
D831,273 S * 10/2018 Sze D28/40
D832,693 S * 11/2018 Ksiazek D8/395
D837,642 S * 1/2019 Ksiazek D8/395
D857,489 S * 8/2019 Rebot D8/395
D859,506 S * 9/2019 Huang D16/237
D862,171 S * 10/2019 Bullo D7/504
D864,703 S * 10/2019 Arlidge D8/395
D873,126 S * 1/2020 Tang D8/395
D876,212 S * 2/2020 Waldman A61H 7/001
D8/395
D880,240 S * 4/2020 Kushner D7/504
D881,684 S * 4/2020 Yoshikawa D8/395

D883,398 S * 5/2020 Zhang D21/439
D891,238 S * 7/2020 Kassin D8/395
D902,705 S * 11/2020 Kwon D8/395
D924,674 S * 7/2021 Mangano D8/395
D933,304 S * 10/2021 Dublin D29/102
(Continued)

FOREIGN PATENT DOCUMENTS

GB 6073775 * 10/2019
GB 6073780 * 10/2019

OTHER PUBLICATIONS

O2COOL Boca Beach Towel Clips/Unicorn , amazon.com, [online],
[site visited Nov. 29, 2021], Available from internet URL: https://www.amazon.com/O2COOL-Boca-Beach-Clips-1-Unicorn/product-reviews/B083VLBKDB/ref=cm_cr_dp_d_show_all_btm (Year: 2020).*

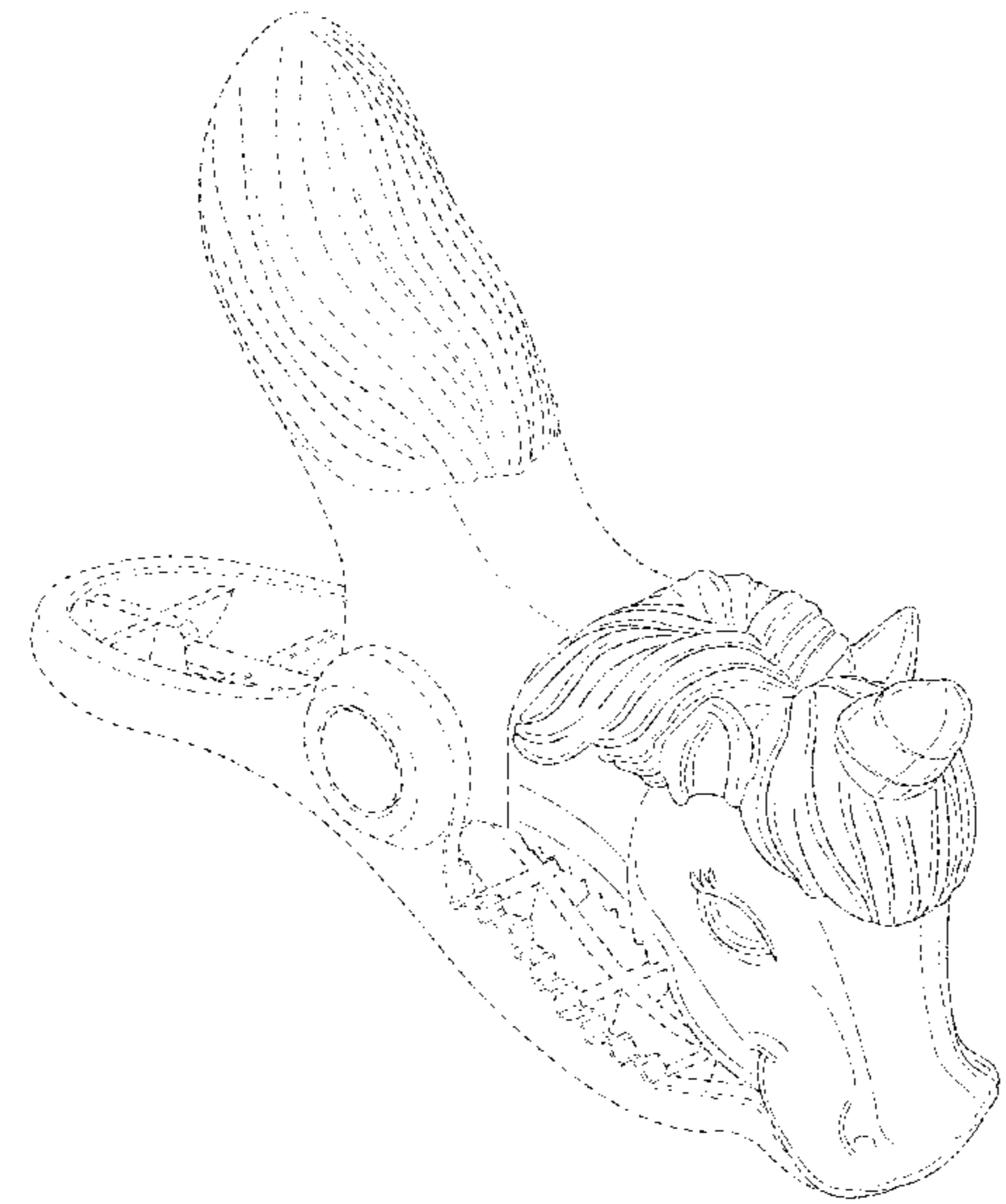
Primary Examiner — Philip S Hyder
Assistant Examiner — Rozita Mozaffarian
(74) *Attorney, Agent, or Firm* — Thompson Coburn LLP

(57) **CLAIM**
The ornamental design for a clip, as shown and described.

DESCRIPTION

FIG. 1 is a first perspective view of the clip showing my new design;
FIG. 2 is a right side view thereof;
FIG. 3 is a left side view thereof;
FIG. 4 is a front view thereof;
FIG. 5 is a rear view thereof;
FIG. 6 is a top view thereof;
FIG. 7 is a bottom view thereof; and,
FIG. 8 is a second perspective view thereof.
The dash-dot-dash broken lines immediately adjacent the shaded areas represent the bounds of the claimed design while all other broken lines are directed to environment. The broken lines form no part of the claimed design.

1 Claim, 8 Drawing Sheets



(56)

References Cited

U.S. PATENT DOCUMENTS

D936,471 S * 11/2021 Kassin D8/395

* cited by examiner

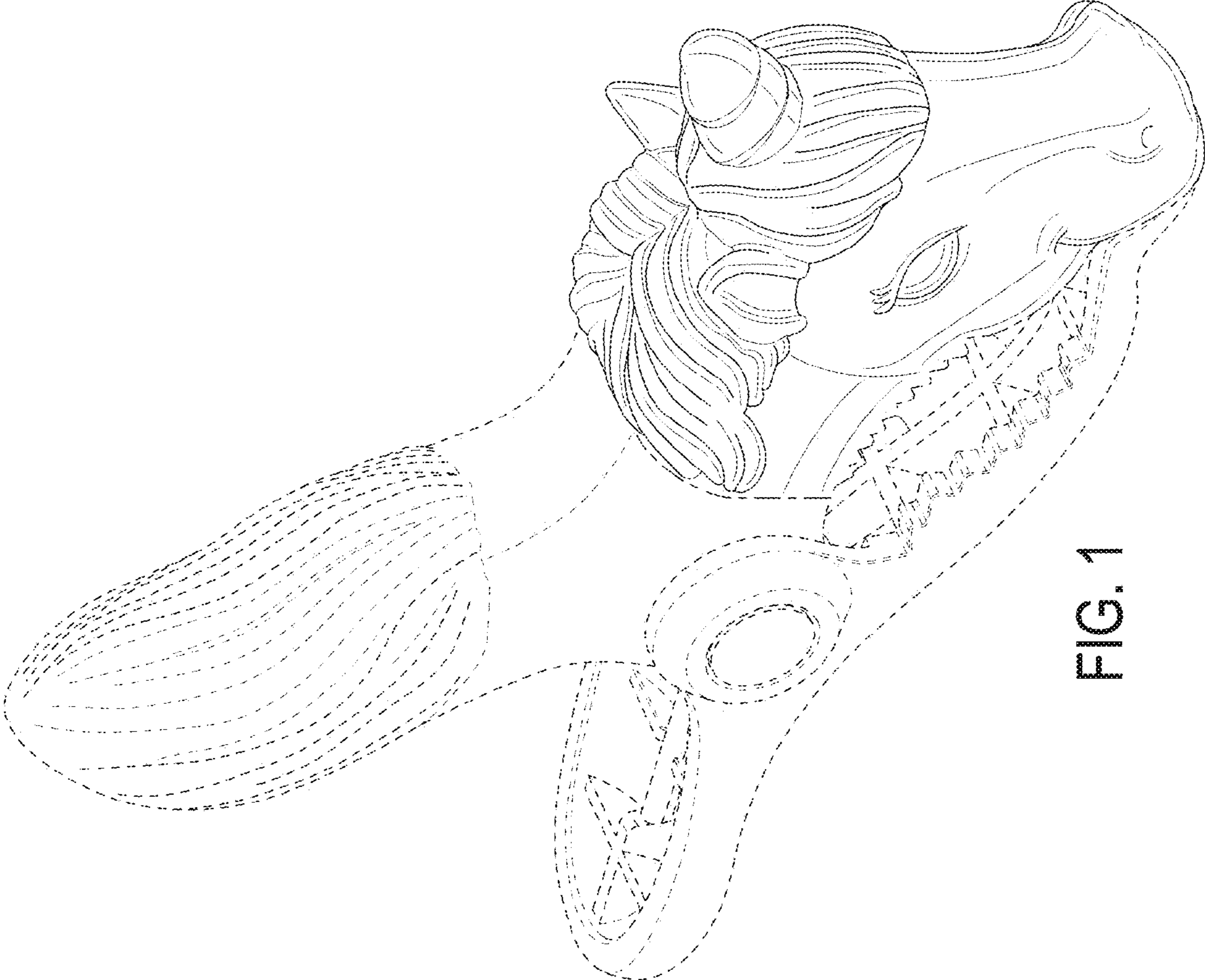


FIG. 1

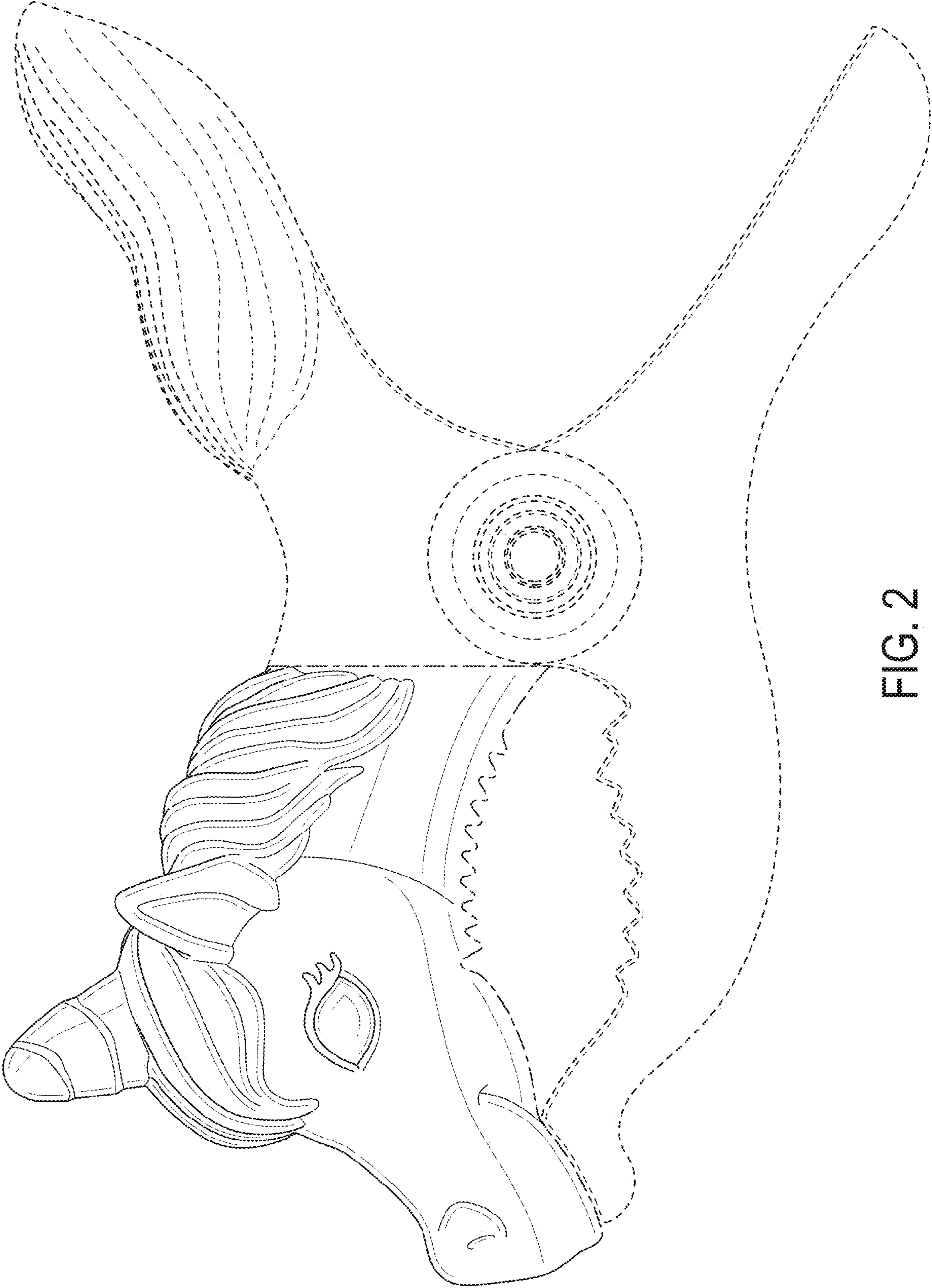


FIG. 2

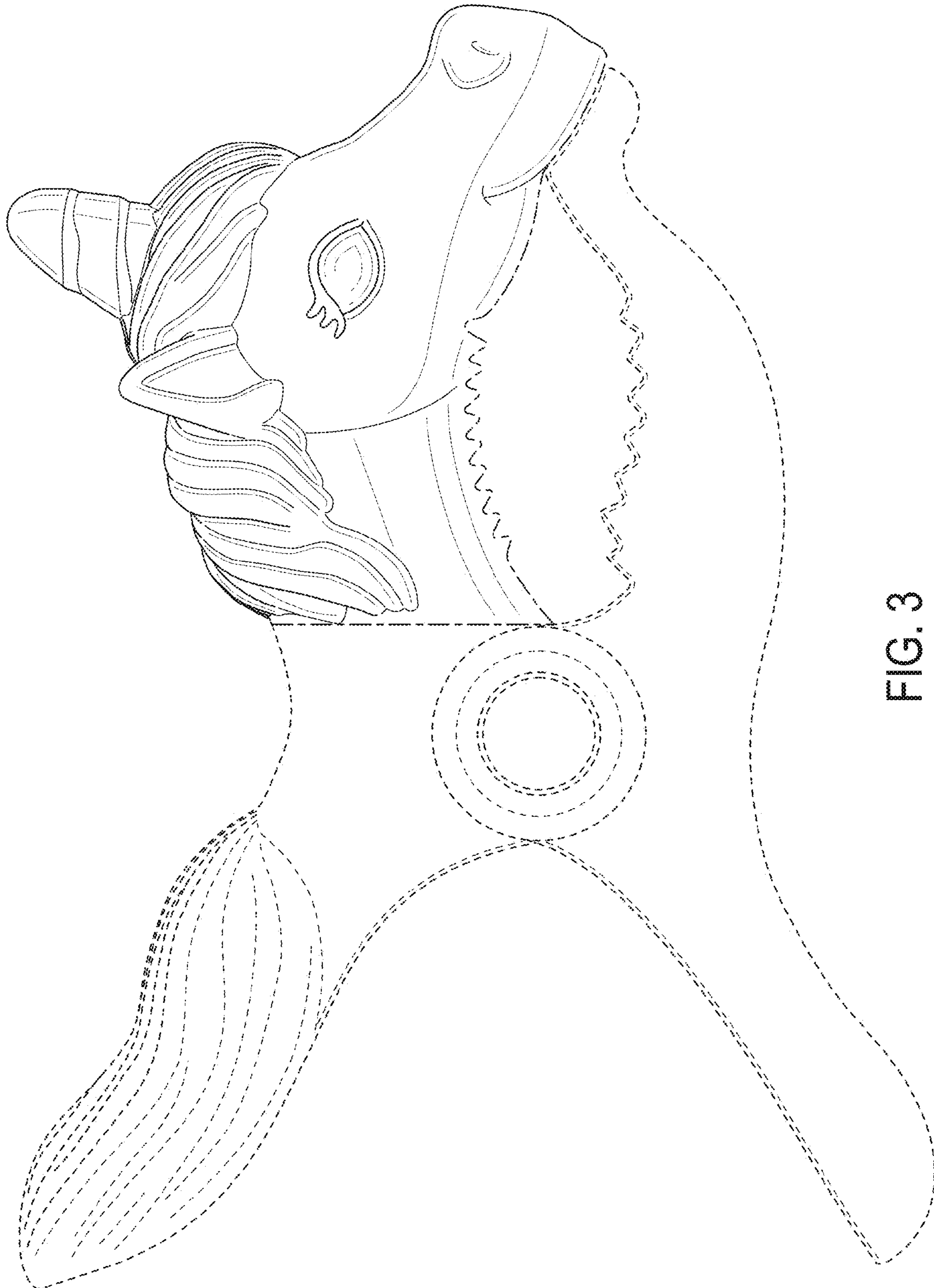


FIG. 3

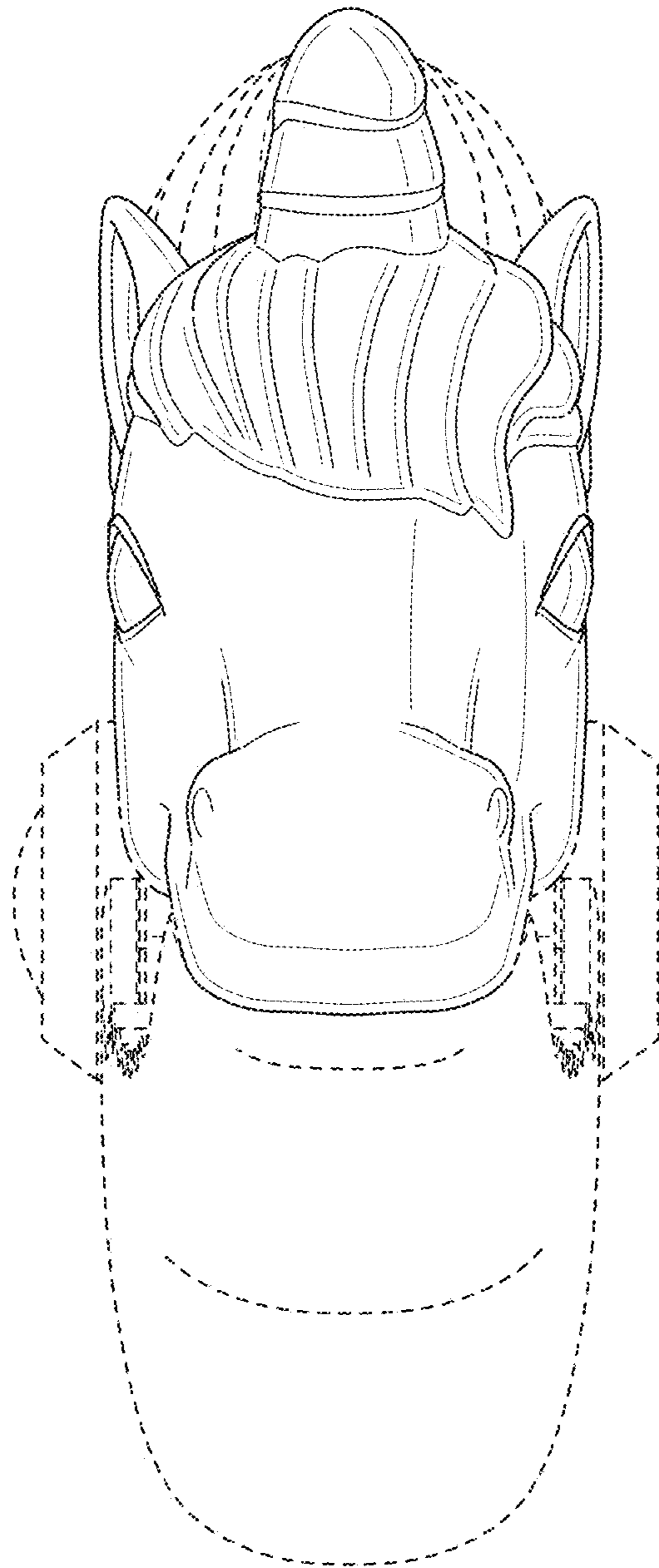


FIG. 4

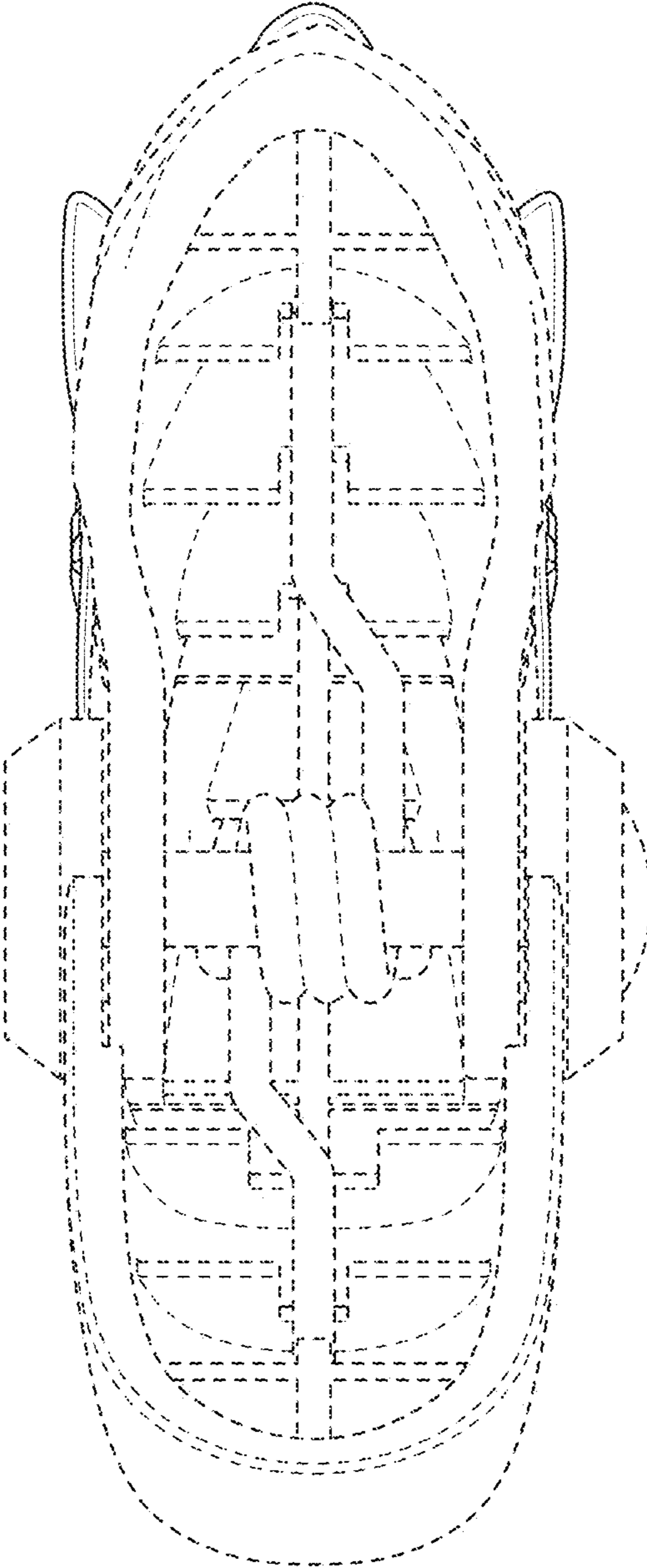


FIG. 5

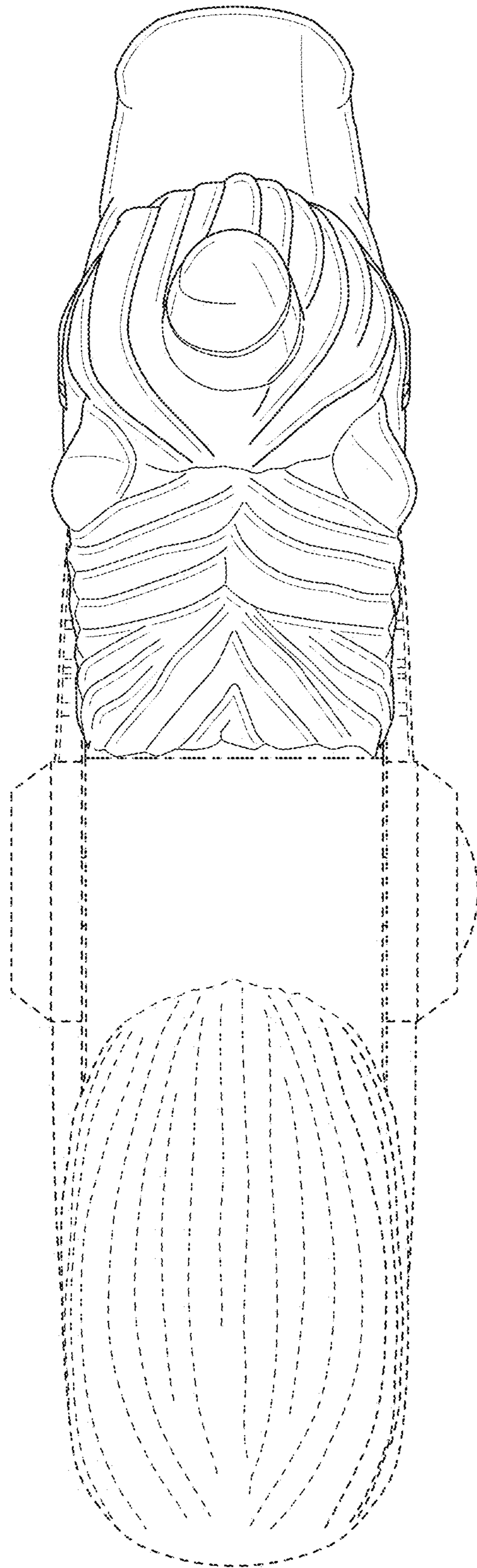


FIG. 6

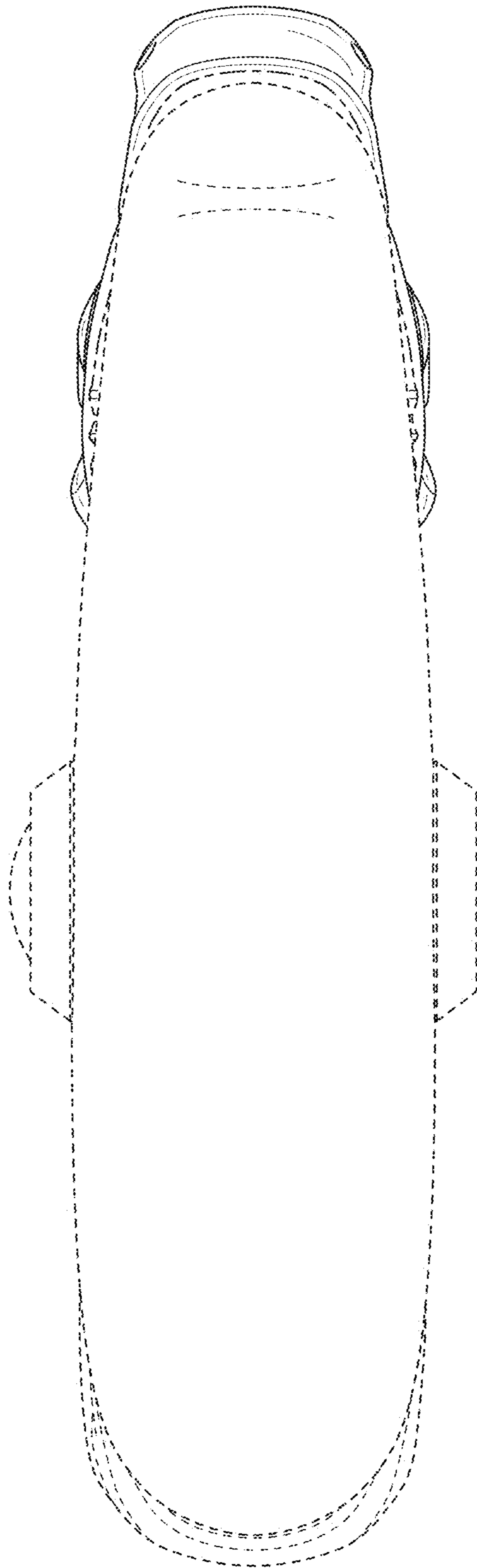


FIG. 7




FIG. 8