



US00D948323S

(12) **United States Design Patent** (10) **Patent No.:** **US D948,323 S**
Van Haaster (45) **Date of Patent:** **** Apr. 12, 2022**

(54) **RIDGE-SHANK NAIL**
(71) Applicant: **Martin Van Haaster**, New Hampton, NY (US)
(72) Inventor: **Martin Van Haaster**, New Hampton, NY (US)
(**) Term: **15 Years**
(21) Appl. No.: **29/712,491**
(22) Filed: **Nov. 8, 2019**
(51) **LOC (13) Cl.** **08-08**
(52) **U.S. Cl.**
USPC **D8/391**
(58) **Field of Classification Search**
USPC D8/391, 393, 388, 387, 384
CPC F16B 15/00; F16B 13/02; F16B 15/02;
F16B 15/04; F16B 15/06; F16B 15/08;
Y10S 411/923
See application file for complete search history.

(56) **References Cited**

U.S. PATENT DOCUMENTS

1,933,317 A * 10/1933 Curtis F16B 15/06
411/451.3
2,014,746 A * 9/1935 Robergel B21G 3/005
470/34
3,096,680 A * 7/1963 Dudgeon F16B 15/02
411/480
4,637,768 A * 1/1987 Rabe F16B 15/00
411/452
D296,188 S * 6/1988 Herzog D8/387
4,781,508 A * 11/1988 Schroeder E04B 1/7629
411/452
4,973,211 A * 11/1990 Potucek F16B 15/06
411/452
4,979,859 A * 12/1990 Castleberry A47G 27/0462
16/16
D346,190 S * 4/1994 Folker D21/718
5,588,788 A * 12/1996 Dominguez F16B 15/02
411/482

D386,652 S * 11/1997 Rimback D8/1
5,755,545 A * 5/1998 Banks F16B 15/02
411/482
D418,400 S * 1/2000 Juska D8/391
6,511,252 B1 * 1/2003 Andros F16B 15/06
403/283
D564,345 S * 3/2008 Prada D8/391
D572,323 S * 7/2008 Merullo D21/718
D624,810 S * 10/2010 Vosbikian D8/391
D716,644 S * 11/2014 Daniels D8/391

(Continued)

FOREIGN PATENT DOCUMENTS

CN 303975677 * 12/2016
CN 303975678 * 12/2016
CN 3180581 * 3/2021

Primary Examiner — Sandra Snapp
Assistant Examiner — Ieisha N Price
(74) *Attorney, Agent, or Firm* — Cooley LLP

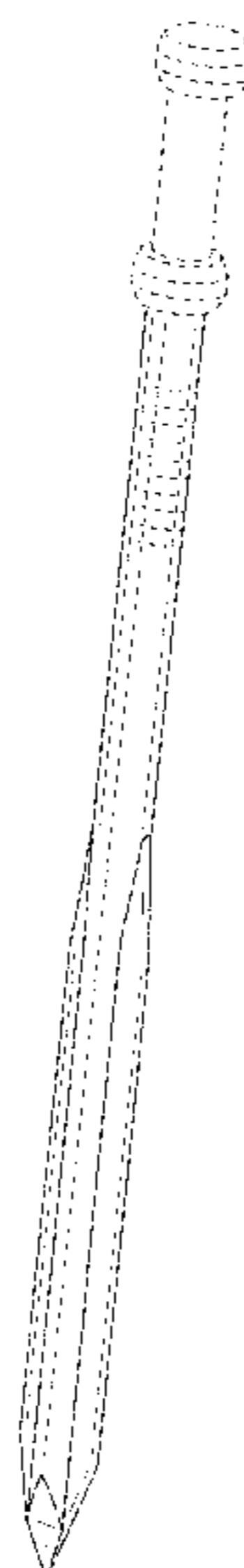
(57) **CLAIM**

The ornamental design for a ridge-shank nail, as shown and described.

DESCRIPTION

FIG. 1 is a perspective view of the ridge-shank nail;
FIG. 2 is a front view thereof;
FIG. 3 is a back view thereof;
FIG. 4 is a left side view thereof;
FIG. 5 is a right side view thereof;
FIG. 6 is a top view thereof;
FIG. 7 is a bottom view thereof; and,
FIG. 8 is an enlarged bottom view thereof.
The broken lines immediately adjacent the shaded areas represent the bounds of the claimed design while all other broken lines are directed to environment and are for illustrative purposes only; the broken lines form no part of the claimed design.

1 Claim, 6 Drawing Sheets



(56)

References Cited

U.S. PATENT DOCUMENTS

| | | | | | |
|--------------|------|--------|----------|-------|--------------|
| D720,611 | S * | 1/2015 | Hewitt | | D8/388 |
| 9,080,587 | B1 * | 7/2015 | Smith | | F16B 15/06 |
| D843,201 | S * | 3/2019 | Morey | | D8/391 |
| D856,788 | S * | 8/2019 | Morey | | D8/391 |
| 2004/0136811 | A1 * | 7/2004 | Tarlton | | F16B 15/00 |
| | | | | | 411/451.4 |
| 2007/0160442 | A1 * | 7/2007 | Reynolds | | F16B 15/06 |
| | | | | | 411/451.1 |
| 2010/0212244 | A1 * | 8/2010 | Yu | | E04F 13/045 |
| | | | | | 52/363 |
| 2013/0108396 | A1 * | 5/2013 | Hung | | F16B 15/00 |
| | | | | | 411/451.1 |
| 2015/0071734 | A1 * | 3/2015 | Vallejo | | F16B 15/06 |
| | | | | | 411/491 |
| 2017/0058520 | A1 * | 3/2017 | Keith | | F16B 25/0015 |

* cited by examiner

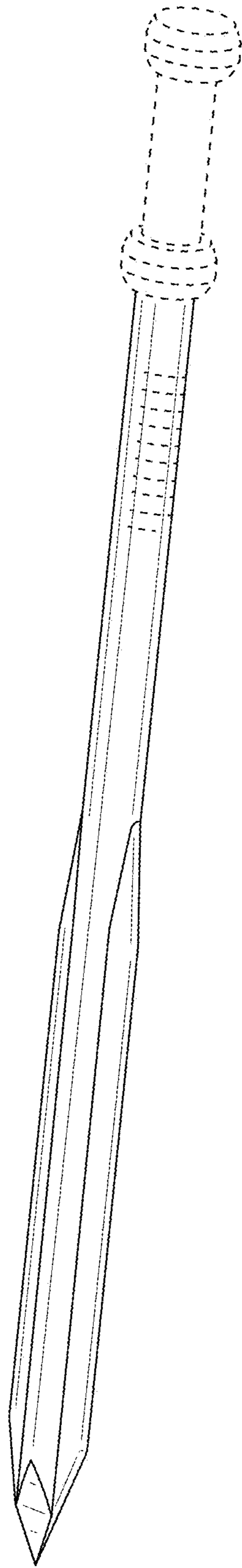


FIG. 1

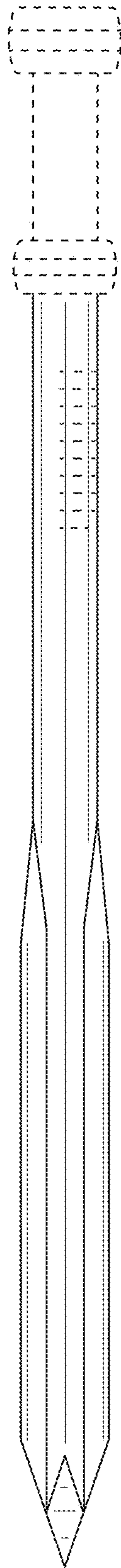


FIG. 2

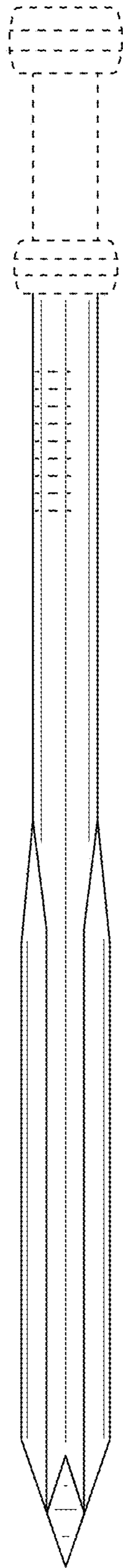


FIG. 3

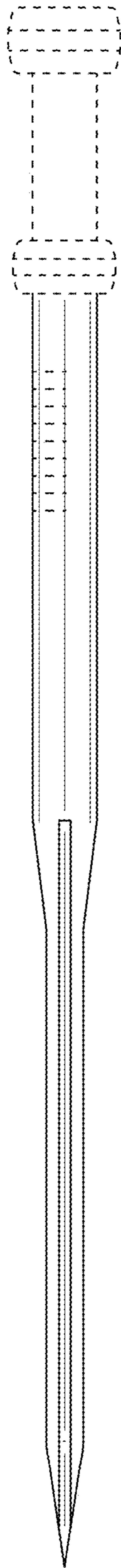


FIG. 4

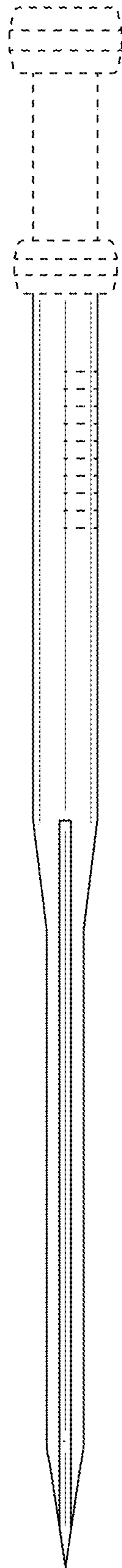


FIG. 5

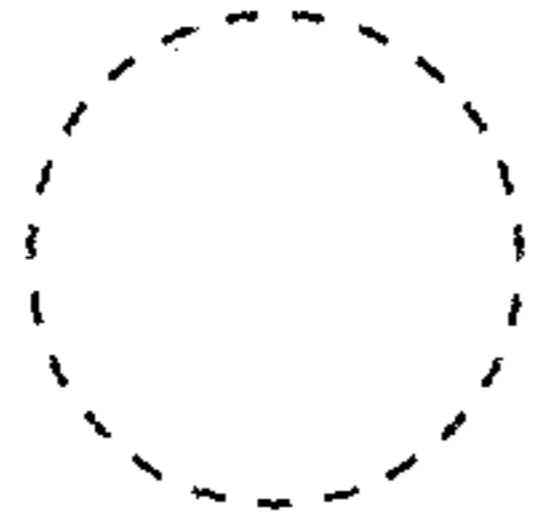


FIG. 6

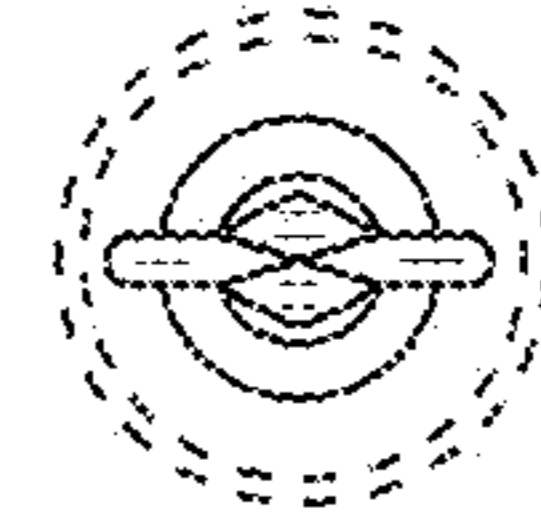


FIG. 7

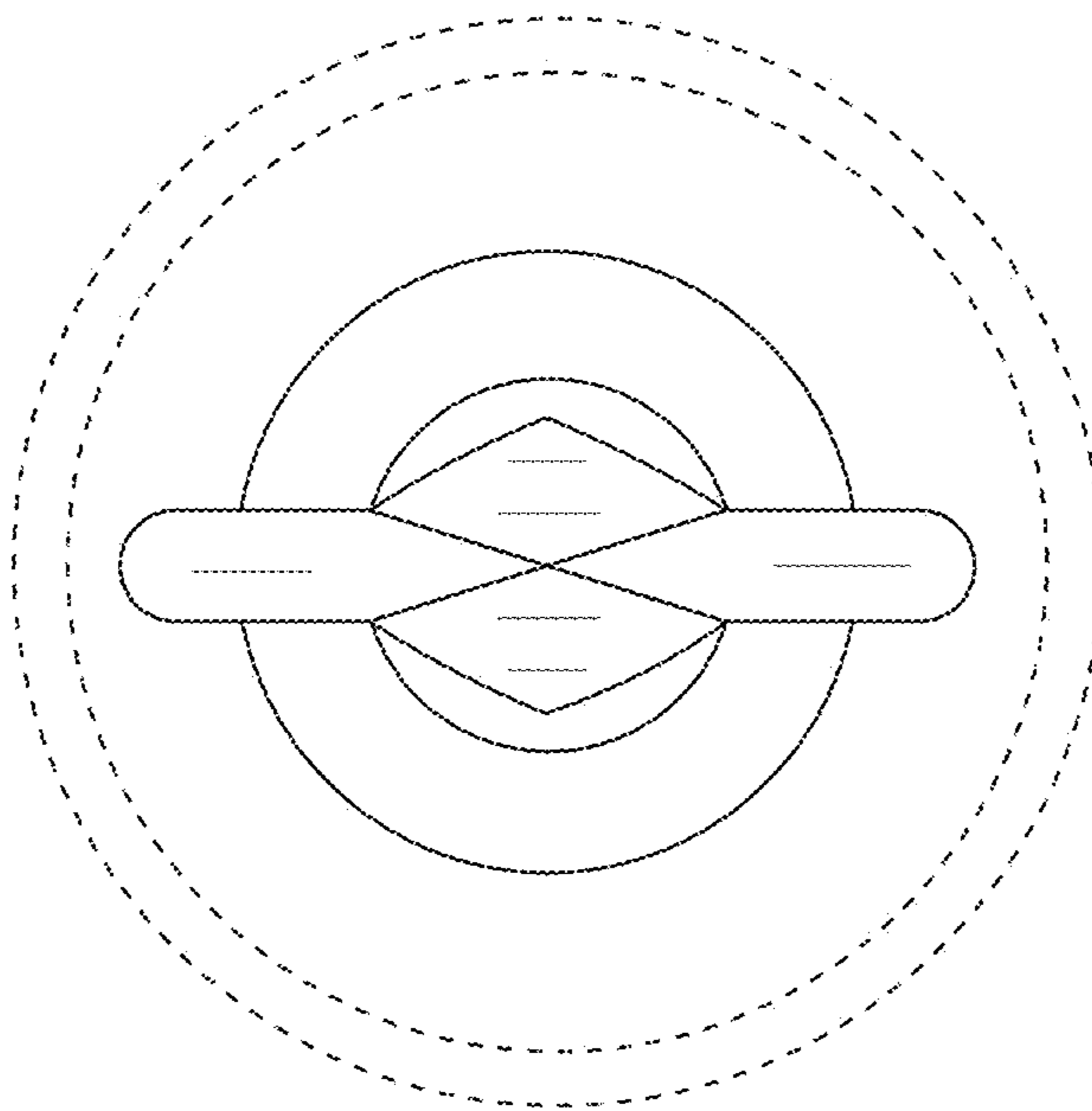


FIG. 8