



US00D948319S

(12) **United States Design Patent**  
**Zeng**

(10) **Patent No.:** **US D948,319 S**

(45) **Date of Patent:** **\*\* Apr. 12, 2022**

(54) **HOOK**  
(71) Applicant: **Xiaofang Zeng**, Dongguan (CN)  
(72) Inventor: **Xiaofang Zeng**, Dongguan (CN)  
(\*\*) Term: **15 Years**

(21) Appl. No.: **29/783,870**

(22) Filed: **May 16, 2021**

(51) **LOC (13) Cl.** ..... **08-05**

(52) **U.S. Cl.**  
USPC ..... **D8/367**

(58) **Field of Classification Search**  
USPC ..... D8/367, 354, 349, 373, 371, 393, 387;  
248/301-304, 339  
CPC ..... A47G 1/00; A47G 25/00  
See application file for complete search history.

(56) **References Cited**

**U.S. PATENT DOCUMENTS**

D235,849 S \* 7/1975 Hagelberg ..... D8/392  
4,025,014 A \* 5/1977 Larson ..... E05B 73/0005  
248/552

7,077,612 B1 \* 7/2006 Diggle, III ..... F16B 35/06  
248/303  
D557,591 S \* 12/2007 Mackey ..... D8/367  
D565,398 S \* 4/2008 Pontaoe ..... D8/367  
D611,803 S \* 3/2010 Lien ..... D8/387  
D733,545 S \* 7/2015 Charette ..... D8/387  
D801,787 S 11/2017 Pan et al.  
D817,747 S 5/2018 Dockery et al.  
D893,984 S \* 8/2020 Rateliff ..... D8/367  
D917,266 S \* 4/2021 Winnie ..... D8/367  
D926,558 S \* 8/2021 Zeng ..... D8/367

\* cited by examiner

*Primary Examiner* — Cynthia R Underwood

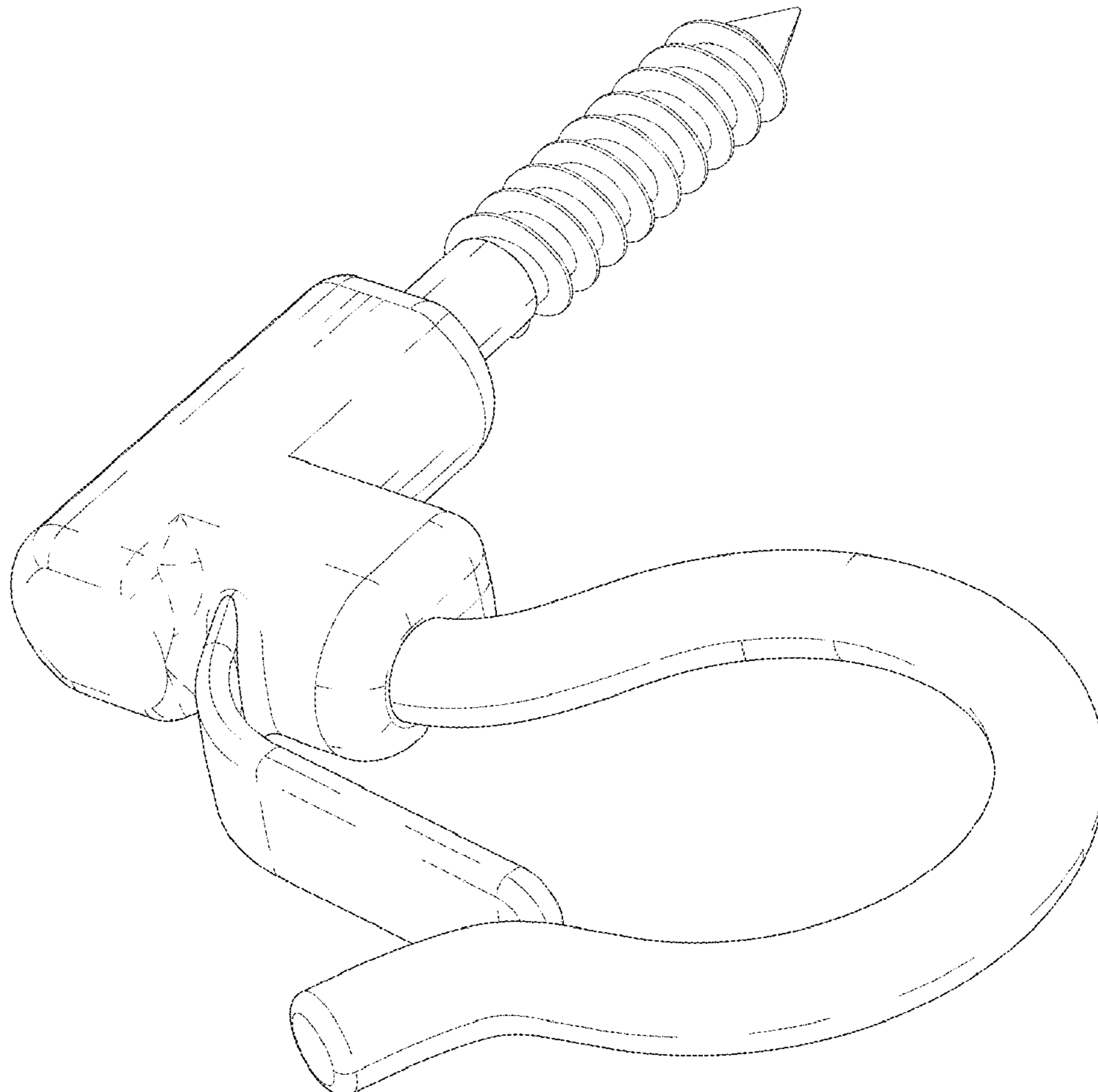
(57) **CLAIM**

The ornamental design for a hook, as shown and described.

**DESCRIPTION**

FIG. 1 is a perspective view of a hook showing my new design;  
FIG. 2 is a top plan view thereof;  
FIG. 3 is a bottom plan view thereof;  
FIG. 4 is a left side elevational view thereof;  
FIG. 5 is a right side elevational view thereof;  
FIG. 6 is a front elevational view thereof; and,  
FIG. 7 is a rear elevational view thereof.

**1 Claim, 7 Drawing Sheets**



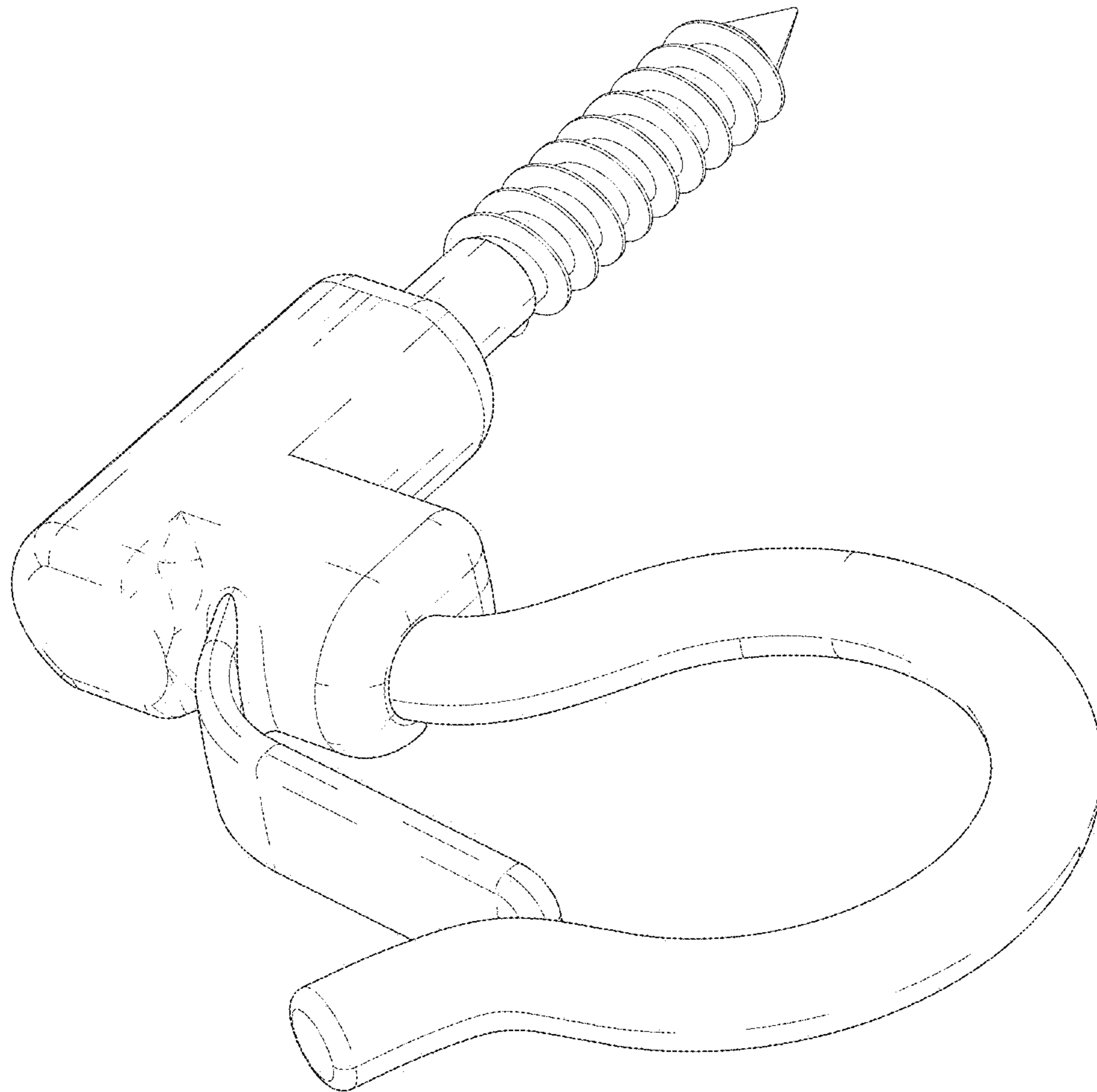


FIG. 1

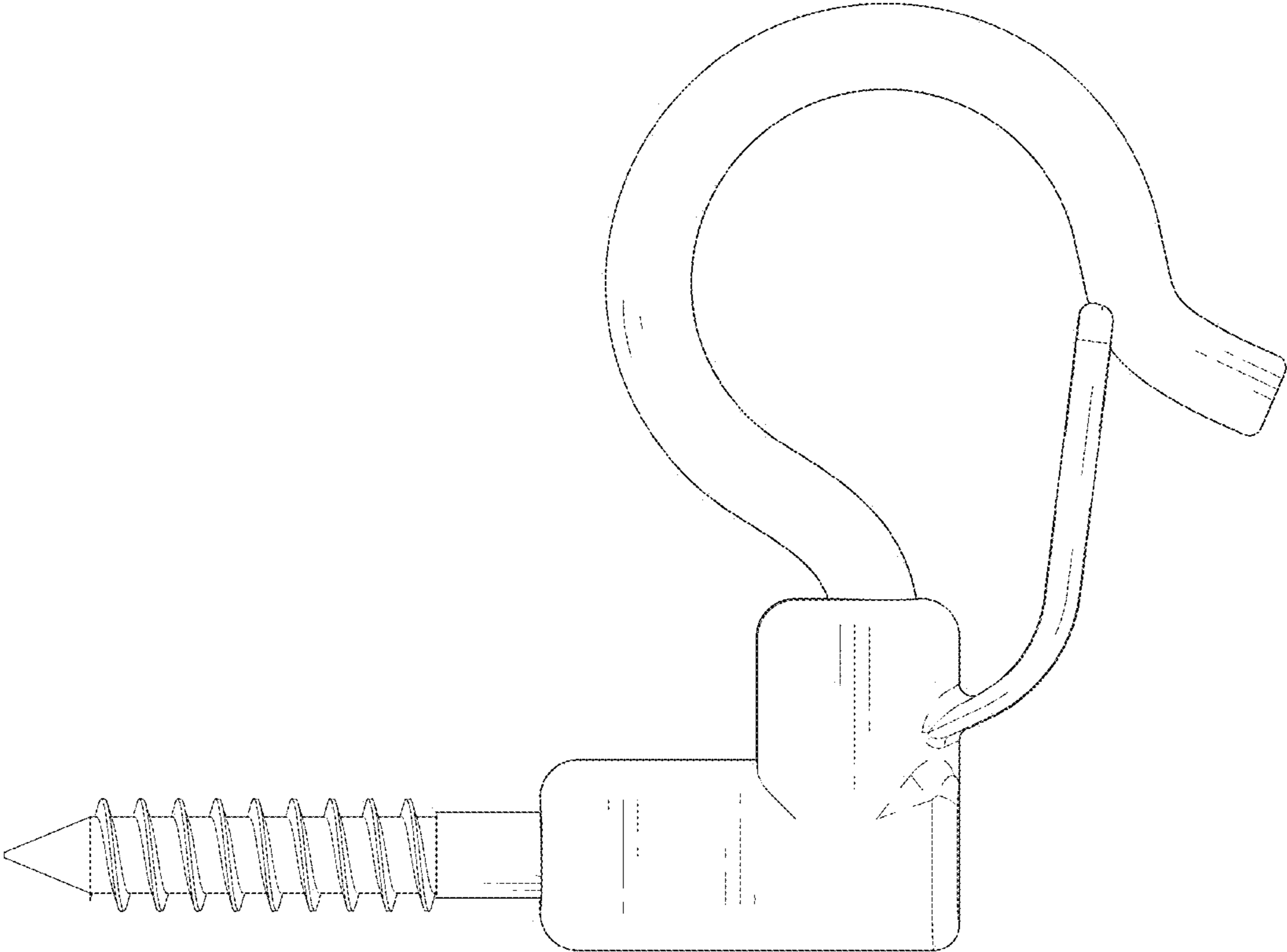


FIG. 2

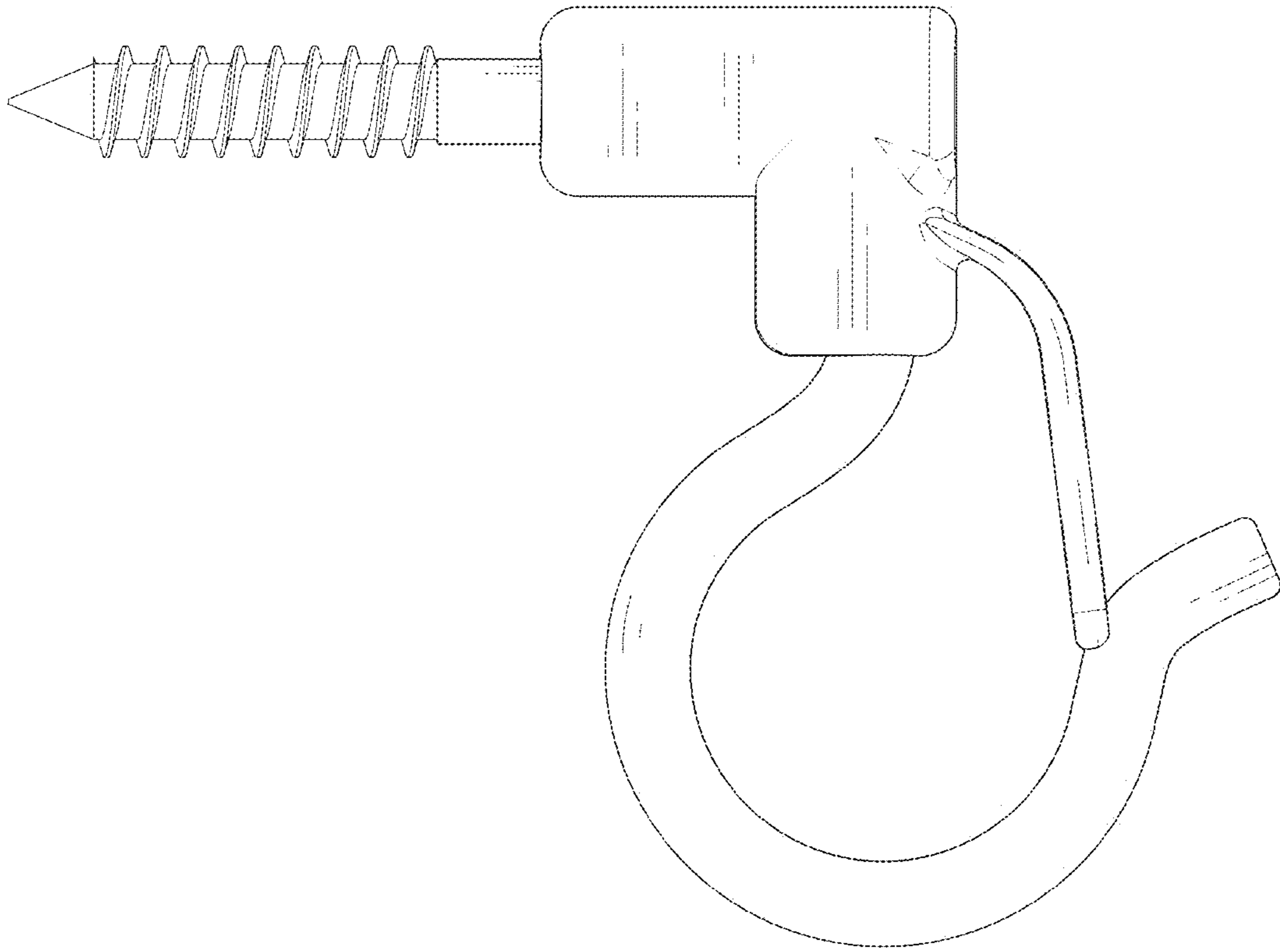


FIG. 3

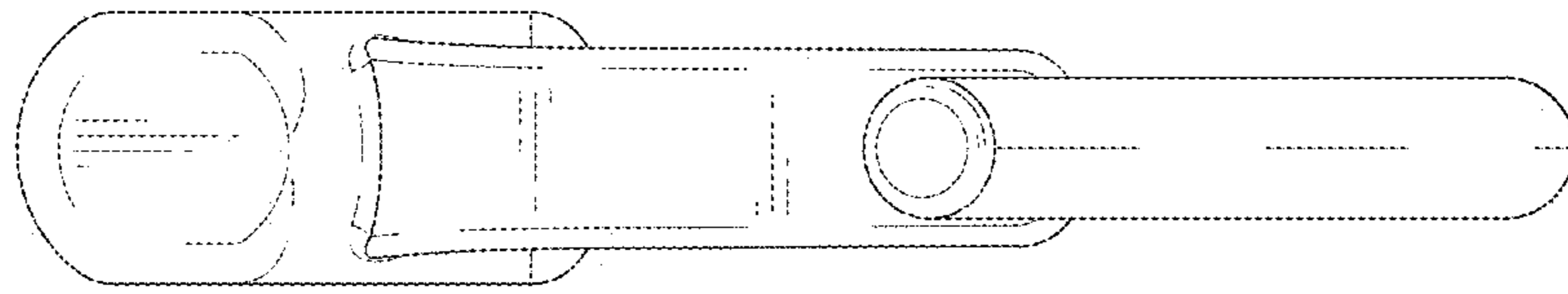


FIG. 4

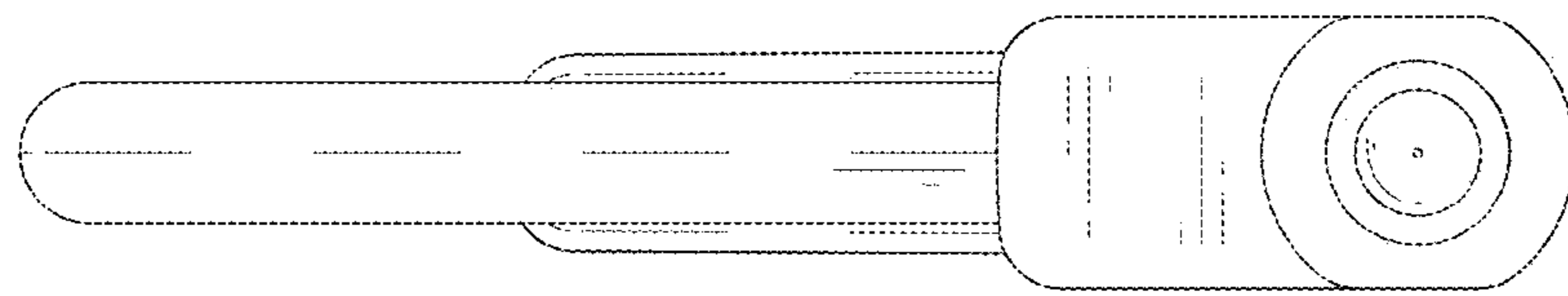


FIG. 5

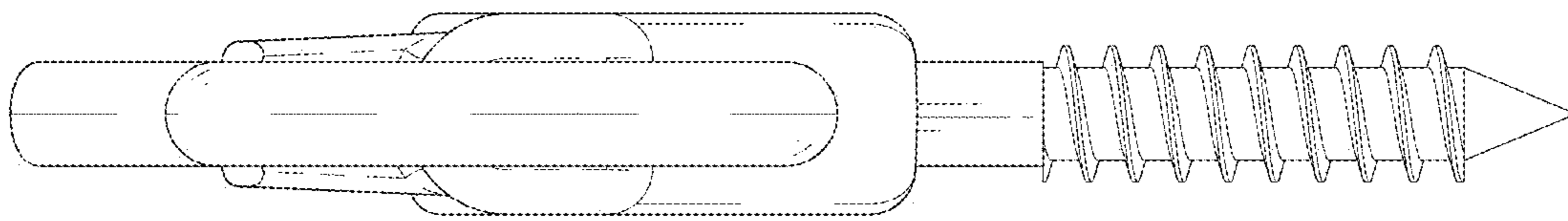


FIG. 6

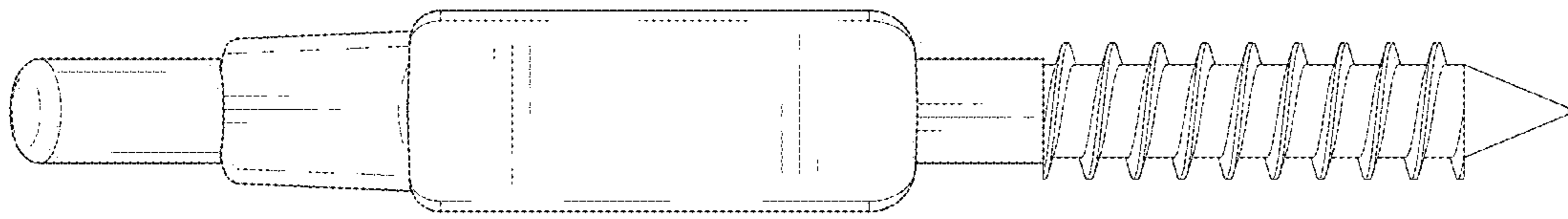


FIG. 7