



US00D948310S

(12) **United States Design Patent** (10) **Patent No.:** **US D948,310 S**
Rui (45) **Date of Patent:** **** Apr. 12, 2022**

(54) **WIRELESS FINGERPRINT LOCK**

(56) **References Cited**

(71) Applicants: **SHENZHEN SHENZHOU EGO NETWORK AND TECHNOLOGY CO., LTD**, Shenzhen (CN); **TAI MOUNTAIN CORPORATION**, Duarte, CA (US)

U.S. PATENT DOCUMENTS

D746,659	S	*	1/2016	Stevens	D8/334
D813,645	S	*	3/2018	Nguyen	D8/334
D860,760	S		9/2019	Wang		
10,422,163	B1	*	9/2019	Cabral Herrera	...	E05B 47/0012
D902,690	S		11/2020	Zheng		
2010/0083713	A1	*	4/2010	Woodling	E05B 67/22 70/22
2019/0156607	A1	*	5/2019	Tao	G07C 9/00563
2020/0273271	A1	*	8/2020	Fan	E05B 47/0001

(72) Inventor: **Yudong Rui**, Shenzhen (CN)

(73) Assignees: **SHENZHEN SHENZHOU EGO NETWORK AND TECHNOLOGY CO., LTD**, Shenzhen (CN); **TAI MOUNTAIN CORPORATION**, Duarte, CA (US)

* cited by examiner

Primary Examiner — Doris Clark

(**) Term: **15 Years**

(57) **CLAIM**

The ornamental design for a wireless fingerprint lock, as shown and described.

(21) Appl. No.: **29/780,461**

DESCRIPTION

(22) Filed: **Apr. 24, 2021**

(51) **LOC (13) Cl.** **08-07**

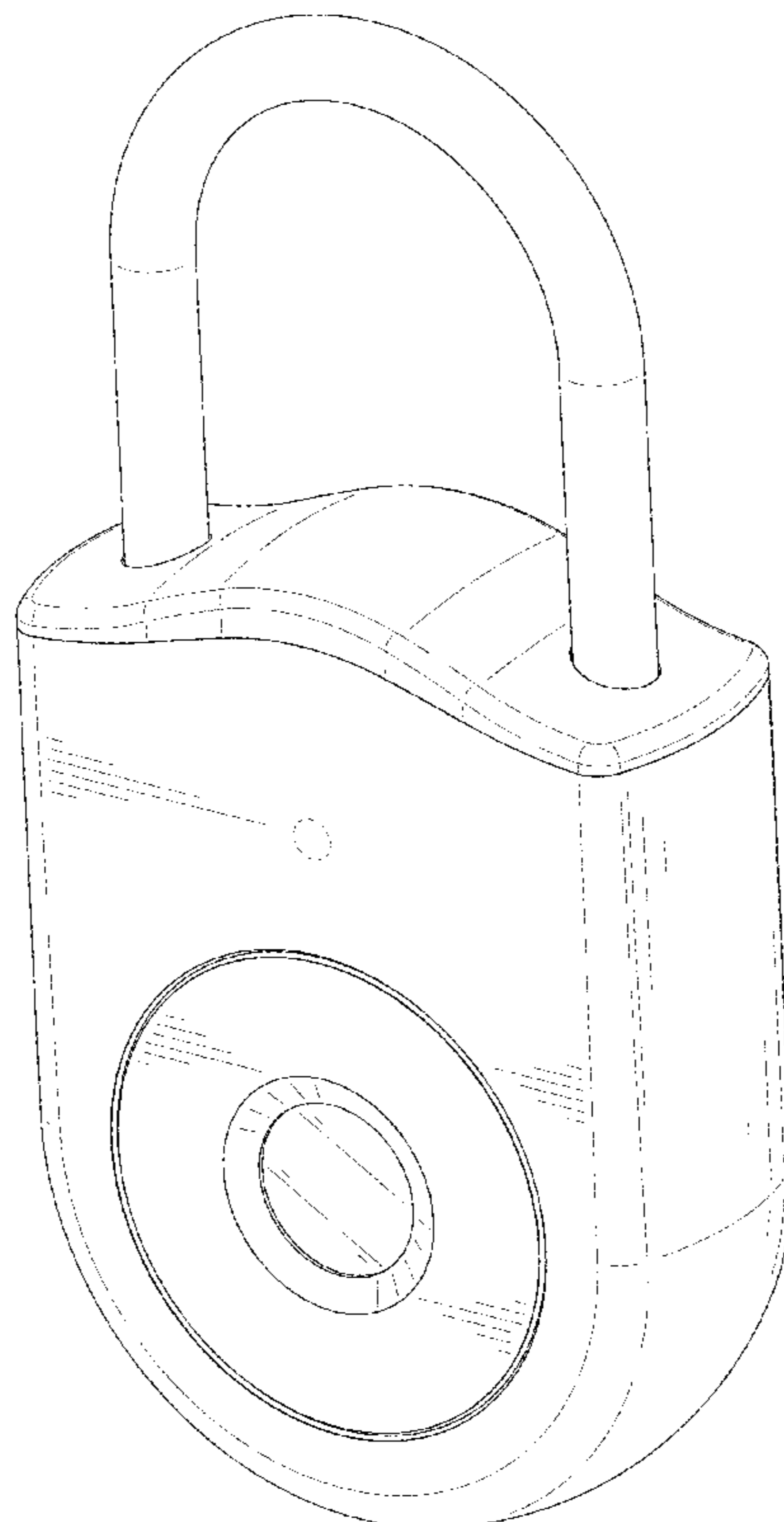
(52) **U.S. Cl.**
USPC **D8/334**

(58) **Field of Classification Search**
USPC D8/334
CPC E05B 67/06; E05B 67/00; E05B 67/22;
E05B 67/02; E05B 67/04; E05B 47/00;
Y10T 292/087; Y10T 70/413; Y10T
70/428; Y10T 70/432; Y10T 70/433

FIG. 1 is a perspective view of a wireless fingerprint lock showing my new design;
FIG. 2 is another perspective view thereof;
FIG. 3 is a front elevational view thereof;
FIG. 4 is a rear elevational view thereof;
FIG. 5 is a left side elevational view thereof;
FIG. 6 is a right side elevational view thereof;
FIG. 7 is a top plan view thereof; and,
FIG. 8 is a bottom plan view thereof.
The broken lines in the drawings depict portions of the wireless fingerprint lock that form no part of the claimed design.

See application file for complete search history.

1 Claim, 8 Drawing Sheets



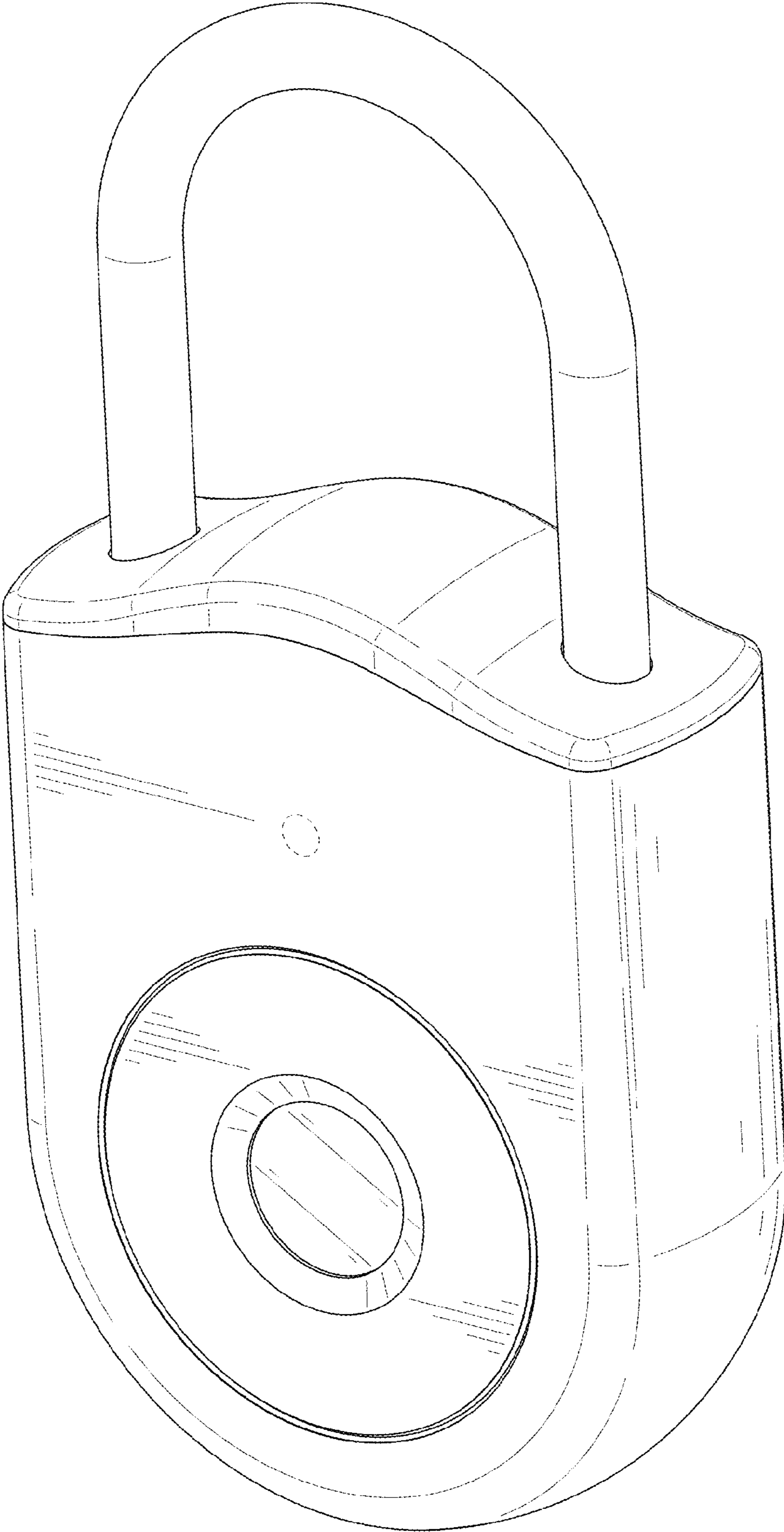


FIG. 1




FIG. 2

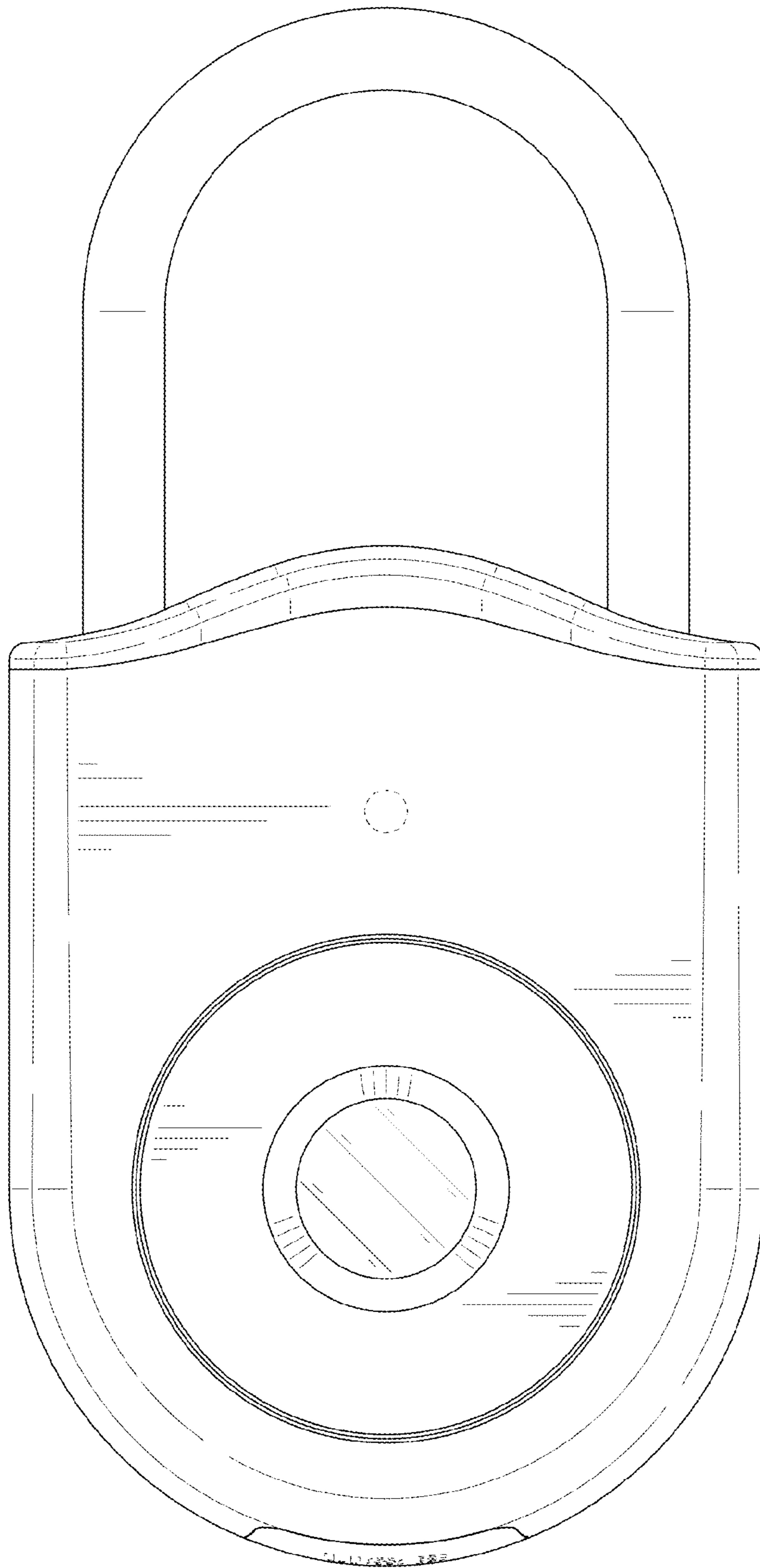


FIG. 3




FIG. 4

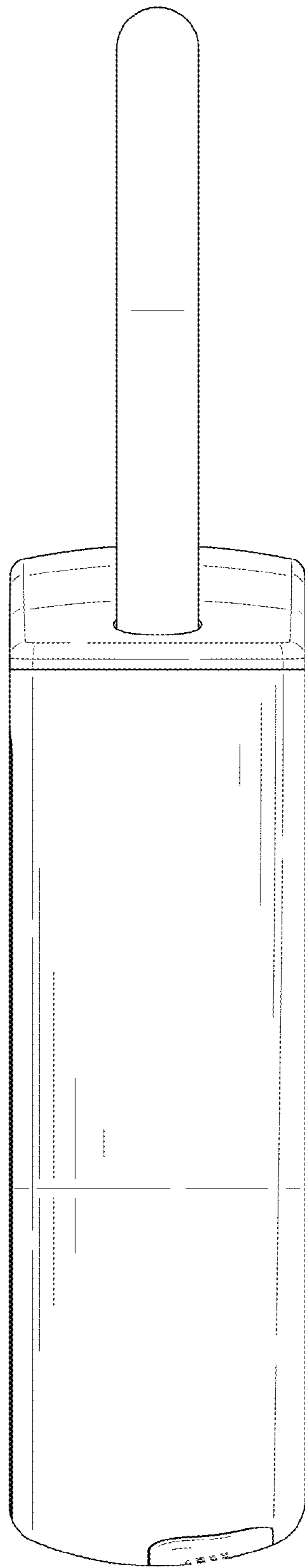


FIG. 5

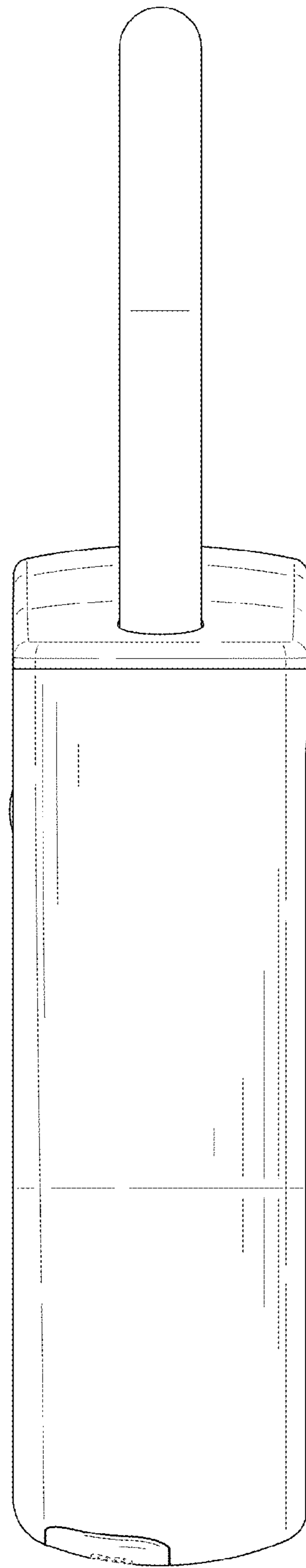


FIG. 6

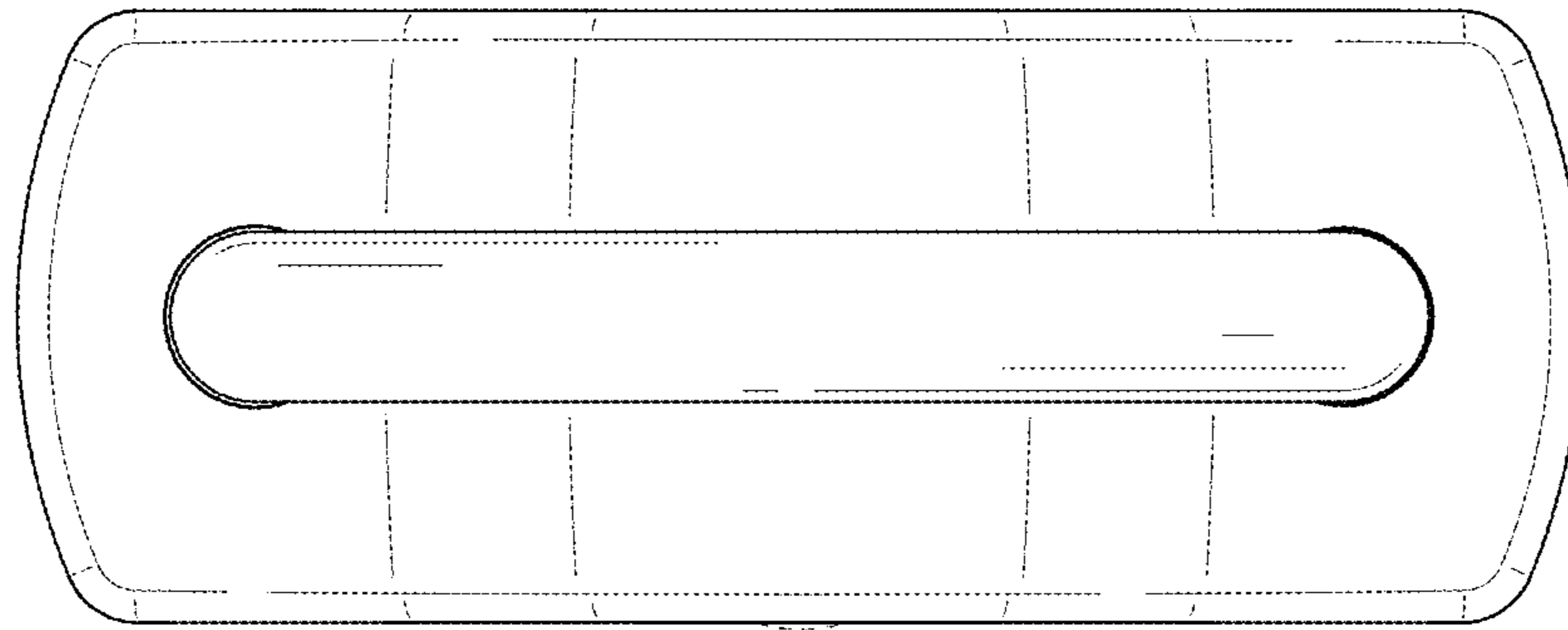


FIG. 7




FIG. 8