



US00D948243S

(12) **United States Design Patent**
Choi

(10) **Patent No.:** **US D948,243 S**

(45) **Date of Patent:** **** Apr. 12, 2022**

- (54) **PLAYMAT FOR A BABY**
- (71) Applicant: **Ggumbi Co., Ltd.**, Suwon-si (KR)
- (72) Inventor: **Jinhyi Choi**, Yongin-si (KR)
- (73) Assignee: **Ggumbi Co., Ltd.**, Suwon-si (KR)
- (**) Term: **15 Years**
- (21) Appl. No.: **29/697,484**
- (22) Filed: **Jul. 9, 2019**
- (51) **LOC (13) Cl.** **06-11**
- (52) **U.S. Cl.**
USPC **D6/582**; D6/596
- (58) **Field of Classification Search**
USPC D6/582–585, 588, 592; D12/203;
D24/212; D32/57
CPC A47G 27/0206; A47G 27/0212; A47G
27/0218; A47G 27/0225; A47G 27/0237;
A47G 9/062; A47K 3/002; A47K 7/026;
A47L 23/26; A47L 23/266; A63B
21/4037; A63B 6/00; A63B 23/0464
See application file for complete search history.

(56) **References Cited**

U.S. PATENT DOCUMENTS

- 5,066,001 A * 11/1991 Wilkinson A63B 21/4037
482/52
- D444,550 S * 7/2001 Cobbs D23/304
- D644,865 S * 9/2011 Trout A47G 9/06
D6/582
- D716,959 S * 11/2014 Hong A63B 21/4037
D24/212
- D807,665 S * 1/2018 Vega-Woller D6/596
- 10,342,321 B1 * 7/2019 Le A47C 17/645
- 10,655,324 B2 * 5/2020 Hettier E04C 2/205
- 2004/0191483 A1 * 9/2004 Cartier E01C 11/245
428/156
- 2005/0039260 A1 * 2/2005 Tyler A47G 9/062
5/417

- 2008/0118671 A1 * 5/2008 Bienkiewicz A47G 9/062
428/12
- 2010/0227124 A1 * 9/2010 Sharir B29C 44/0446
428/159
- 2014/0101848 A1 * 4/2014 Murphy A47G 9/08
5/420
- 2015/0113731 A1 * 4/2015 Liu A63B 6/00
5/417
- 2015/0251046 A1 * 9/2015 Liu A47G 9/06
5/420
- 2015/0305525 A1 * 10/2015 Clearman A47G 9/062
5/482
- 2016/0000231 A1 * 1/2016 Auell A47C 27/15
5/420
- 2017/0095690 A1 * 4/2017 Sharkey A47G 27/0237
(Continued)

Primary Examiner — Kevin K Rudzinski
Assistant Examiner — Clare Ann Gannon
(74) *Attorney, Agent, or Firm* — Maier & Maier, PLLC

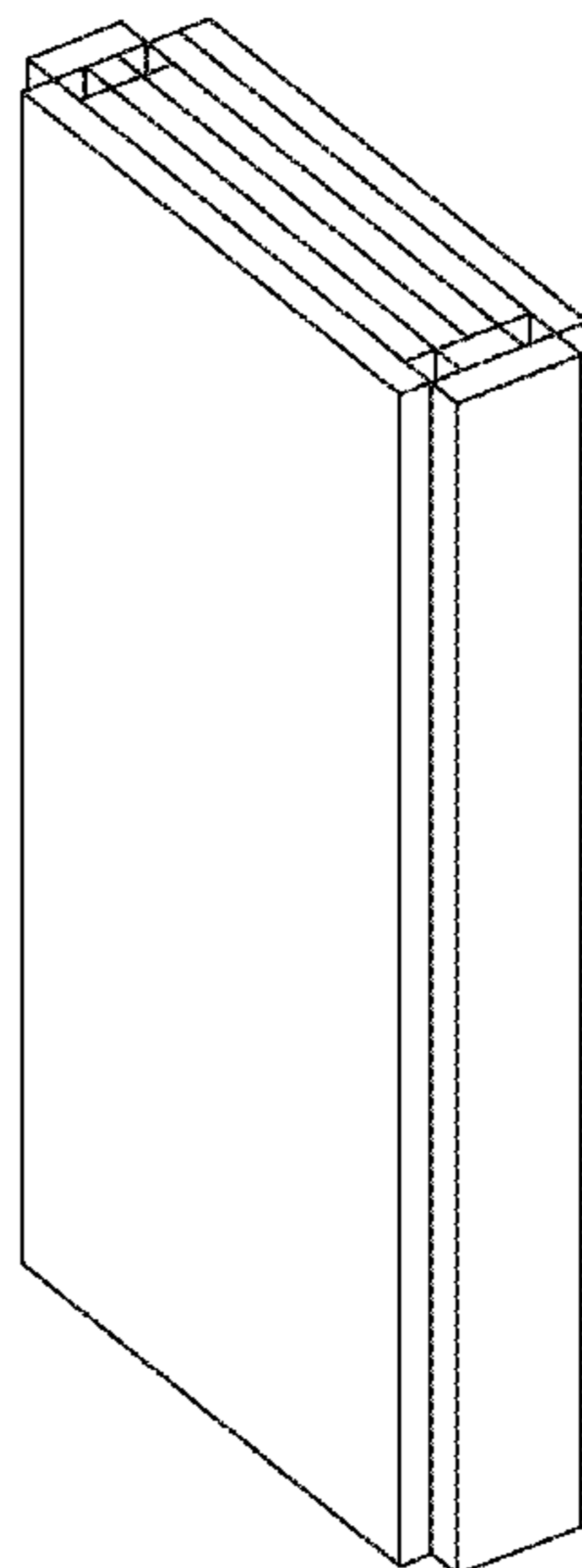
(57) **CLAIM**

The ornamental design for a playmat for a baby, as shown and described.

DESCRIPTION

FIG. 1 is a perspective view of a playmat for a baby, showing my new design;
FIG. 2 is a front elevational view thereof;
FIG. 3 is a rear elevational view thereof;
FIG. 4 is a left side elevational view thereof;
FIG. 5 is a right side elevational view thereof;
FIG. 6 is a top plan view thereof;
FIG. 7 is a bottom plan view thereof;
FIG. 8 is a top plan view thereof, shown in an alternate configuration with the playmat for a baby in an unfolded position; and,
FIG. 9 is a perspective view thereof, shown in an alternate configuration with the playmat for a baby in a partially unfolded position.

1 Claim, 9 Drawing Sheets



(56)

References Cited

U.S. PATENT DOCUMENTS

2021/0244991 A1* 8/2021 Pickett H01F 7/02
2021/0275857 A1* 9/2021 Christ A63B 21/4037

* cited by examiner

FIG. 1




FIG. 2




FIG. 3




FIG. 4




FIG. 5




FIG. 6




FIG. 7




FIG. 8




FIG. 9

