



US00D948177S

(12) **United States Design Patent**
Mazza

(10) **Patent No.:** **US D948,177 S**
(45) **Date of Patent:** **** Apr. 12, 2022**

- (54) **FOOTWEAR**
- (71) Applicant: **Graziano Mazza**, Porto San Giorgio (IT)
- (72) Inventor: **Graziano Mazza**, Porto San Giorgio (IT)
- (**) Term: **15 Years**
- (21) Appl. No.: **29/713,553**
- (22) Filed: **Nov. 16, 2019**
- Related U.S. Application Data**
- (62) Division of application No. 35/504,866, filed on Apr. 19, 2018 (U.S. filing date under 35 U.S.C. 384), and having an international filing date of Apr. 19, 2018, now Pat. No. Des. 866,933.

- (30) **Foreign Application Priority Data**
 - Feb. 5, 2018 (IT) 402018000001605
 - Mar. 29, 2018 (IT) 402018000002081
- (51) **LOC (13) Cl.** **02-04**
- (52) **U.S. Cl.**
 - USPC **D2/908**
- (58) **Field of Classification Search**
 - USPC D2/896, 897, 902, 905-908, 929, 944, D2/969
 - CPC A45F 3/04; A45F 2003/001; A45F 2003/045; A45F 3/00; A45F 3/005; A45F 3/14; A45F 4/02

See application file for complete search history.

- (56) **References Cited**
 - U.S. PATENT DOCUMENTS**
 - D240,170 S * 6/1976 Cohen D2/897
 - 4,393,605 A * 7/1983 Spreng A43B 5/06
36/102

4,584,783 A *	4/1986	Dobbin	A43C 1/00 36/50.1
6,401,364 B1 *	6/2002	Burt	A43B 1/00 36/3 A
D575,037 S *	8/2008	Della Valle	D2/902
D645,651 S *	9/2011	Mateo	D2/969
D685,982 S *	7/2013	Mazza	D2/908
D697,700 S *	1/2014	Mazza	D2/948
D751,797 S *	3/2016	Slimane	D2/908
D760,483 S *	7/2016	Siegel	D2/908
D775,794 S *	1/2017	Stovall	D2/897
D845,591 S *	4/2019	Frank	D2/907
D849,371 S *	5/2019	Ortega	D2/902
D863,736 S *	10/2019	Della Valle	D2/907
D909,024 S *	2/2021	Mazza	D2/908
D912,373 S *	3/2021	Smith	D2/908
D915,036 S *	4/2021	Sassi	D2/908
D929,727 S *	9/2021	Capron	D2/969
D932,760 S *	10/2021	Thompson	D2/969
2010/0275470 A1 *	11/2010	Hoffer	A43B 1/0009 36/3 R

(Continued)

Primary Examiner — Jennifer L Watkins
(74) *Attorney, Agent, or Firm* — Law Office of John K. Pike, PLLC

(57) **CLAIM**
The ornamental design for footwear, as shown and described.

DESCRIPTION
FIG. 1 is a perspective view of footwear according to the present invention;
FIG. 2 is a left side view of the footwear of FIG. 1;
FIG. 3 is a right side view of the footwear of FIG. 1;
FIG. 4 is a front view of the footwear of FIG. 1;
FIG. 5 is a back view of the footwear of FIG. 1;
FIG. 6 is a bottom view of the footwear of FIG. 1; and,
FIG. 7 is a top view of the footwear of FIG. 1.

1 Claim, 7 Drawing Sheets



(56)

References Cited

U.S. PATENT DOCUMENTS

2011/0072687 A1* 3/2011 Bobbett A43B 5/001
36/127

* cited by examiner



FIG. 1



FIG. 2




FIG. 3




FIG. 4



FIG. 5



FIG. 6

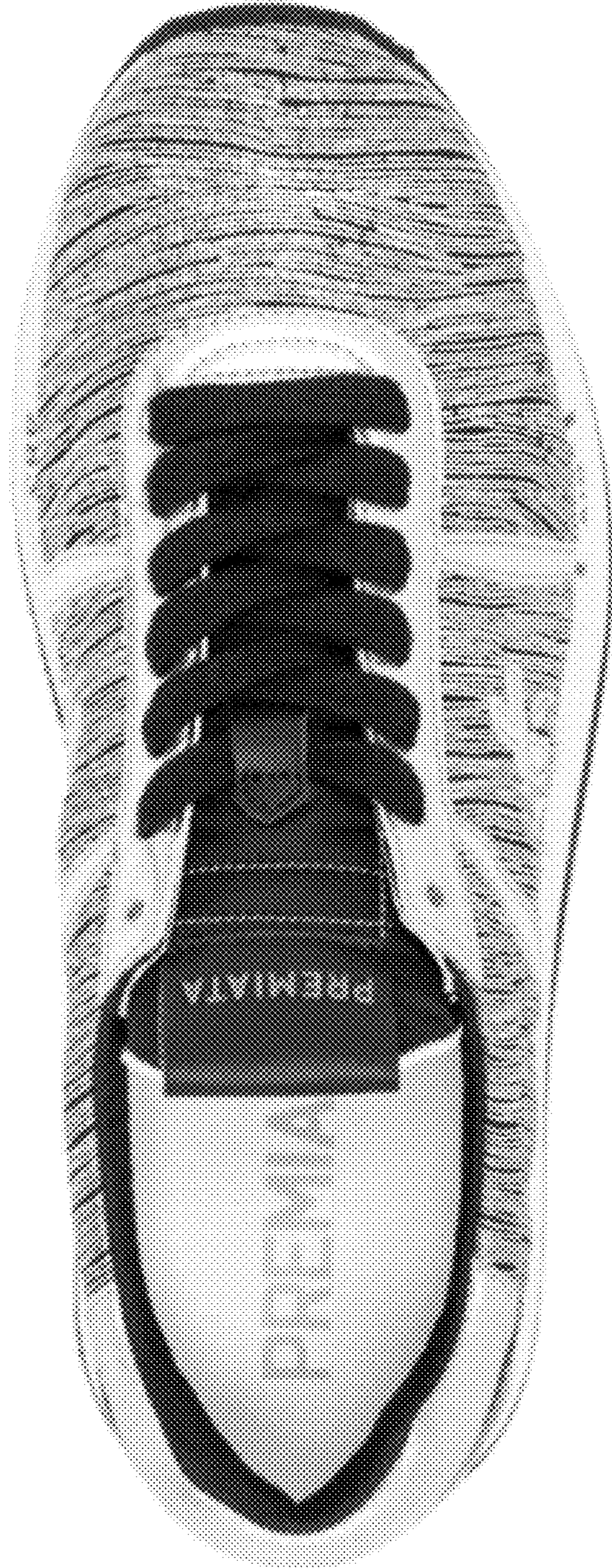


FIG. 7