



US00D948176S

(12) **United States Design Patent**
Mazza

(10) **Patent No.:** **US D948,176 S**
(45) **Date of Patent:** **** Apr. 12, 2022**

- (54) **FOOTWEAR**
- (71) Applicant: **Graziano Mazza**, Porto San Giorgio (IT)
- (72) Inventor: **Graziano Mazza**, Porto San Giorgio (IT)
- (**) Term: **15 Years**
- (21) Appl. No.: **29/713,555**
- (22) Filed: **Nov. 16, 2019**
- Related U.S. Application Data**
- (62) Division of application No. 35/504,866, filed on Apr. 19, 2018 (U.S. filing date under 35 U.S.C. 384), and having an international filing date of Apr. 19, 2018, now Pat. No. Des. 866,933.

5,109,613	A *	5/1992	Van Dyke	A43B 7/20 36/114
D350,013	S *	8/1994	Gitelman	D2/902
5,819,439	A *	10/1998	Sanchez	A43C 11/14 36/89
6,401,364	B1 *	6/2002	Burt	A43B 1/00 36/3 A
D645,651	S *	9/2011	Mateo	D2/969
D685,982	S *	7/2013	Mazza	D2/908
D697,700	S *	1/2014	Mazza	D2/952
D746,029	S *	12/2015	Hardy	D2/944
D751,797	S *	3/2016	Slimane	D2/908
D759,948	S *	6/2016	Sassi	D2/902
D760,483	S *	7/2016	Siegel	D2/908
D775,794	S *	1/2017	Stovall	D2/897
D796,160	S *	9/2017	Guichot	D2/902
D845,591	S *	4/2019	Frank	D2/907
D849,371	S *	5/2019	Ortega	D2/902
D866,933	S *	11/2019	Mazza	D2/908
2010/0275470	A1 *	11/2010	Hoffer	A43B 1/0009 36/3 R

(Continued)

- (30) **Foreign Application Priority Data**
- Feb. 5, 2018 (IT) 402018000001605
- Mar. 29, 2018 (IT) 402018000002081
- (51) **LOC (13) Cl.** **02-04**
- (52) **U.S. Cl.**
- USPC **D2/902**
- (58) **Field of Classification Search**
- USPC D2/896, 897, 902, 905-908, 929, 944,
D2/969
- CPC A45F 3/04; A45F 2003/001; A45F
2003/045; A45F 3/00; A45F 3/005; A45F
3/14; A45F 4/02
- See application file for complete search history.

Primary Examiner — Jennifer L Watkins
(74) *Attorney, Agent, or Firm* — Law Office of John K. Pike, PLLC

(57) **CLAIM**

The ornamental design for footwear, as shown and described.

DESCRIPTION

FIG. 1 is a perspective view of footwear according to the present invention;
FIG. 2 is a right side view of the footwear of FIG. 1;
FIG. 3 is a left side view of the footwear of FIG. 1;
FIG. 4 is a front view of the footwear of FIG. 1;
FIG. 5 is a back view of the footwear of FIG. 1;
FIG. 6 is a bottom view of the footwear of FIG. 1; and,
FIG. 7 is a top view of the footwear of FIG. 1.

1 Claim, 7 Drawing Sheets

- (56) **References Cited**
- U.S. PATENT DOCUMENTS
- D240,170 S * 6/1976 Cohen D2/897
- 4,584,783 A * 4/1986 Dobbin A43C 1/00
36/50.1



(56)

References Cited

U.S. PATENT DOCUMENTS

2011/0072687 A1* 3/2011 Bobbett A43B 5/001
36/127

* cited by examiner



FIG. 1



FIG. 2



FIG. 3

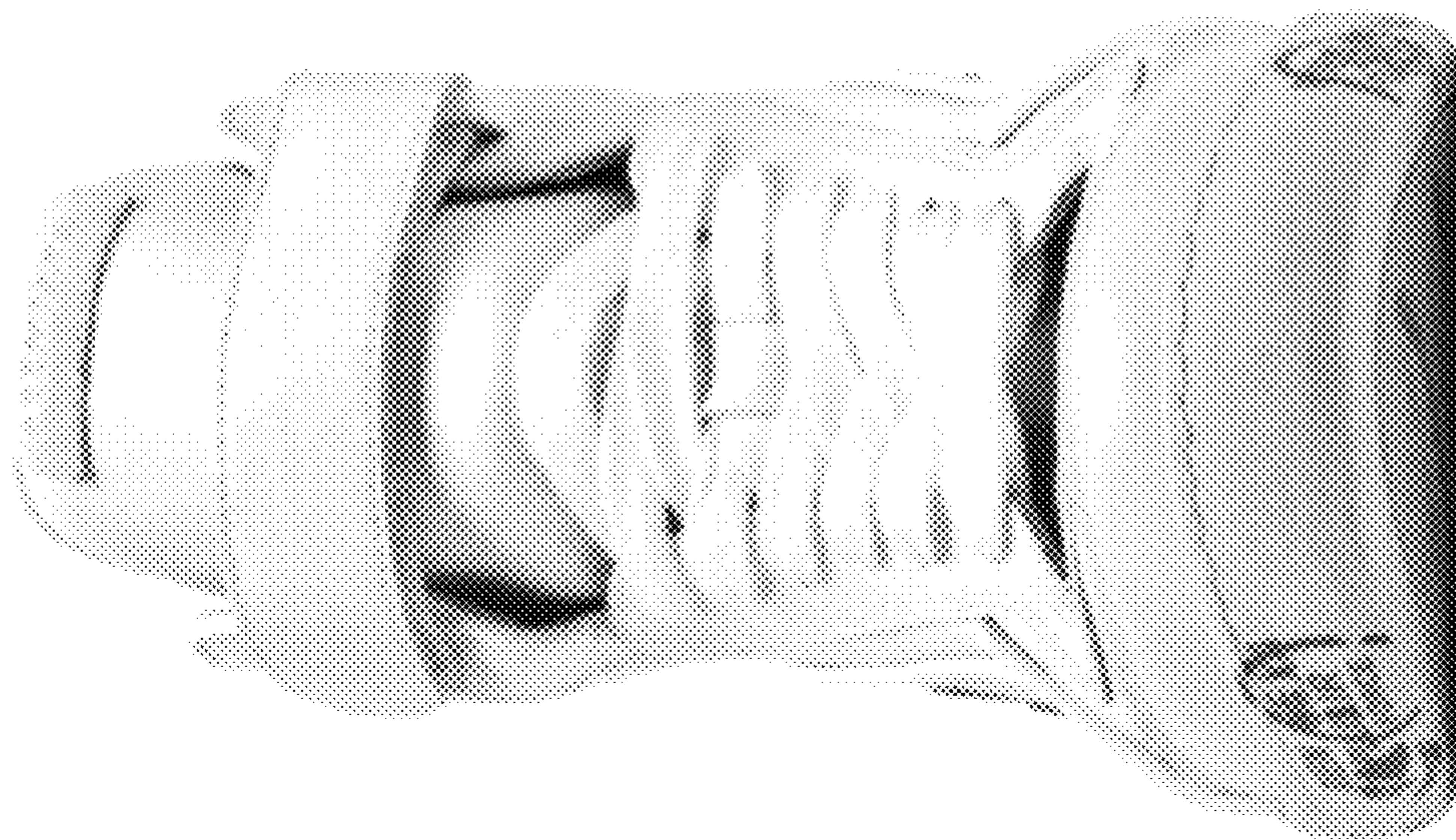


FIG. 4




FIG. 5

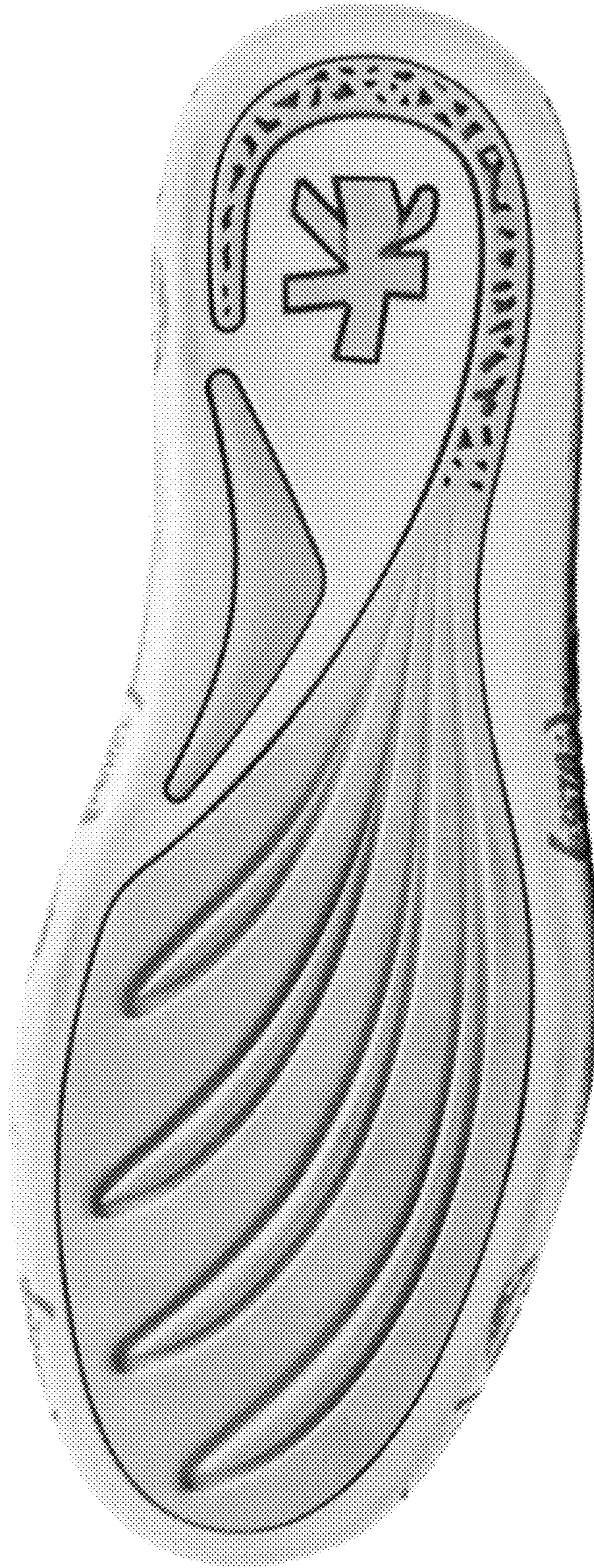


FIG. 6



FIG. 7