



US00D948173S

(12) **United States Design Patent**  
**Zhang**

(10) **Patent No.:** **US D948,173 S**

(45) **Date of Patent:** **\*\* Apr. 12, 2022**

(54) **SLEEP CAP**

(71) Applicant: **WENCHENG COUNTY  
SHENGTENG TRADING CO., LTD,**  
Wenzhou (CN)

(72) Inventor: **Kun Xin Zhang,** Wenzhou (CN)

(73) Assignee: **WENCHENG COUNTY  
SHENGTENG TRADING CO., LTD,**  
Wenzhou (CN)

(\*\*) Term: **15 Years**

(21) Appl. No.: **29/763,795**

(22) Filed: **Dec. 24, 2020**

(51) **LOC (13) Cl.** ..... **02-03**

(52) **U.S. Cl.**  
USPC ..... **D2/880; D2/867**

(58) **Field of Classification Search**  
USPC ..... D2/865, 866, 867, 869, 873, 875, 876,  
D2/877, 878, 879, 880, 881, 882, 886,  
D2/889, 891

CPC .. A42B 1/00; A42B 1/004; A42B 1/04; A42B  
1/041; A42B 1/06; A42B 1/064; A42B  
1/12; A42B 3/00; A42B 3/066; A42C  
5/04

See application file for complete search history.

(56) **References Cited**

**U.S. PATENT DOCUMENTS**

D45,015 S \* 12/1913 Miller ..... D2/867  
5,664,257 A \* 9/1997 Hall ..... A41D 15/04  
2/106

D408,969 S \* 5/1999 Bingham ..... D2/885  
D448,917 S \* 10/2001 Grant ..... D2/867  
D515,285 S \* 2/2006 James ..... D2/889  
7,895,672 B2 \* 3/2011 Grey ..... A42B 1/041  
2/204  
D720,120 S \* 12/2014 Simmonds ..... D2/885  
D814,150 S \* 4/2018 Costa-Mitchell ..... D2/867  
D907,336 S \* 1/2021 Wu ..... D2/880  
D919,241 S \* 5/2021 Brown ..... D2/867  
D930,326 S \* 9/2021 Robertson ..... D2/725  
D930,956 S \* 9/2021 Wu ..... D2/880  
2014/0101821 A1 \* 4/2014 Dammann ..... A42B 1/12  
2/171.4

\* cited by examiner

*Primary Examiner* — Jasmine Mlinarcik


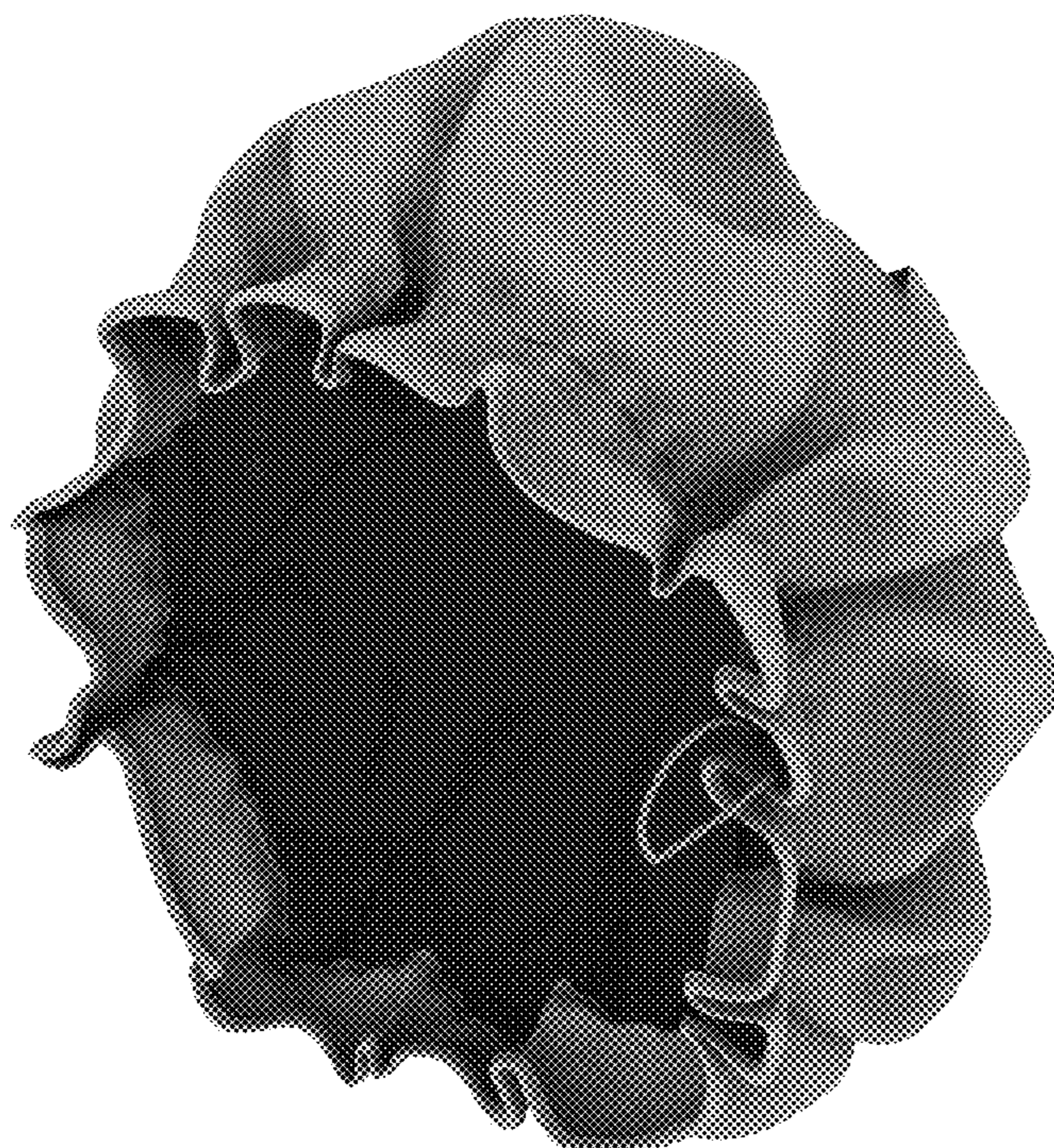
(57) **CLAIM**

The ornamental design for a sleep cap, as shown and described.

**DESCRIPTION**

FIG. 1 is a perspective view of a sleep cap showing my new design;  
FIG. 2 is another perspective view thereof;  
FIG. 3 is a front elevational view thereof;  
FIG. 4 is a rear elevational view thereof;  
FIG. 5 is a left side elevational view thereof;  
FIG. 6 is a right side elevational view thereof;  
FIG. 7 is a top plan view thereof; and,  
FIG. 8 is a bottom plan view thereof.

**1 Claim, 8 Drawing Sheets**






FIG. 1




FIG. 2



FIG. 3




FIG. 4




FIG. 5




FIG. 6

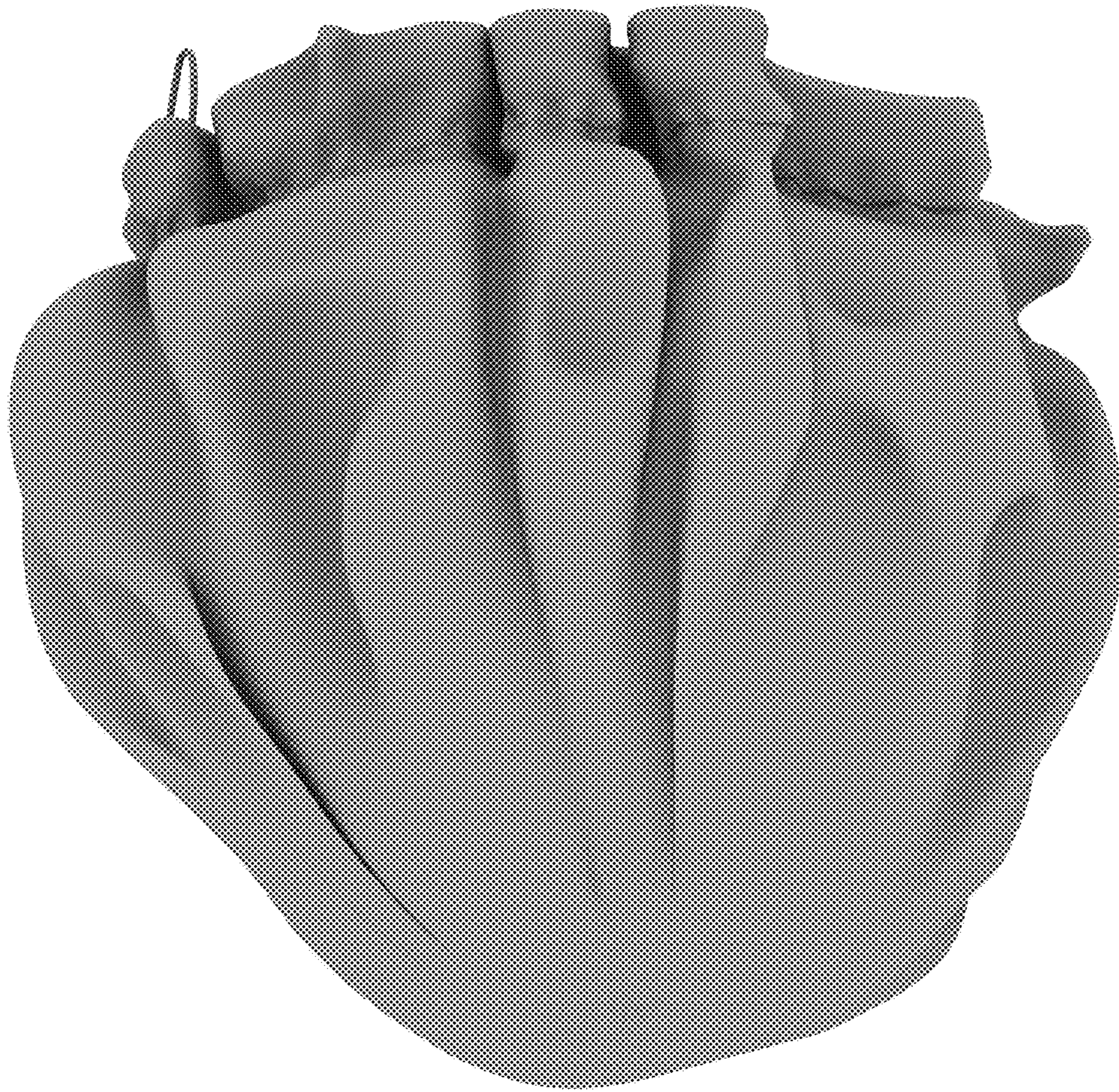


FIG. 7





FIG. 8