



US00D948166S

(12) **United States Design Patent**  
**Clark et al.**

(10) **Patent No.:** **US D948,166 S**  
(45) **Date of Patent:** **\*\* Apr. 12, 2022**

(54) **DEBOSSSED CHEWING GUM STICK**

**DESCRIPTION**

- (71) Applicant: **WM. WRIGLEY JR. COMPANY**,  
Chicago, IL (US)
- (72) Inventors: **Garrett Landon Clark**, Chicago, IL  
(US); **Carmen Okuku Lira-Nunez**,  
Downers Grove, IL (US)
- (73) Assignee: **Wm. Wrigley Jr. Company**, Chicago,  
IL (US)
- (\*\*) Term: **15 Years**
- (21) Appl. No.: **29/751,709**
- (22) Filed: **Sep. 23, 2020**
- (51) **LOC (13) Cl.** ..... **01-01**
- (52) **U.S. Cl.**  
USPC ..... **D1/127; D1/114**
- (58) **Field of Classification Search**  
USPC ..... D1/100–130, 199; D24/101, 102; 426/3,  
426/5, 87, 89, 92, 103, 104, 129, 138,  
426/144, 249, 383, 512, 516, 660, 808;  
424/467; D25/113, 119, 121–132;  
D21/499; D5/55–58, 62  
(Continued)

(56) **References Cited**

**U.S. PATENT DOCUMENTS**

- D135,276 S \* 3/1943 Poutinen ..... D9/667
  - D667,309 S \* 9/2012 Delaney ..... D9/667
- (Continued)

*Primary Examiner* — Katie Jane Stofko

(57) **CLAIM**

The ornamental design for a debossed chewing gum stick, as shown and described.

FIG. 1 is a front, bottom, right side perspective view of a first embodiment of a debossed chewing gum stick showing our new design;

FIG. 2 is a front elevation view of FIG. 1;

FIG. 3 is a rear elevation view of FIG. 1;

FIG. 4 is a right side elevation view of FIG. 1;

FIG. 5 is a left side elevation view of FIG. 1;

FIG. 6 is a bottom plan view of FIG. 1;

FIG. 7 is a top plan view of FIG. 1;

FIG. 8 is a front, bottom, right side perspective view of a second embodiment of a debossed chewing gum stick showing our new design;

FIG. 9 is a front elevation view of FIG. 8;

FIG. 10 is a rear elevation view of FIG. 8;

FIG. 11 is a right side elevation view of FIG. 8;

FIG. 12 is a left side elevation view of FIG. 8;

FIG. 13 is a bottom plan view of FIG. 8;

FIG. 14 is a top plan view of FIG. 8;

FIG. 15 is a front, bottom, right side perspective view of a third embodiment of a debossed chewing gum stick showing our new design;

FIG. 16 is a front elevation view of FIG. 15;

FIG. 17 is a rear elevation view of FIG. 15;

FIG. 18 is a right side elevation view of FIG. 15;

FIG. 19 is a left side elevation view of FIG. 15;

FIG. 20 is a bottom plan view of FIG. 15;

FIG. 21 is a top plan view of FIG. 15;

FIG. 22 is a front, bottom, right side perspective view of a fourth embodiment of a debossed chewing gum stick showing our new design;

FIG. 23 is a front elevation view of FIG. 22;

FIG. 24 is a rear elevation view of FIG. 22;

FIG. 25 is a right side elevation view of FIG. 22;



FIG. 26 is a left side elevation view of FIG. 22;

FIG. 27 is a bottom plan view of FIG. 22; and,

FIG. 28 is a top plan view of FIG. 22.

The broken lines shown in FIGS. 15-28 illustrate portions of the debossed chewing gum stick that form no part of the claimed design.

**1 Claim, 8 Drawing Sheets**



(58) **Field of Classification Search**

CPC ... A23G 4/02; A23G 4/06; A23G 4/08; A23G  
4/10; A23G 4/20; A23G 4/00; A23G  
3/38; A23G 3/42; A23G 3/54; A23K  
1/164

See application file for complete search history.

(56) **References Cited**

U.S. PATENT DOCUMENTS

D701,668	S	*	4/2014	Rodgers	.....	D1/127
D703,918	S	*	5/2014	Rodgers	.....	D1/127
D717,517	S	*	11/2014	Leder	.....	D1/127
D717,518	S	*	11/2014	Leder	.....	D1/127
D717,519	S	*	11/2014	Leder	.....	D1/127
D717,520	S	*	11/2014	Leder	.....	D1/127
D750,866	S	*	3/2016	Leder	.....	D1/127
D754,941	S	*	5/2016	Pawlowski	.....	D1/127
D754,942	S	*	5/2016	Pawlowski	.....	D1/127
D755,467	S	*	5/2016	Pawlowski	.....	D1/127
D822,332	S	*	7/2018	Angeloni	.....	D1/127

\* cited by examiner

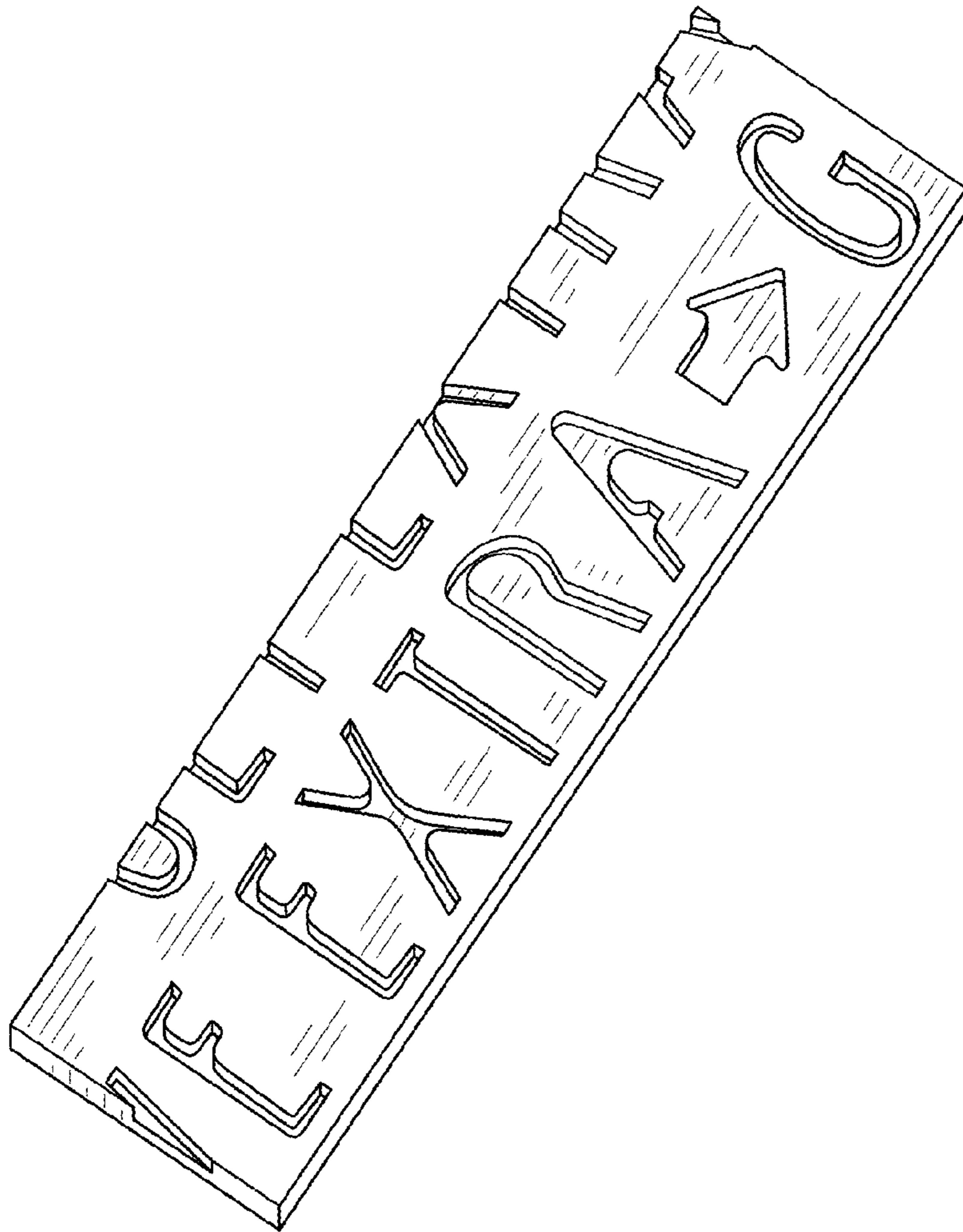


FIG. 1

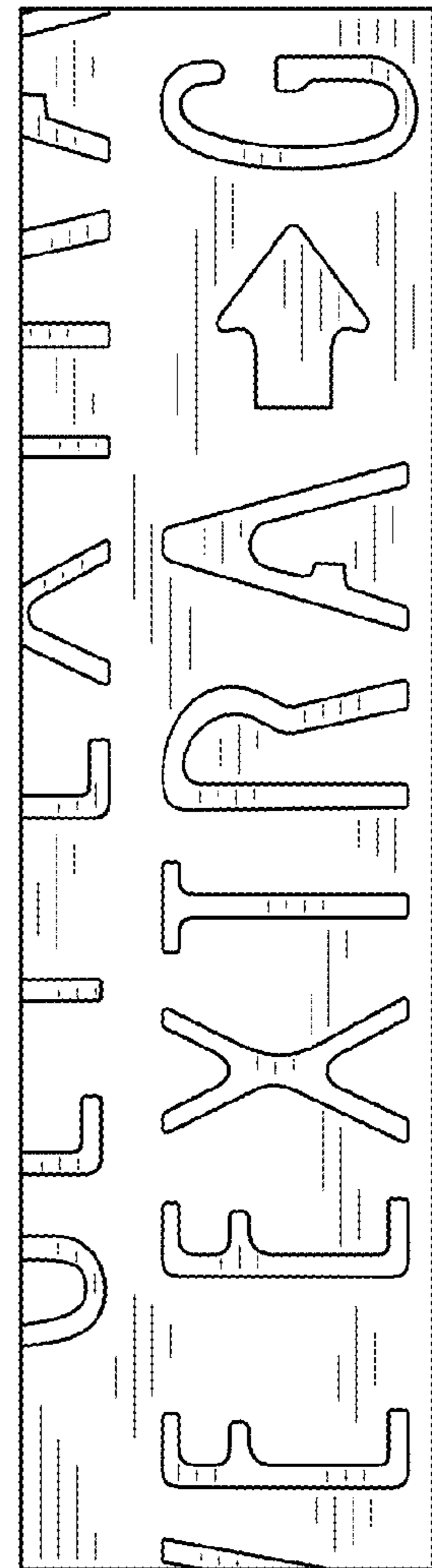


FIG. 2

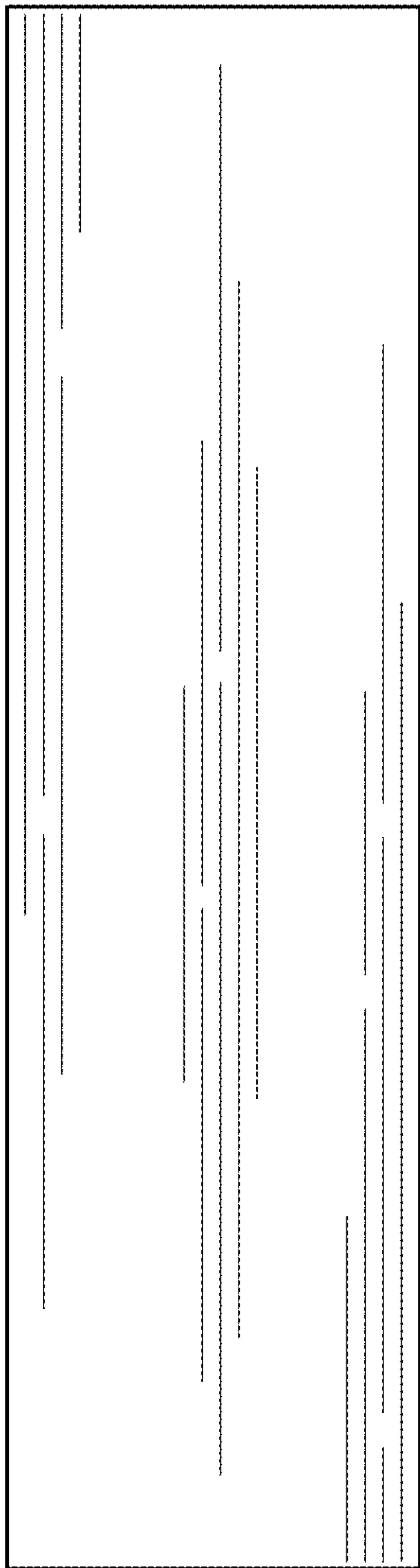


FIG. 3



FIG. 4



FIG. 5




FIG. 6




FIG. 7




FIG. 8

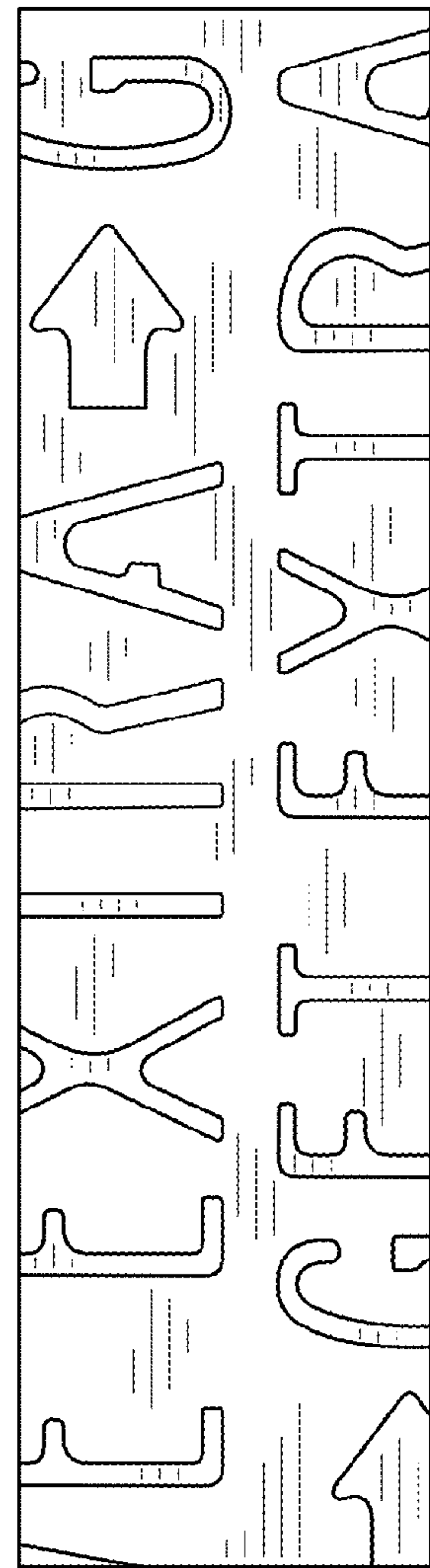


FIG. 9

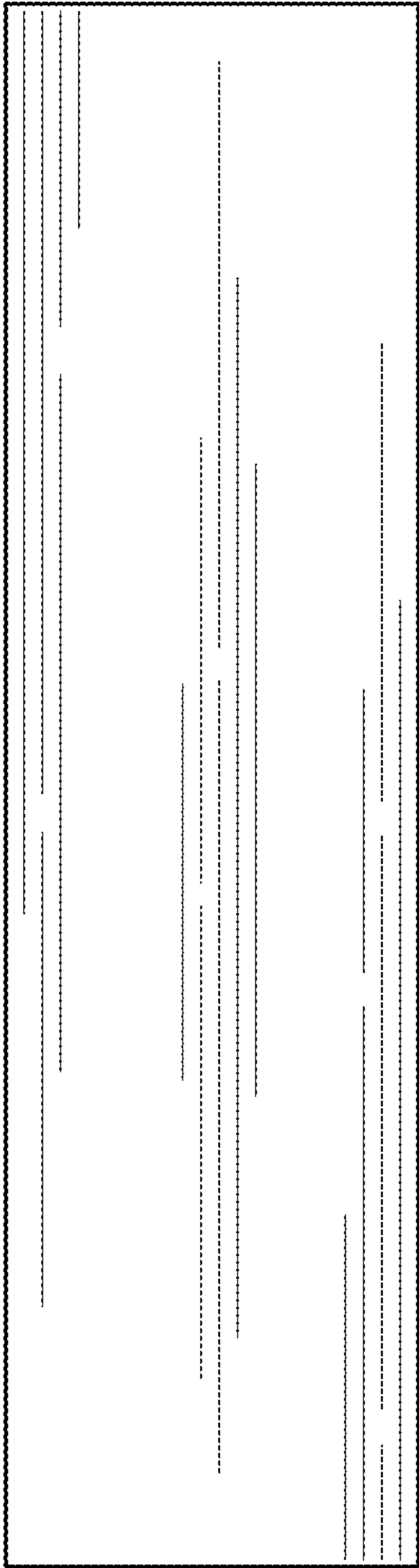


FIG. 10



FIG. 11



FIG. 12

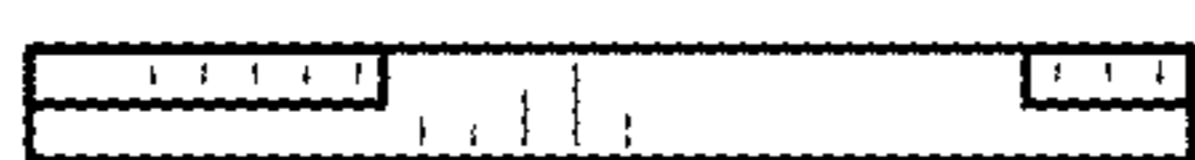


FIG. 13



FIG. 14

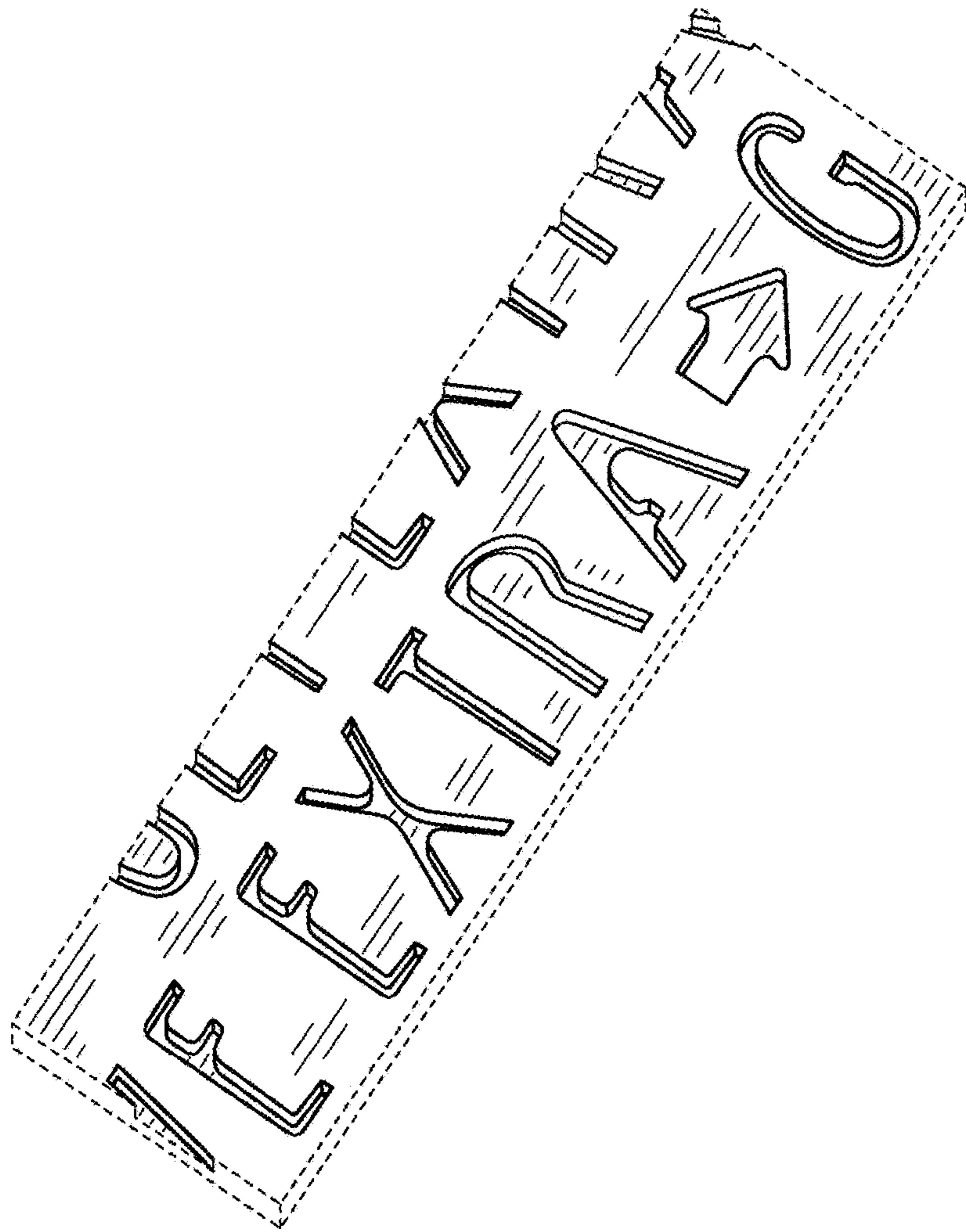


FIG. 15

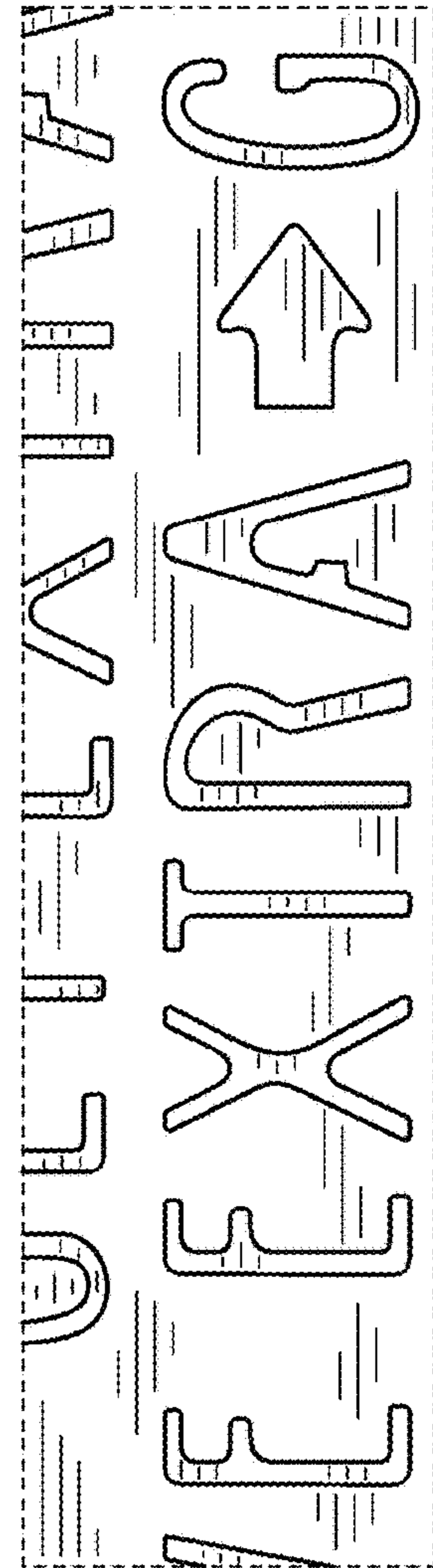


FIG. 16




FIG. 17



FIG. 18



FIG. 19

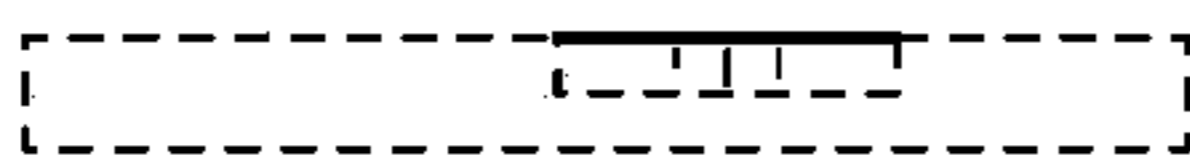


FIG. 20

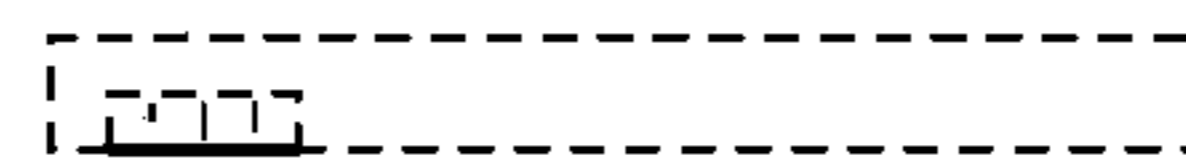


FIG. 21






FIG. 22

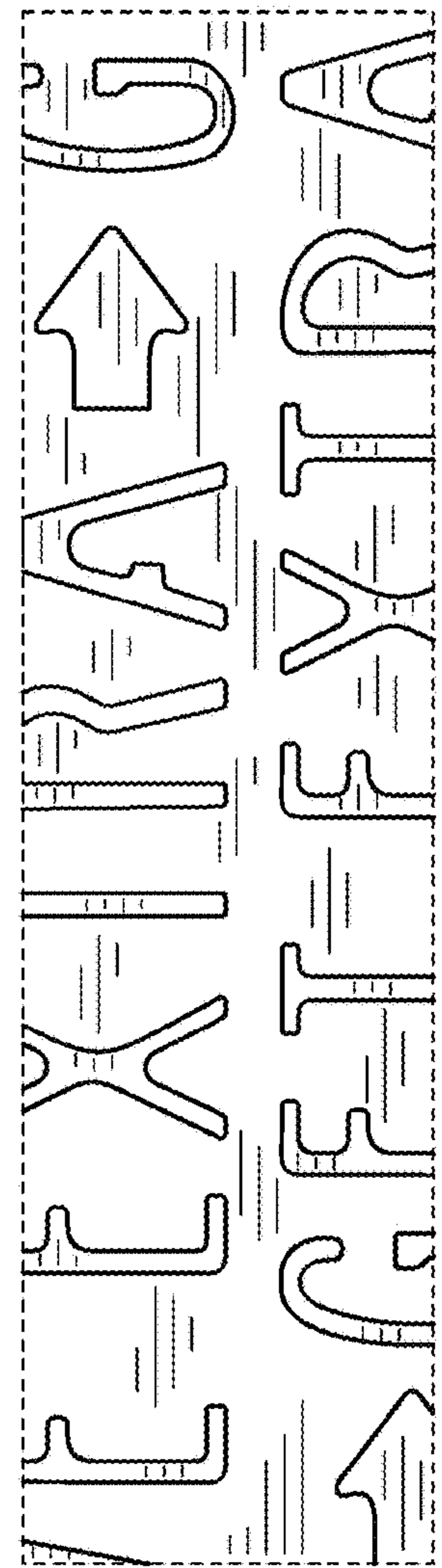


FIG. 23




FIG. 24

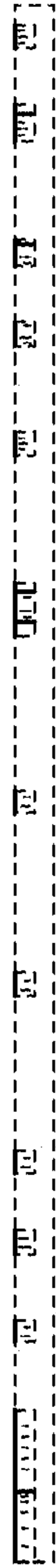


FIG. 25

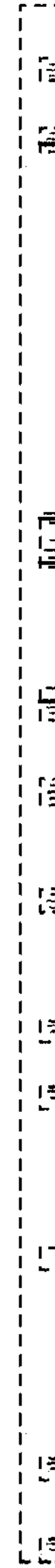


FIG. 26




FIG. 27

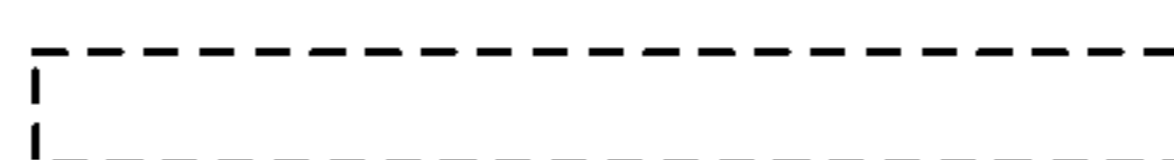


FIG. 28