



US00D948158S

(12) **United States Design Patent** (10) **Patent No.:** **US D948,158 S**  
**Gonzalez** (45) **Date of Patent:** **\*\* Apr. 5, 2022**

(54) **PALLET**  
(71) Applicant: **COLUMBIA INSURANCE COMPANY, Omaha, NE (US)**  
(72) Inventor: **Fidel Gonzalez, Dalton, GA (US)**  
(73) Assignee: **COLUMBIA INSURANCE COMPANY, Omaha, NE (US)**  
(\*\*) Term: **15 Years**  
(21) Appl. No.: **29/782,261**  
(22) Filed: **May 5, 2021**

D855,463 S \* 8/2019 Pentzer ..... D9/456  
D905,373 S \* 12/2020 Spadavecchia ..... D34/38  
D915,724 S \* 4/2021 Allen ..... D34/38  
D925,159 S \* 7/2021 Furunes ..... D34/38  
D925,859 S \* 7/2021 Ramon ..... D34/38  
2003/0089285 A1 \* 5/2003 Carson ..... B65D 19/0018  
108/57.28  
2005/0061211 A1 \* 3/2005 Zeigler ..... B65D 19/0012  
108/57.32  
2011/0120353 A1 \* 5/2011 Jensen ..... B65D 19/0073  
108/57.25  
2014/0099454 A1 \* 4/2014 Roychoudhury ..... B32B 3/22  
428/34.1  
2014/0158025 A1 \* 6/2014 Apps ..... B29C 45/0003  
108/57.25  
2019/0177038 A1 \* 6/2019 Veldhuis ..... B65D 19/0012  
2020/0031522 A1 \* 1/2020 Shawaf ..... B29C 41/04  
2021/0147111 A1 \* 5/2021 Lopez Uran ..... B65D 19/08

**Related U.S. Application Data**

(62) Division of application No. 29/723,728, filed on Feb. 10, 2020, now Pat. No. Des. 932,130.  
(51) **LOC (13) Cl.** ..... **09-08**  
(52) **U.S. Cl.**  
USPC ..... **D34/38**  
(58) **Field of Classification Search**  
USPC ..... D34/38  
CPC ..... B65D 2519/00273; B65D 2519/00069;  
B65D 2519/00034; B65D 2519/00288;  
B65D 2519/00024; B65D 2519/00268  
See application file for complete search history.

\* cited by examiner

*Primary Examiner* — Cynthia Ramirez  
(74) *Attorney, Agent, or Firm* — Ballard Spahr LLP

(57) **CLAIM**

The ornamental design for a pallet, as shown and described.

**DESCRIPTION**

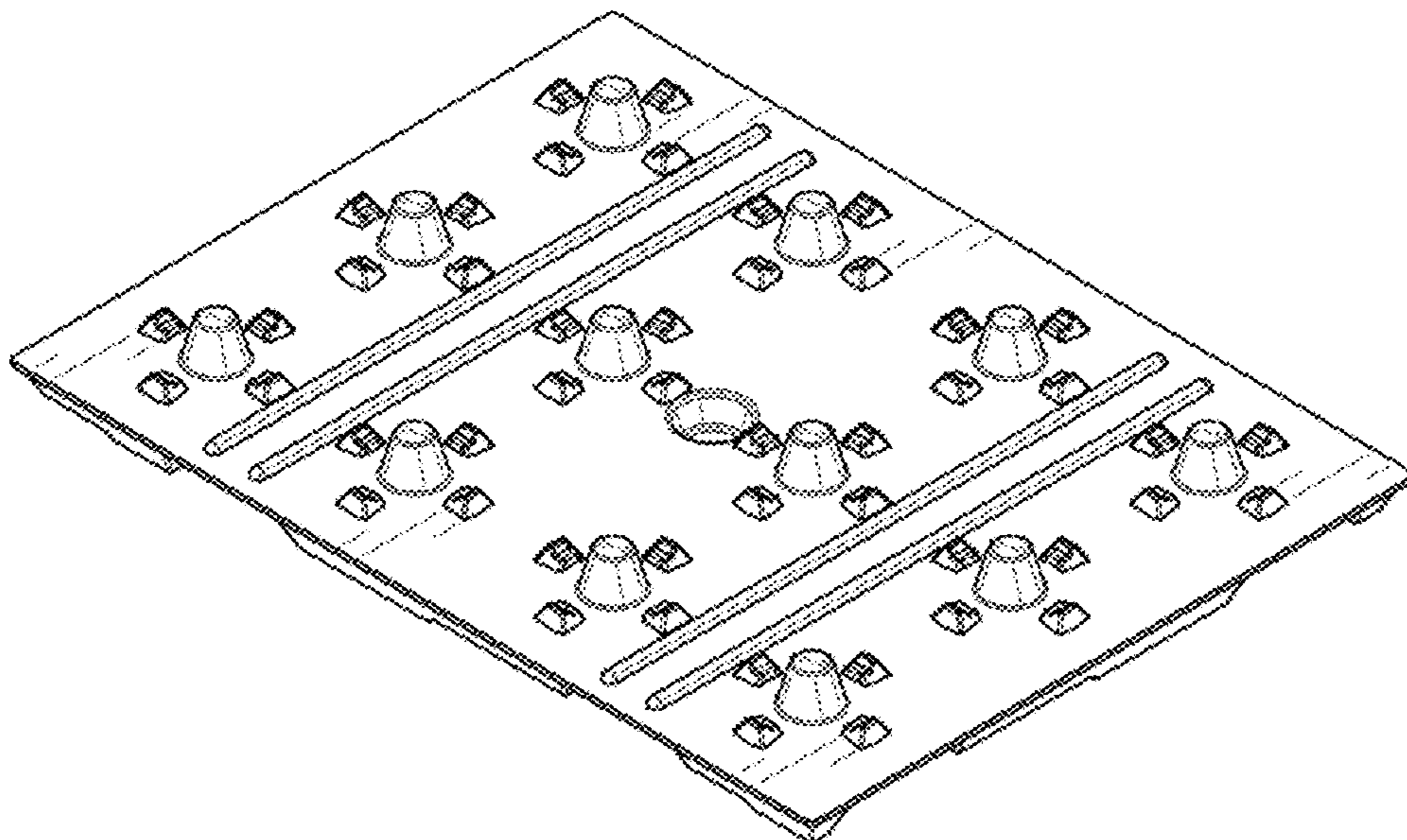
FIG. 1 is a top perspective view of a pallet showing my new design;  
FIG. 2 is a front devotional view thereof;  
FIG. 3 is a rear elevational view thereof;  
FIG. 4 is a right side plan view thereof;  
FIG. 5 is a left side plan view thereof;  
FIG. 6 is a top plan view thereof;  
FIG. 7 is a bottom plan view thereof; and,  
FIG. 8 is a cross-sectional view thereof, taken at line 8-8 of FIG. 7.  
The dash-dot line in FIG. 7 shows the cross-sectional plane which FIG. 8 is taken and forms no part of the claimed design.

(56) **References Cited**

**U.S. PATENT DOCUMENTS**

3,995,749 A \* 12/1976 Haskins ..... B65D 19/0014  
206/599  
5,205,221 A \* 4/1993 Melin ..... B65D 19/0038  
108/51.3  
D417,765 S \* 12/1999 Morello ..... D34/38  
D647,685 S \* 10/2011 Atkins ..... D34/38  
D650,546 S \* 12/2011 MacDonald ..... D34/38  
D655,475 S \* 3/2012 Lin ..... D34/38  
D822,308 S \* 7/2018 Hunt, III ..... D34/38

**1 Claim, 5 Drawing Sheets**



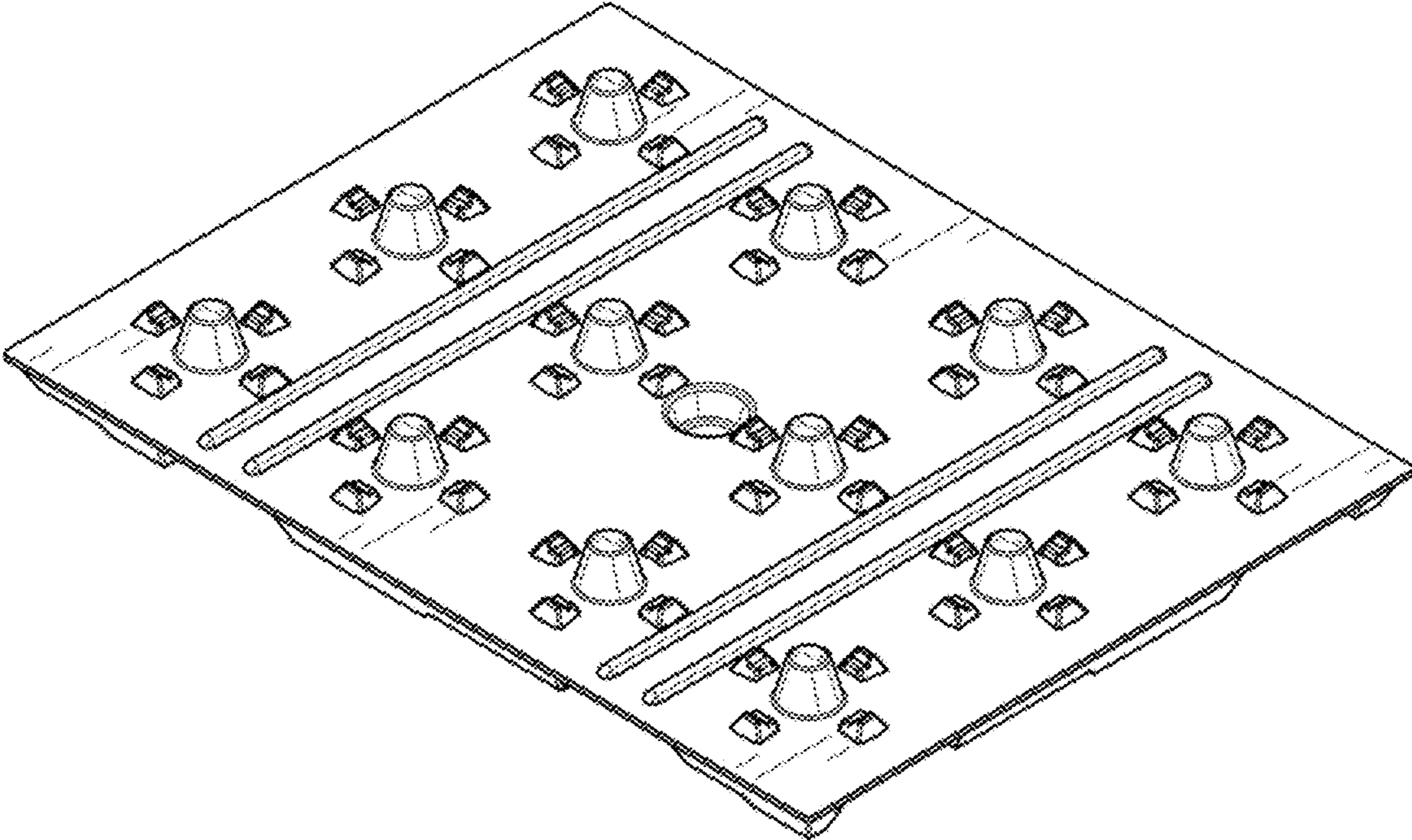


FIG. 1




FIG. 2



FIG. 3



FIG. 4



FIG. 5



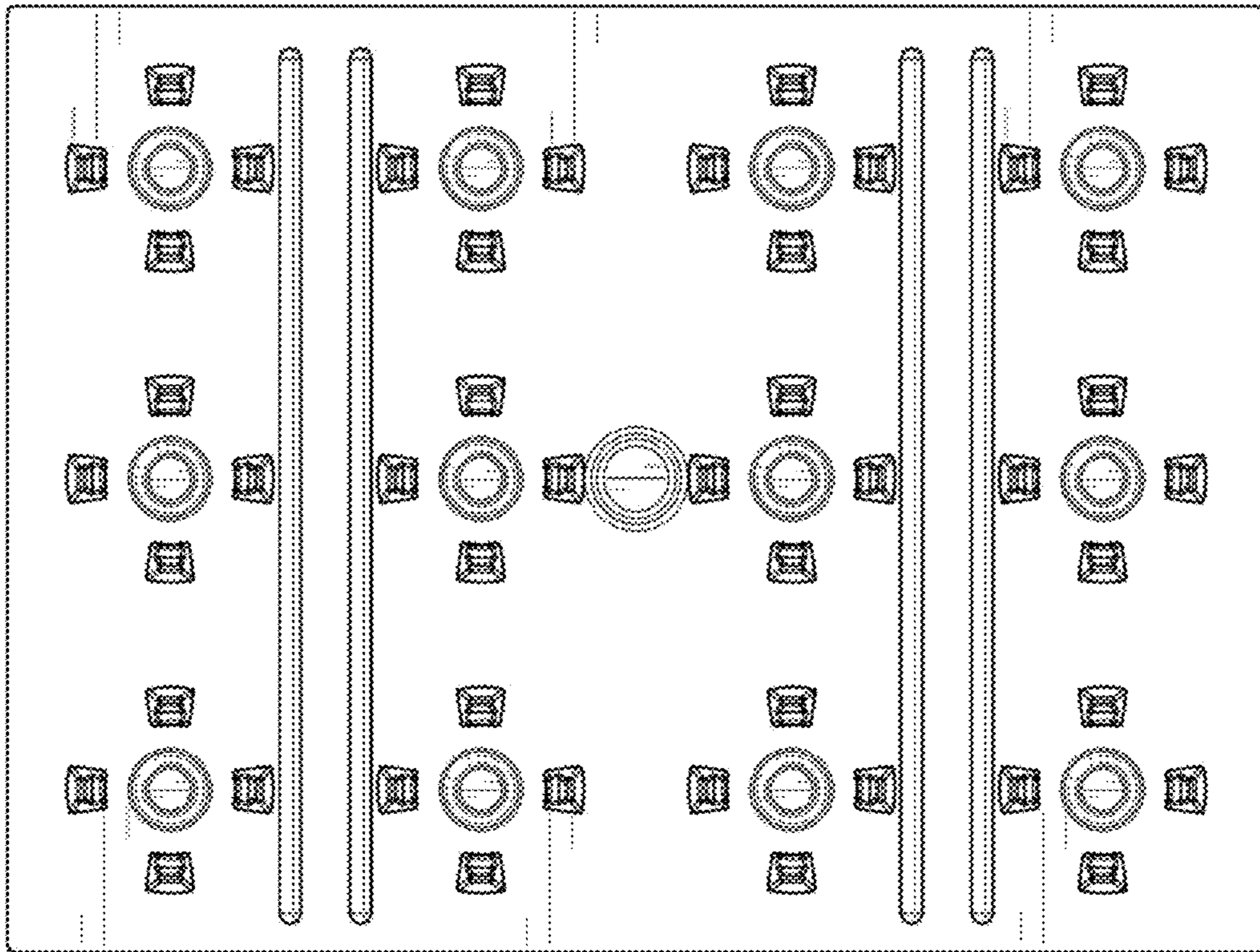


FIG. 6

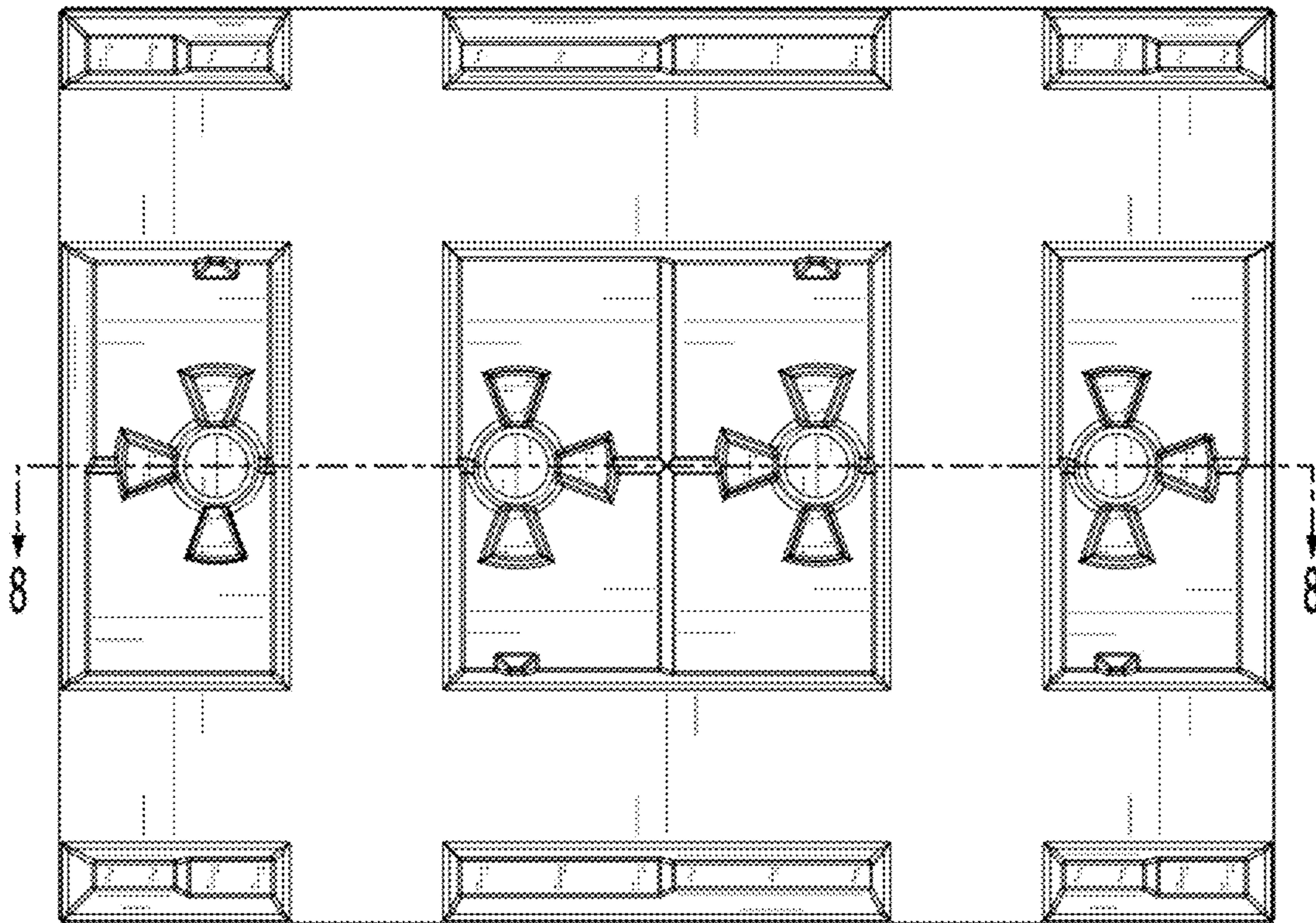


FIG. 7

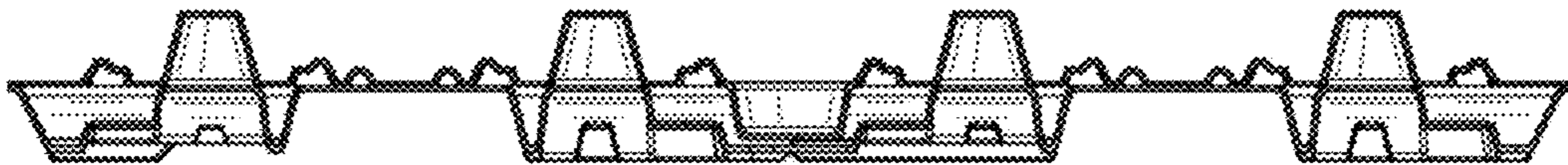


FIG. 8