



US00D948125S

(12) **United States Design Patent** (10) **Patent No.:** **US D948,125 S**  
**Jiang** (45) **Date of Patent:** **\*\* Apr. 5, 2022**

- (54) **ELECTRIC HAIR CLIPPER**
- (71) Applicant: **NINGBO ICLIPPER ELECTRIC APPLIANCE CO., LTD.**, Ningbo (CN)
- (72) Inventor: **Qi Jiang**, Ningbo (CN)
- (73) Assignee: **NINGBO ICLIPPER ELECTRIC APPLIANCE CO., LTD.**, Ningbo (CN)
- (\*\*) Term: **15 Years**
- (21) Appl. No.: **29/779,471**
- (22) Filed: **Apr. 19, 2021**
- (51) **LOC (13) Cl.** ..... **28-03**
- (52) **U.S. Cl.**  
USPC ..... **D28/53**
- (58) **Field of Classification Search**  
USPC ..... D28/9, 45-54; D30/158, 159  
CPC ..... B26B 19/00; B26B 19/02; B26B 19/04;  
B26B 19/10; B26B 19/12; B26B 19/38;  
A45D 26/00; A45D 26/0004; A45D  
26/0057; A45D 2026/0095  
See application file for complete search history.

D815,355 S	4/2018	Fleming et al.	
D847,432 S	4/2019	Aulwes et al.	
D851,834 S	6/2019	Peterson, Jr. et al.	
D853,646 S *	7/2019	Boulanger	D28/53
D865,292 S	10/2019	Peterson, Jr.	
D880,067 S	3/2020	Hu	
D883,573 S *	5/2020	Cociffi	D28/53
D910,918 S *	2/2021	Jiang	D28/53
D910,919 S *	2/2021	Jiang	D28/53
D910,920 S *	2/2021	Jiang	D28/53
D922,685 S *	6/2021	Jiang	D28/54
D922,686 S *	6/2021	Jiang	D28/54
D923,247 S *	6/2021	Jiang	D28/53
D923,248 S *	6/2021	Jiang	D28/53
D923,250 S *	6/2021	Jiang	D28/54
2020/0055205 A1 *	2/2020	Werner	B26B 19/06
2021/0094195 A1 *	4/2021	Phoon	B26B 19/06

\* cited by examiner

*Primary Examiner* — Jennifer Rivard  
*Assistant Examiner* — Alison M Ofstun

(57) **CLAIM**

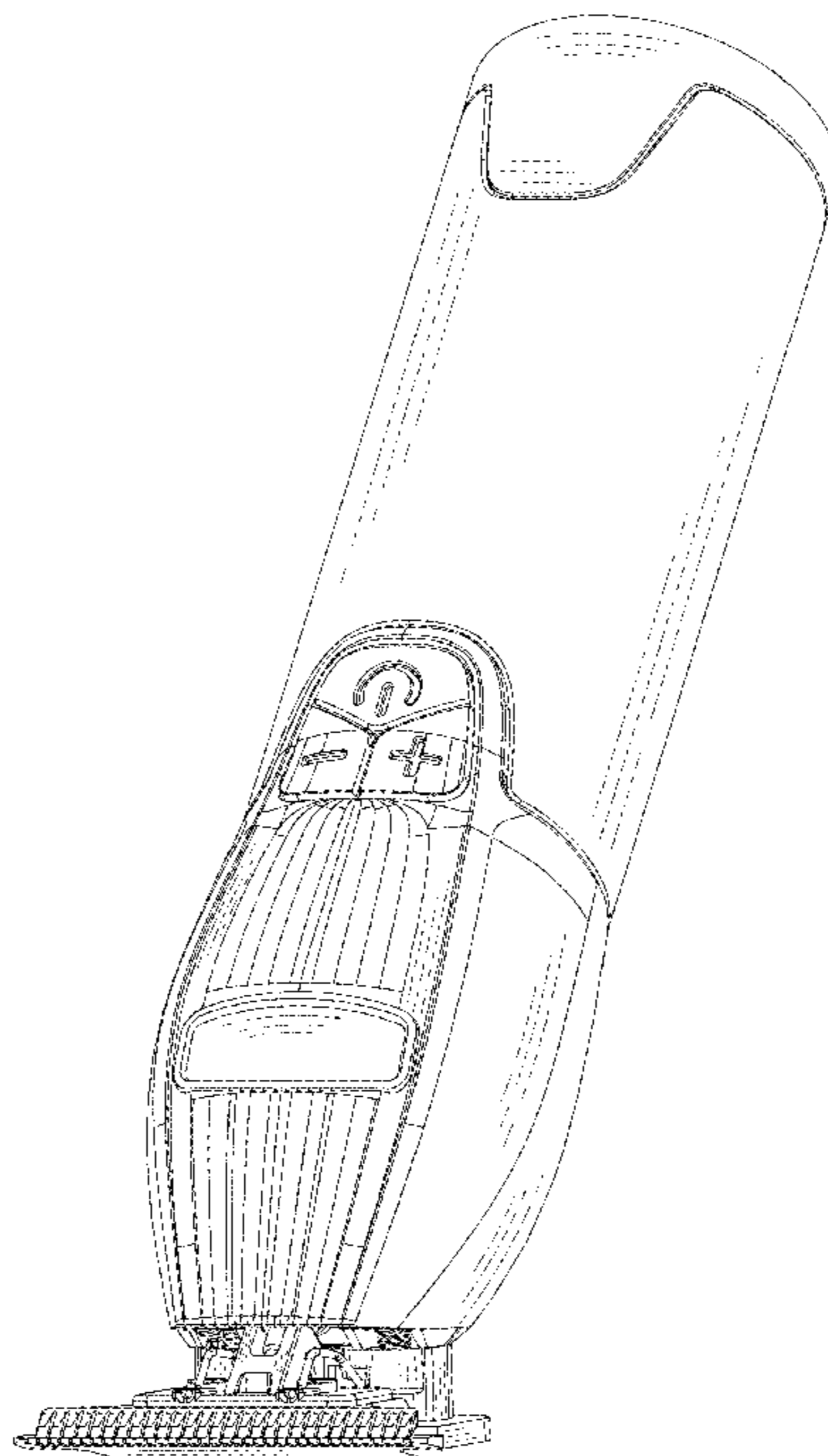
The ornamental design for an electric hair clipper, as shown and described.

**DESCRIPTION**

FIG. 1 is a front elevation view of an electric hair clipper showing my new design;  
FIG. 2 is a back elevation view thereof;  
FIG. 3 is a right-side view thereof;  
FIG. 4 is a left-side view thereof;  
FIG. 5 is a top plan view thereof;  
FIG. 6 is a bottom plan view thereof; and,  
FIG. 7 is a bottom left perspective view thereof.  
The broken lines depict portions of the article that form no part of the claimed design.

**1 Claim, 7 Drawing Sheets**

- (56) **References Cited**  
U.S. PATENT DOCUMENTS
- D534,689 S 1/2007 Gross et al.
- D682,471 S 5/2013 Yde et al.
- D696,459 S 12/2013 Chan
- D787,746 S 5/2017 Werner
- D800,386 S 10/2017 Fleming et al.
- D800,965 S 10/2017 Aulwes et al.
- D814,702 S 4/2018 Aulwes et al.






FIG. 1

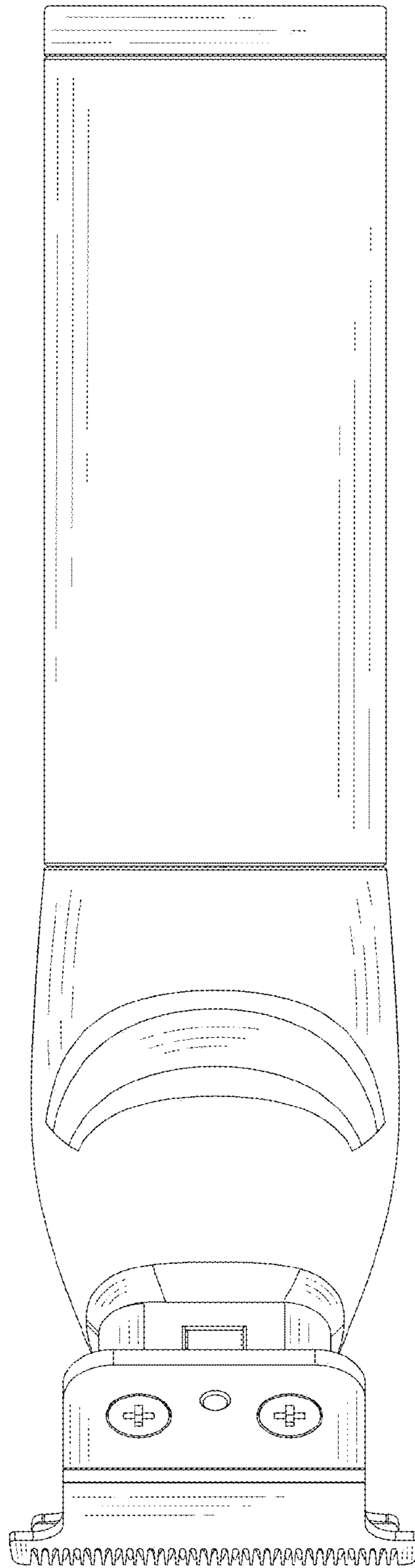


FIG. 2

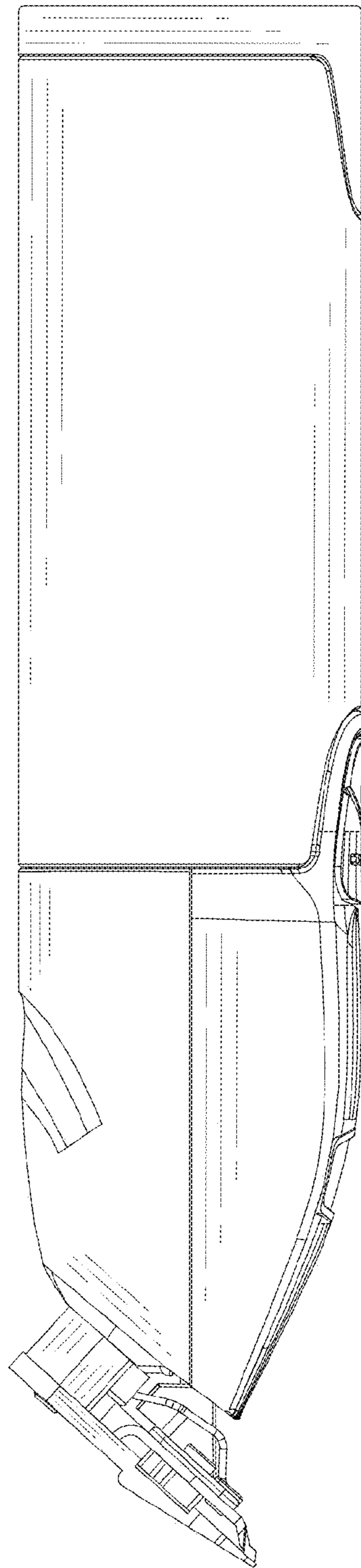


FIG. 3

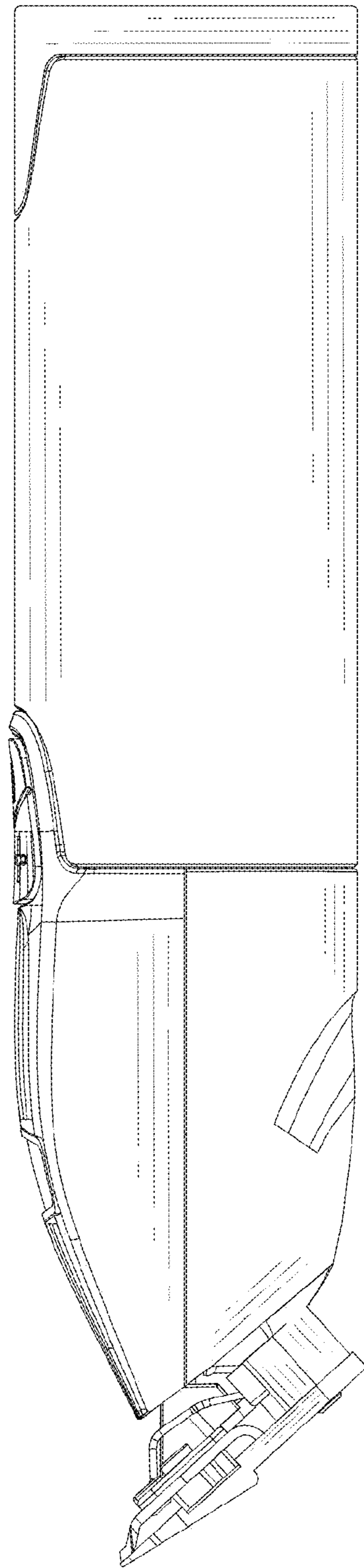


FIG. 4

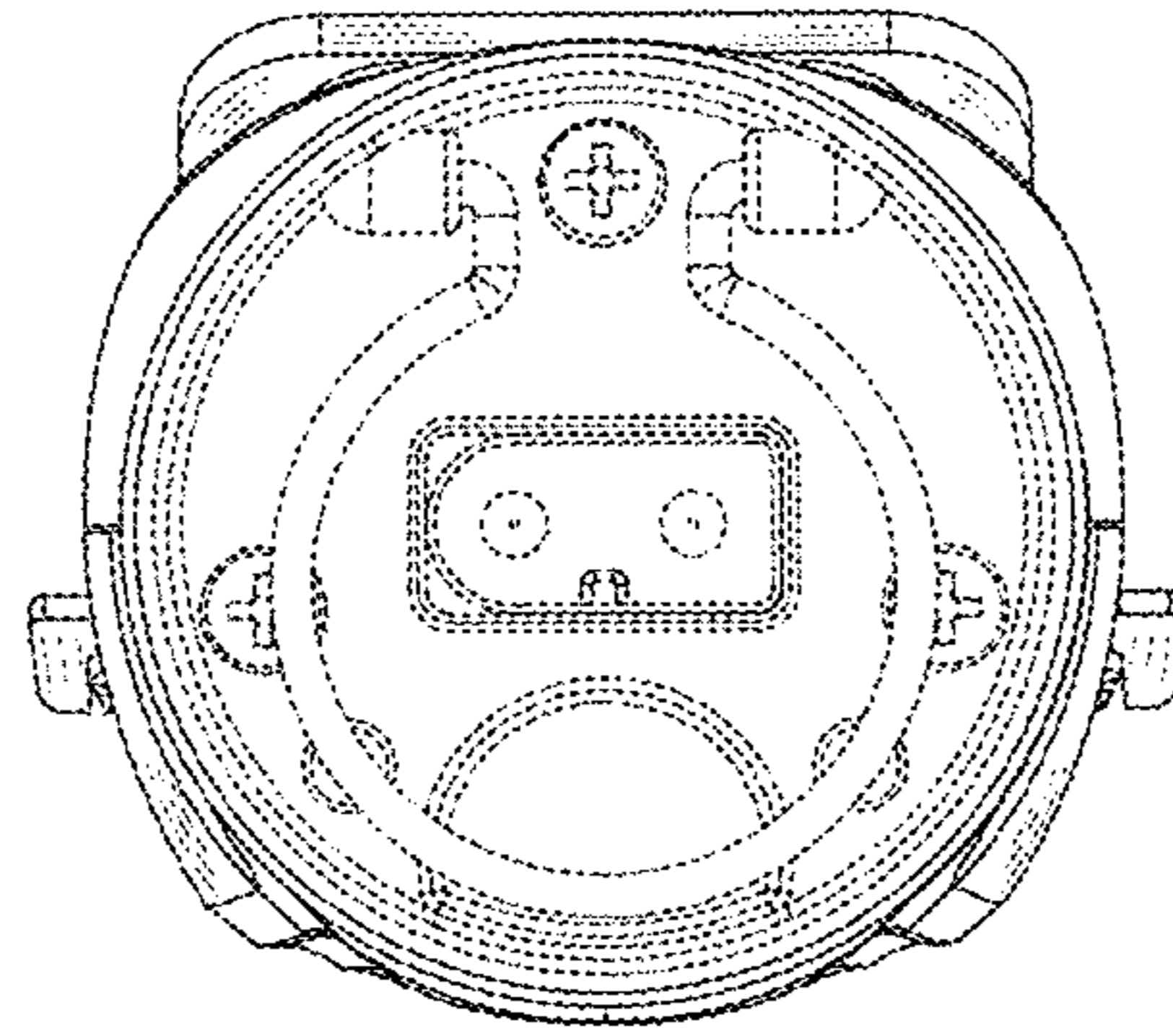


FIG. 5

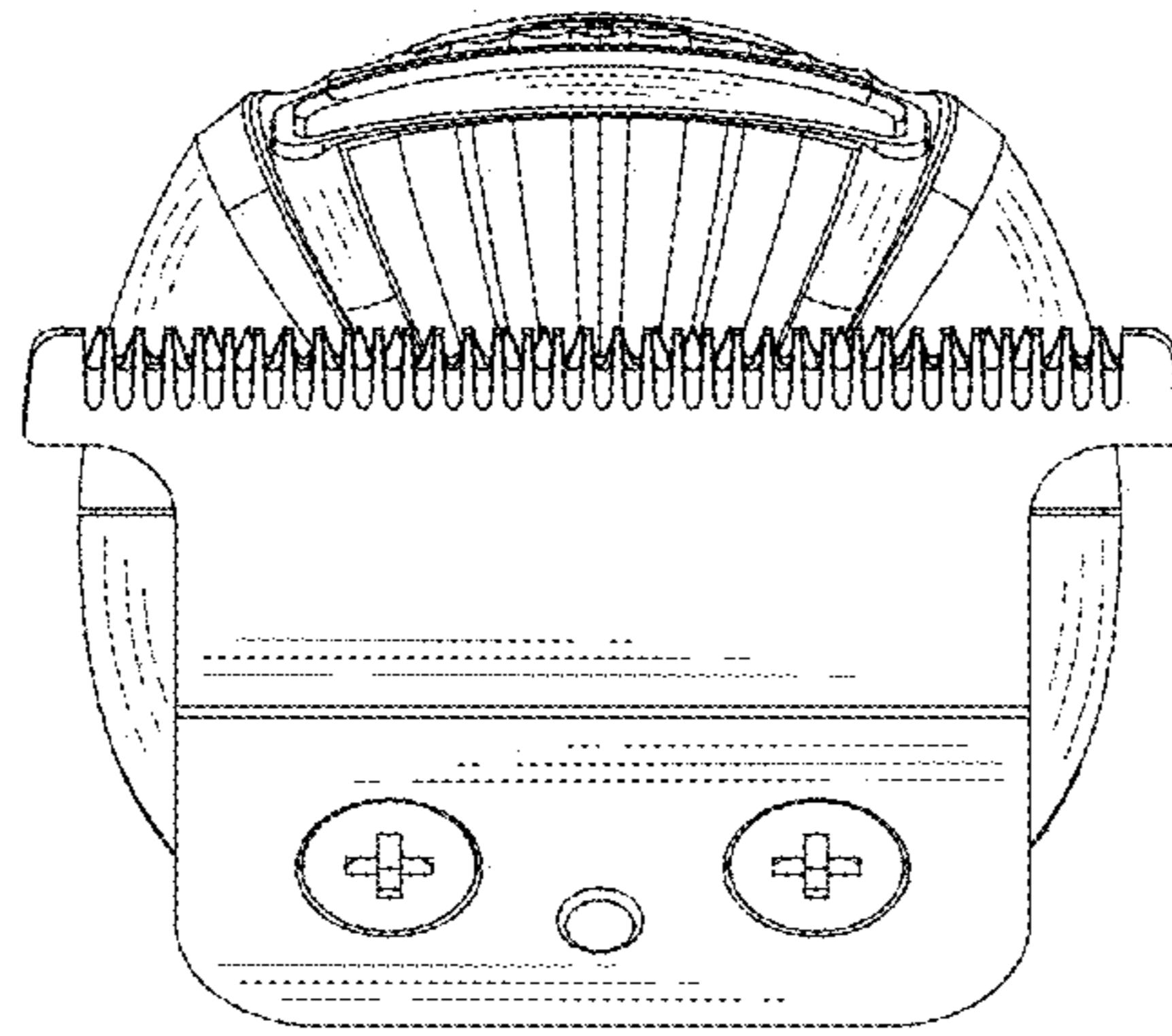


FIG. 6

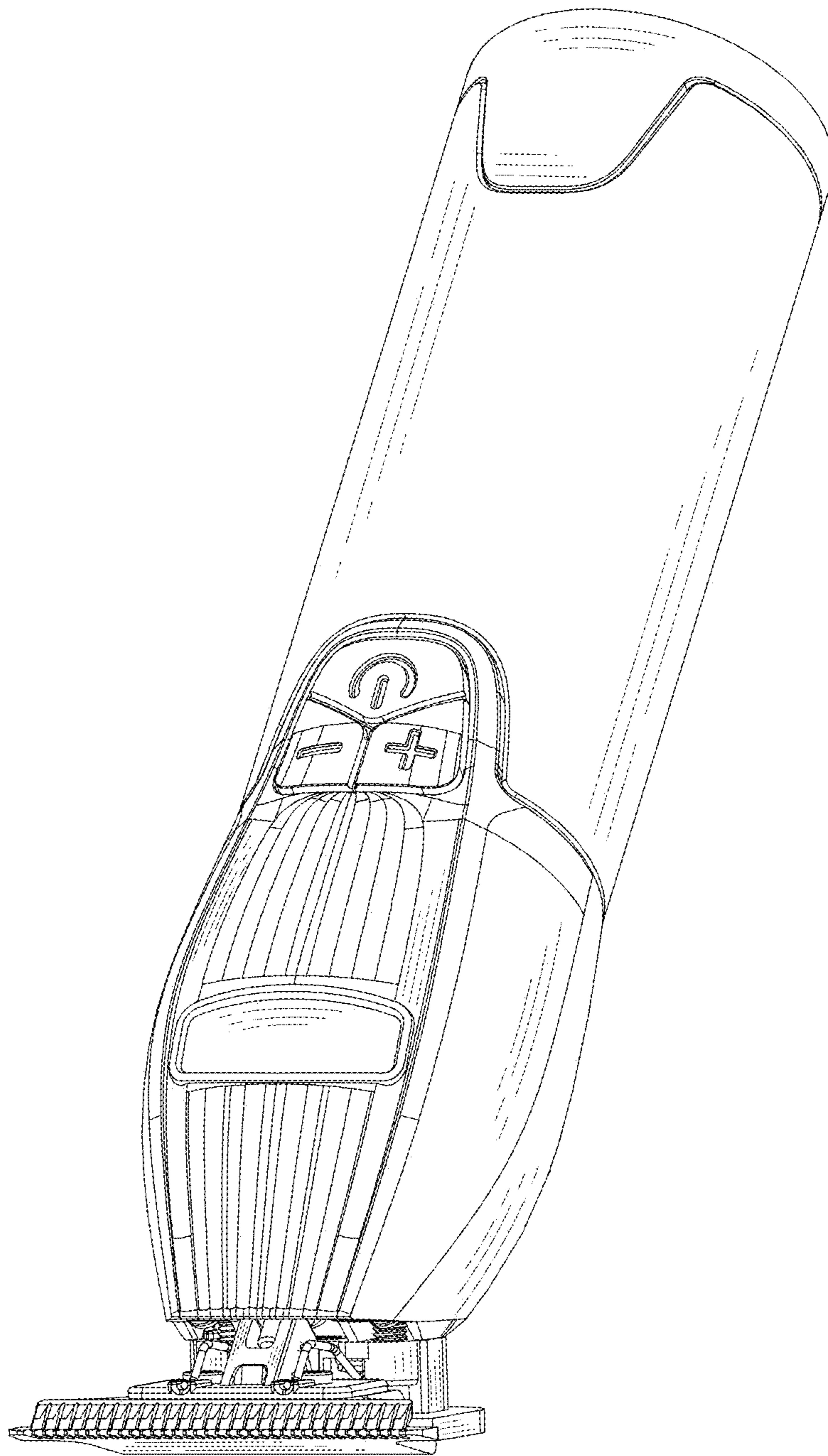


FIG. 7